



REPUBLIC OF BULGARIA
MINISTRY OF FINANCE

GOVERNMENT DEBT
MANAGEMENT

MONTHLY BULLETIN

FEBRUARY 2011

REPUBLIC OF BULGARIA
MINISTRY OF FINANCE

**GOVERNMENT DEBT
MANAGEMENT**

FEBRUARY 2011

ISSN 1311 – 0047

This issue includes materials and data received prior to 29 March 2011.

The contents of the *Government Debt Management* bulletin may be quoted or reproduced without further permission. Due acknowledgment is requested.

Published by the Ministry of Finance, Government Debt and Financial Markets Directorate,
tel. 029859 2497, 029859 2452.

Website: www.minfin.bg

Ministry of Finance address in Reuters: MFBG01

Subscriptions: tel. 029145 1351

Computer typeset: Publications Division of the Bulgarian National Bank.
Printed and bound in the BNB Printing Centre.

CONTENTS

1	Government Securities Issues	5
2	Domestic Government Debt Dynamics	11
3	External Government Debt Dynamics	20
4	Government Debt Structure	27
5	Government Guaranteed Debt Structure	33
6	Municipal Debt and Social Security Funds Debt Structure	37
7	Consolidated Government Debt Amount	39
	Appendices	41

Abbreviations

BGN	<i>The abbreviation of the Redenominated Bulgarian Lev</i>
BIR	<i>Base Interest Rate</i>
BNB	<i>Bulgarian National Bank</i>
CM	<i>Council of Ministers</i>
CMA	<i>Credit Market Analysis Ltd</i>
CMD	<i>Council of Ministers Decree</i>
CSB	<i>Consolidated State Budget</i>
EBRD	<i>European Bank for Reconstruction and Development</i>
EIB	<i>Economic and Investment Bank</i>
GDP	<i>Gross Domestic Product</i>
GS	<i>Government Securities</i>
IMF	<i>International Monetary Fund</i>
JBIC	<i>Japan Bank for International Cooperation</i>
LBNB	<i>Law on the Bulgarian National Bank</i>
MF	<i>Ministry of Finance</i>
SBL of RB	<i>State Budget Law of the Republic of Bulgaria</i>
SDR	<i>Special Drawing Rights</i>
TFP	<i>Transitional and Final Provisions</i>
ZUNK	<i>Bulgarian abbreviation of the Law on Settlement of Non-performing Credits Negotiated prior to 30 September 1990 (LSNC)</i>

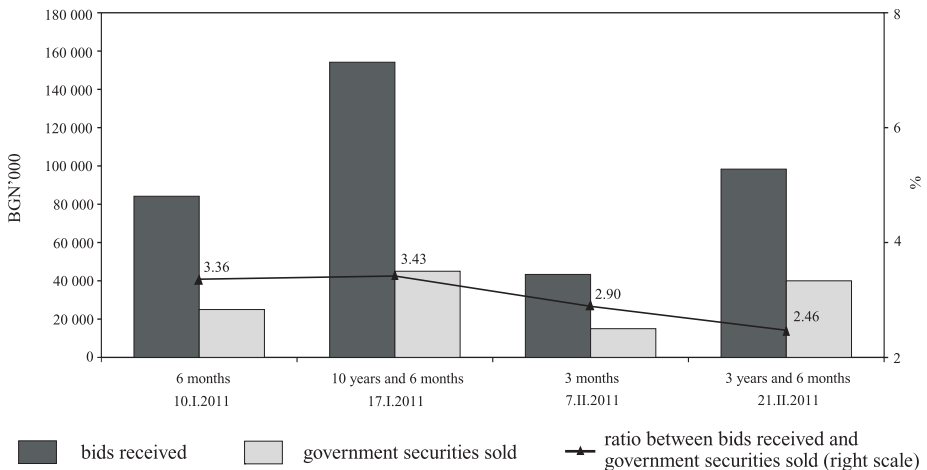
In February the Ministry of Finance issued through auctions organized by the BNB two government securities issues under Ordinance No 5, including one short-term (3-month) treasury bill issue (No BG3010111006) and one medium-term (3 years and 6 months) tap treasury bond issue (No BG2030110113).

At the auctions, primary dealers' bids totalled BGN 141,950.0 thousand, including 3-month government securities of BGN 43,500.0 thousand and medium-term bonds (three years and six months) of BGN 98,450.0 thousand (Chart 1). Approved bids totalled BGN 55,000.0 thousand: BGN 15,000.0 thousand for 3-month government securities and BGN 40,000.0 thousand for bonds with a maturity of three years and six months (Charts 1 and 5). Bid-to-cover ratio of the issues sold in February accounted for 2.68: 2.90 for three-month issues and 2.46 for issues with maturity of three months and six years (Appendices).

Government securities issued in February decreased by BGN 54.3 million on the same period of 2010 (Chart 2).

Chart 1

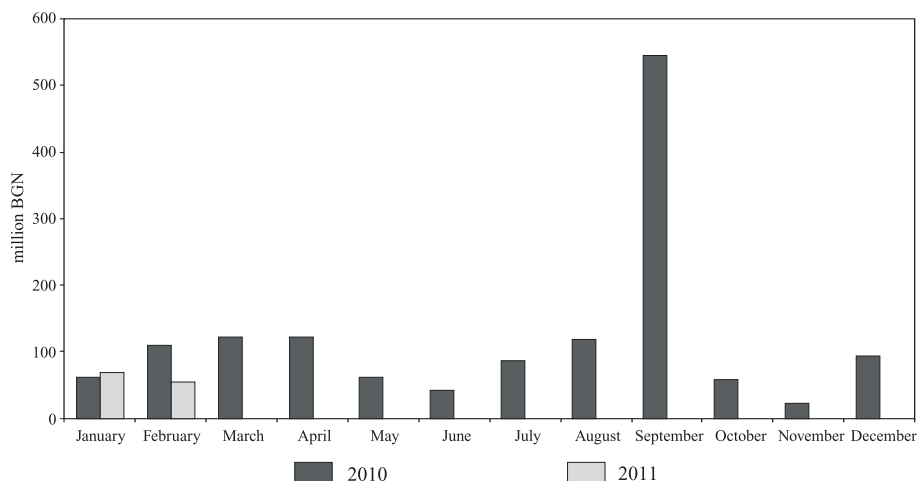
Bids Received and Government Securities Sold at Auctions



Note: The above dates indicate the auction dates.

The issues of government securities with a maturity of 3 years and 6 months and 10 years and 6 months are tap issues.

Sales of Government Securities Issues

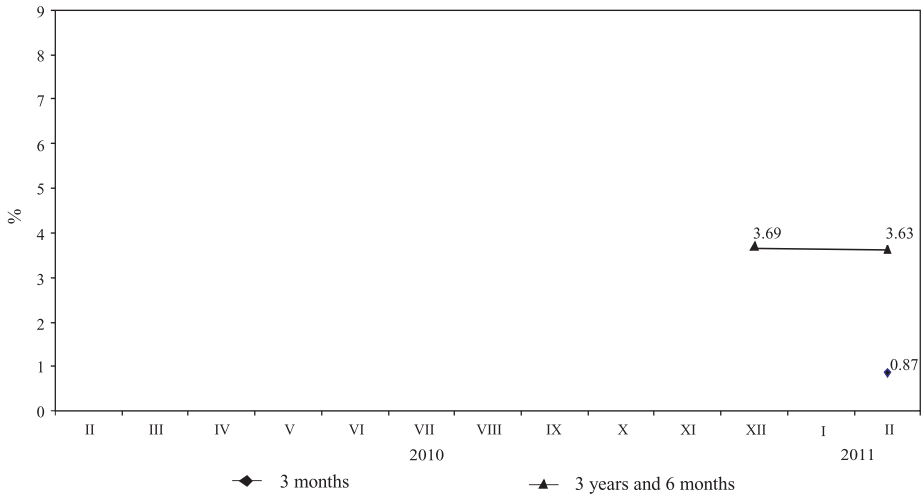


In the review month the yield attained in the primary market broadly reflected demand for and preferences in instruments with various maturities in the government securities market. The yield of the bonds with a maturity of three years and six months (BG2030110113) went down to reach 3.6 per cent compared with the previous opening in December. Yield of three-year government securities amounted to 0.9 per cent (Charts 3, 4 and 5).

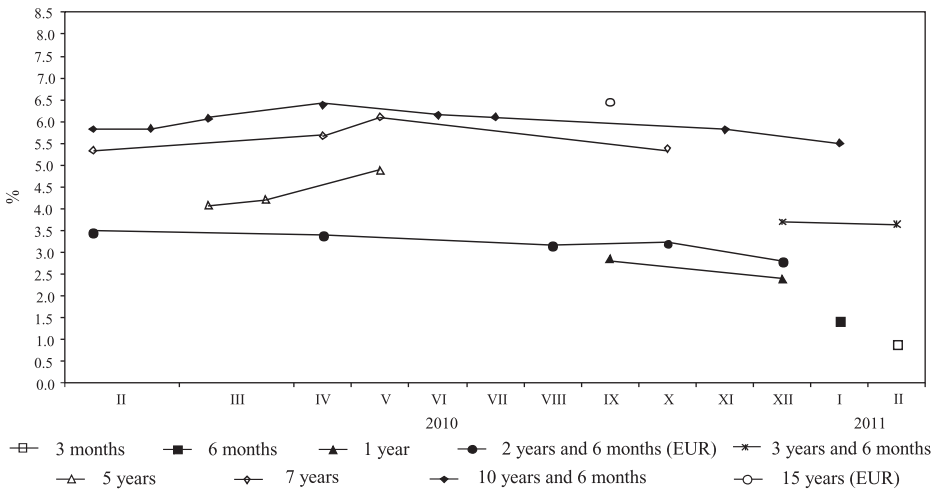
Prices of Issues Sold *per* BGN 100 Nominal Value

	JANUARY 2011		FEBRUARY 2011	
	6 months BG3010011008	10 years and 6 months BG2040011210	3 months BG3010111006	3 years and 6 months BG2030110113
Minimum	99.25	96.52	99.76	99.22
Average-weighted	99.31	96.69	99.79	99.53
Maximum	99.40	97.02	99.81	99.94

Dynamics of the Average Annual Yield of Primary Market Government Securities



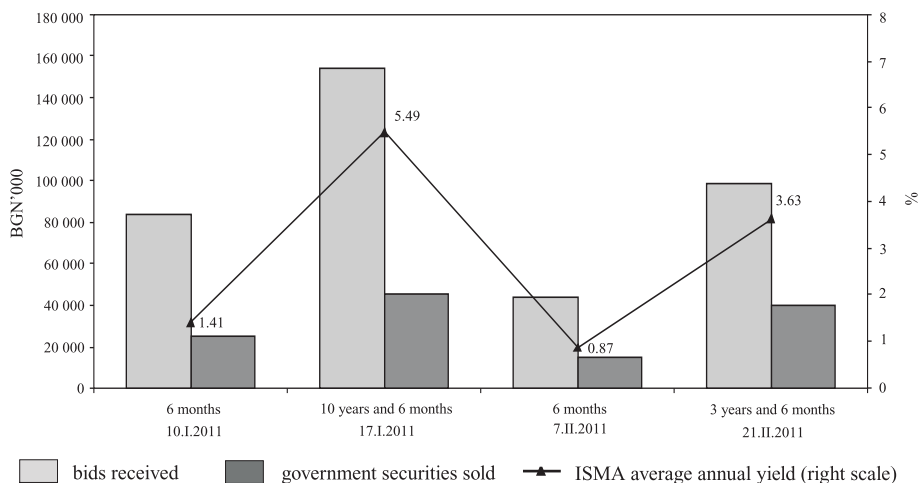
Yield of Primary Market Government Securities by Type



Note: Effective annual yield.

Chart 5

Yield and Sales of Government Securities



Note: The above dates indicate the auction dates.
 The issues of government securities with a maturity of 3 years and 6 months and 10 years and 6 months are tap issues.

Chart 6

Government Securities Bought in the Primary Market through Competitive and Non-competitive Bids

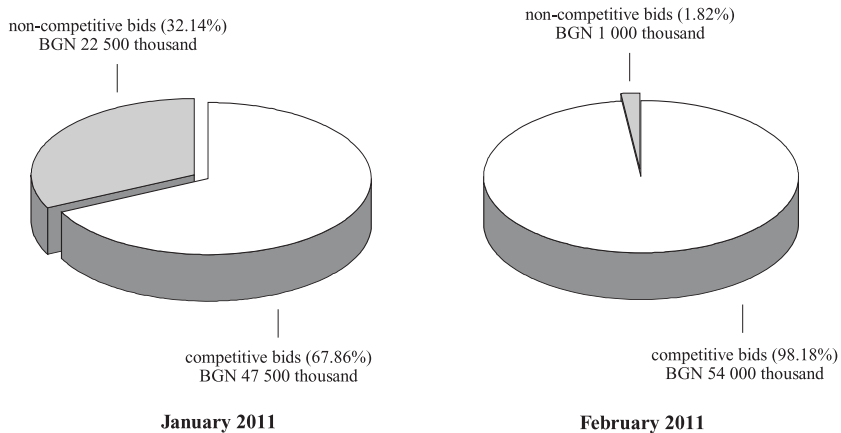
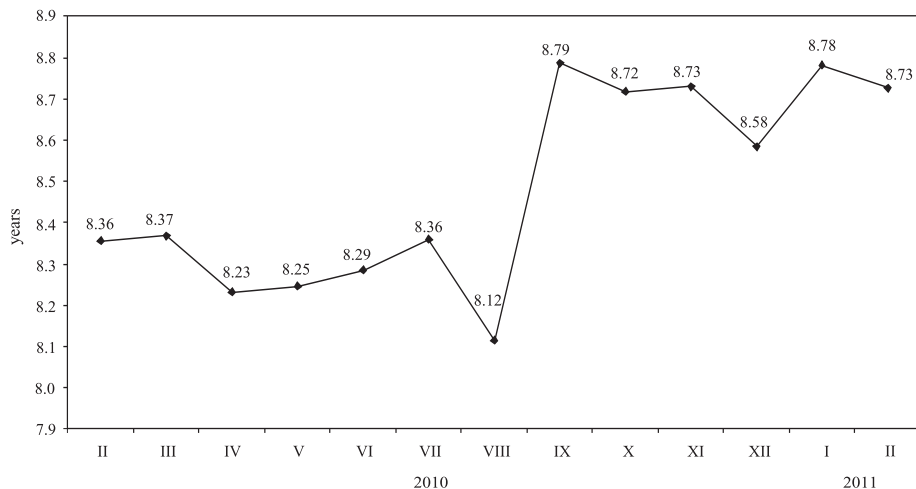


Chart 7

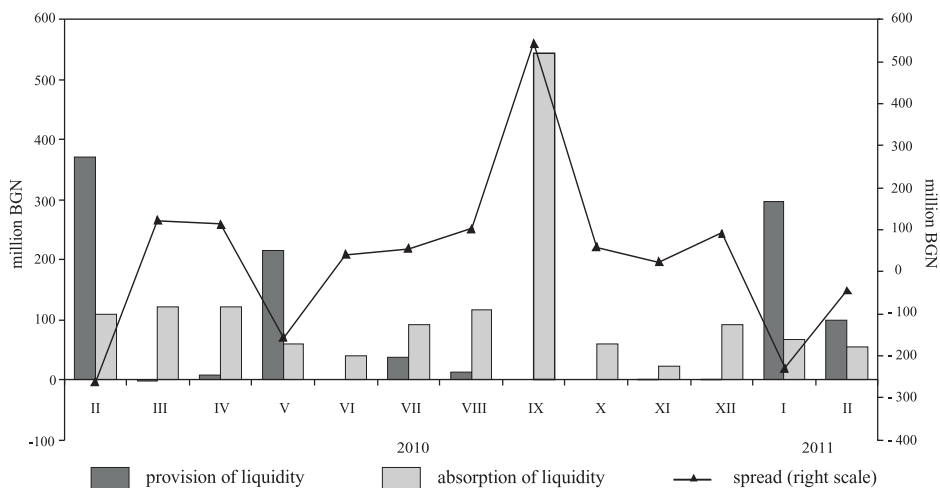
Average Term of Outstanding Government Securities Issues by Year



Note: The average term is calculated on the basis of the maturity structure of issued government securities.

Chart 8

Liquidity Provision and Absorption through Government Securities Matured and Issued



Pending Payments on Government Securities in April 2011

(BGN'000)

Government securities	Monday	Tuesday	Wednesday	Thursday	Friday
ZUNK Bonds Target issues					3.10
	4	5	6	7	8
Bills Bonds Target issues					
	11	12	13	14	15
Bills Bonds Target issues	5 851.41				
	18	19	20	21	22
Bills Bonds Target issues	3 112.19				
	25	26	27	28	29
Bills Bonds Target issues					

Note: When the payment day is not a business day, payment is effected on the following business day.

Calendar of Government Securities Issues in April 2011

(BGN)

Auction date	Payment date	Issue date	Maturity date	Issue term	Currency	Scheduled volume
4.04.2011	6.04.2010	22.12.2010	22.06.2014	3 years and 6 months	BGN	55 000 000
18.04.2011	20.04.2011	20.04.2011	20.07.2011	3 months	BGN	15 000 000
27.04.2011*	29.04.2011	19.01.2011	19.07.2021	10 years and 6 months	BGN	25 000 000
TOTAL Bills Bonds						95 000 000 15 000 000 80 000 000

Note: The Ministry of Finance reserves its right to make relevant adjustments in the calendar where necessary.

* Auction sale of issue BG2040011210 issued on 19 January 2011 maturing on 19 July 2021 replaced by government securities issued in the preceding year.

By end-February 2011 domestic government debt totalled BGN 3,716,290.2 thousand in nominal terms. The share of government securities issues in total debt was 93.4 per cent (BGN 3,470,221.6 thousand) and that of government securities issued for structural reform 6.6 per cent (BGN 246,068.6 thousand), (Chart 9).

Government securities issued since early 2011 amounted to BGN 125,000.0 thousand. As a result of government securities issued and payments effected over the review month, the share of seven-year government securities went down to reach 3.8 per cent at the expense of the remaining types of government securities whose shares posted an increase (Chart 10). The average-weighted maturity of government securities issues was eight years and nine months. Government securities issued for structural reform amounted to BGN 246,068.6 thousand by the end of the review period.

The debt currency structure experienced a slight change in February (Chart 11). The share of EUR-denominated government securities increased to reach 29.1 per cent, while the shares of government securities denominated in levs and in US dollars decreased on the previous month to 67.9 per cent and 3.0 per cent respectively. Long-term government securities decreased to 68.5 per cent at the expense of medium-term government securities which went up to 26.3 per cent. Short-term government securities occupied 5.1 per cent (Chart 12). Government securities with fixed interest coupons comprised 93.4 per cent and those with floating interest coupons 6.6 per cent. Compared with the previous month, the volume of debt with a residual term of one to five years, that of five to ten years and that of over ten years increased by 34.1 per cent, 39.3 per cent and 13.5 per cent respectively. Debt with a residual term of up to one year reached 13.1 per cent (Chart 14).

Since early-2010 interest and discounts paid on government securities issued on the domestic market totalled BGN 64,627.6 thousand, including BGN 63,575.8 thousand on government securities issues, or 98.4 per cent of the total paid interest and discounts (Chart 16). Interest paid on ten-year bonds occupied the largest share, 39.2 per cent, followed by interest payments on five-year bonds, 34.5 per cent (Chart 15).

Domestic Government Debt

(BGN'000)

Structure	Amount as of 31 Dec. 2010	Change in 2011		Amount as of 28 February 2011
		increase	decrease	
I. DEBT ON GOVERNMENT SECURITIES ISSUES				
1. Government securities issued in 2002	84 920.0	-	1 700.4	83 219.6
1.1. Long-term	84 920.0	-	1 700.4	83 219.6
10-year	84 920.0	-	1 700.4	83 219.6
2. Government securities issued in 2003	295 583.0	-	527.7	295 055.3
2.1. Long-term	295 583.0	-	527.7	295 055.3
10-year	100 000.0	-	527.7	99 472.3
15-year	195 583.0	-	-	195 583.0
EUR-denominated (lev equivalent)	195 583.0	-	-	195 583.0
3. Government securities issued in 2004	160 000.0	-	80 000.0	80 000.0
3.1. Long-term	160 000.0	-	80 000.0	80 000.0
7-year	80 000.0	-	80 000.0	-
10-year	80 000.0	-	-	80 000.0
4. Government securities issued in 2005	150 000.0	-	-	150 000.0
4.1. Long-term	150 000.0	-	-	150 000.0
10-year	150 000.0	-	-	150 000.0
5. Government securities issued in 2006	395 000.0	-	225 000.0	170 000.0
5.1. Medium-term	225 000.0	-	225 000.0	-
5-year	225 000.0	-	225 000.0	-
5.2. Long-term	170 000.0	-	-	170 000.0
10-year	170 000.0	-	-	170 000.0
6. Government securities issued in 2007	545 000.0	-	-	545 000.0
6.1. Medium-term	295 000.0	-	-	295 000.0
5-year	295 000.0	-	-	295 000.0
6.2. Long-term	250 000.0	-	-	250 000.0
10-year	250 000.0	-	-	250 000.0
7. Government securities issued in 2008	253 300.0	-	-	253 300.0
7.1. Medium-term	84 800.0	-	-	84 800.0
5-year	84 800.0	-	-	84 800.0
7.2. Long-term	168 500.0	-	-	168 500.0
10-year	168 500.0	-	-	168 500.0
8. Government securities issued in 2009	390 500.0	-	-	390 500.0
8.1. Medium-term	233 000.0	-	-	233 000.0
5-year	233 000.0	-	-	233 000.0
8.2. Long-term	157 500.0	-	-	157 500.0
10-year	157 500.0	-	-	157 500.0
9. Government securities issued in 2010	1 378 146.7	40 000.0	-	1 418 146.7
9.1. Short-term	150 810.0	-	-	150 810.0
1-year	150 810.0	-	-	150 810.0
9.2. Medium-term	326 357.1	40 000.0	-	366 357.1
2 years and 6 months	296 357.1	-	-	296 357.1
EUR-denominated (lev equivalent)	296 357.1	-	-	296 357.1
3 years and 6 months	30 000.0	40 000.0	-	70 000.0

(continued)

(continued)

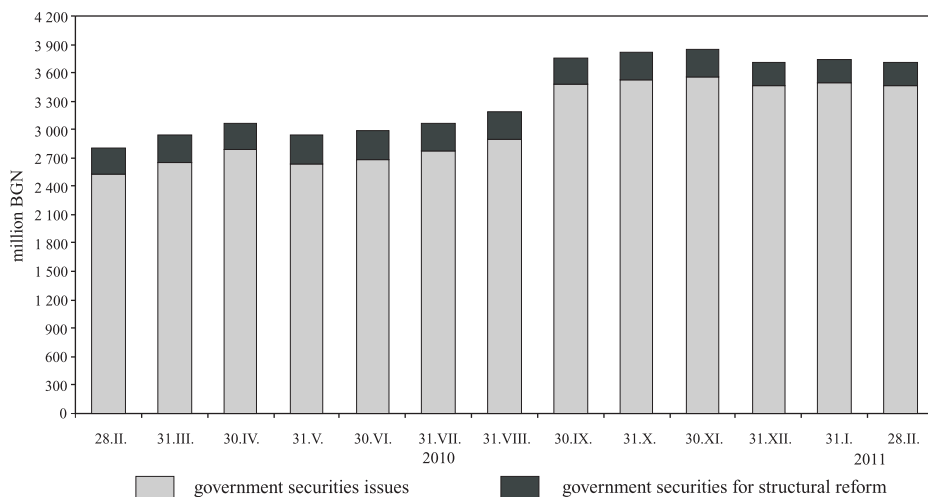
(BGN'000)

Structure	Amount as of 31 Dec. 2010	Change in 2011		Amount as of 28 February 2011
		increase	decrease	
9.3. Long-term	900 979.6	-	-	900 979.6
7-year	130 000.0	-	-	130 000.0
10 years and 6 months	313 110.0	-	-	313 110.0
15-year	457 869.6	-	-	457 869.6
EUR-denominated (lev equivalent)	457 869.6	-	-	457 869.6
10. Government securities issued in 2011	-	85 000.0	-	85 000.0
10.1. Short-term	-	40 000.0	-	40 000.0
3 months	-	15 000.0	-	15 000.0
6 months	-	25 000.0	-	25 000.0
10.2. Long-term	-	45 000.0	-	45 000.0
10 years and 6 months	-	45 000.0	-	45 000.0
TOTAL (I)	3 652 449.7	125 000.0	307 228.1	3 470 221.6
II. DEBT ON GOVERNMENT SECURITIES ISSUED FOR STRUCTURAL REFORM				
1. Long-term government bonds issued pursuant to CM Decree No. 244 of 1991	275.2	-	275.2	-
2. Long-term government bonds issued pursuant to CM Decree No. 234 of 1992	890.3	-	-	890.3
3. Long-term government bonds issued pursuant to Articles 4 and 5 of ZUNK of 1993				
in BGN	3 445.0	-	-	3 445.0
denominated in USD	88 061.2		9 784.6	78 276.6
lev equivalent	129 693.0			110 665.9
denominated in EUR	75 177.8	-	8 353.1	66 824.7
lev equivalent	147 035.0			130 697.8
4. Long-term government bonds issued pursuant to CM Decree No. 3 of 1994	369.6	-	-	369.6
TOTAL (II)	281 708.1			246 068.6
DOMESTIC GOVERNMENT DEBT, TOTAL	3 934 157.8			3 716 290.2

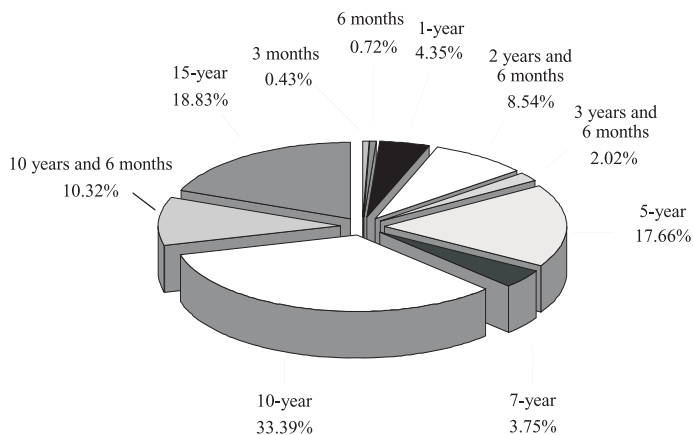
Notes: 1. Data at nominal value.

2. The lev equivalent of the debt denominated in foreign currency is based on the BNB exchange rate of the relevant currency against the lev for the last business day of the respective period.

Changes in Domestic Government Debt

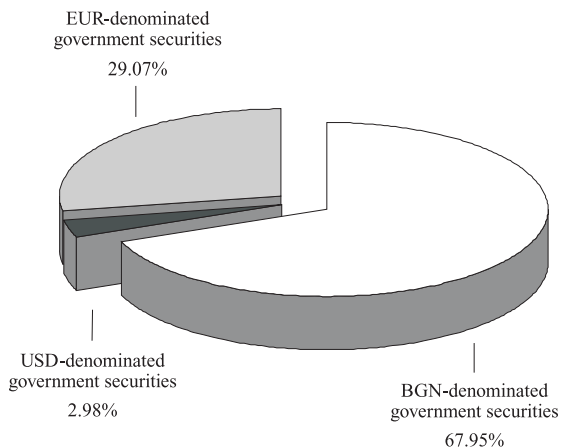


Outstanding Government Securities Issues as of 28 February

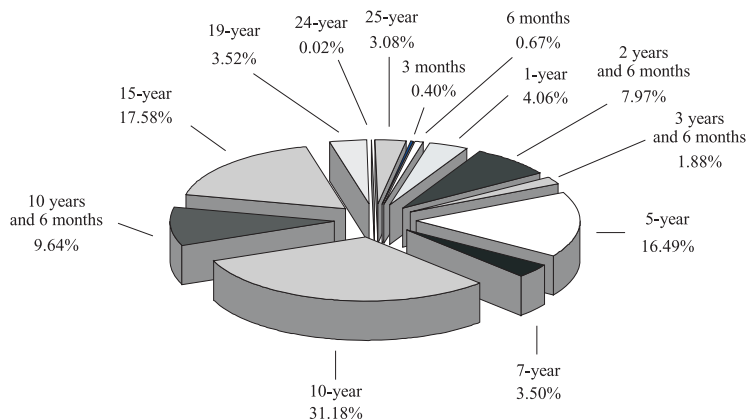


Note: The average-weighted maturity of government securities issues is 8 years and 9 months. It is calculated on the basis of the original maturity of above issues.

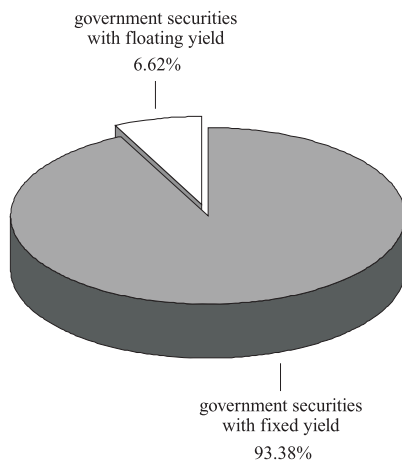
Currency Structure of Outstanding Government Securities as of 28 February



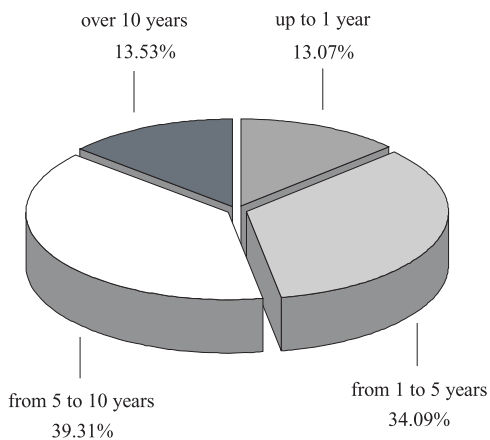
Maturity Structure of Outstanding Government Securities as of 28 February



Shares of Outstanding Government Securities with Fixed and Floating Yield as of 28 February



Residual Maturity of Domestic Government Debt as of 28 February



Expenditure on Domestic Government Debt between 1 January and 28 February 2011

(BGN'000)

Debt structure	Amount of repaid interest (discount)
I. DEBT ON GOVERNMENT SECURITIES ISSUES	
1. Government securities issued in 2002	214.3
1.1. Long-term	214.3
10-year	214.3
2. Government securities issued in 2003	3 390.5
2.1. Long-term	3 390.5
10-year	3 390.5
3. Government securities issued in 2004	5 053.3
3.1. Long-term	5 053.3
7-year	2 956.2
10-year	2 097.1
4. Government securities issued in 2005	3 213.7
4.1. Long-term	3 213.7
10-year	3 213.7
5. Government securities issued in 2006	12 013.9
5.1. Medium-term	9 014.5
5-year	9 014.5
5.2. Long-term	2 999.5
10-year	2 999.5
6. Government securities issued in 2007	11 304.7
6.1. . Medium-term	5 948.5
5-year	5 948.5
6.2. Long-term	5 356.2
10-year	5 356.2
7. Government securities issued in 2008	5 639.2
7.1. . Medium-term	1 816.8
5-year	1 816.8
7.2. Long-term	3 822.4
10-year	3 822.4
8. Government securities issued in 2009	9 157.0
8.1. . Medium-term	5 226.9
5-year	5 226.9
8.2. Long-term	3 930.2
10-year	3 930.2
9. Government securities issued in 2010	13 589.1
9.1. . Medium-term	2 747.9
2 years and 6 month	2 987.9
3 years and 6 month	- 240.0
9.2. Long-term	10 841.1
7-year	2 949.0
10 years and 6 month	7 892.1
TOTAL (I)	63 575.8

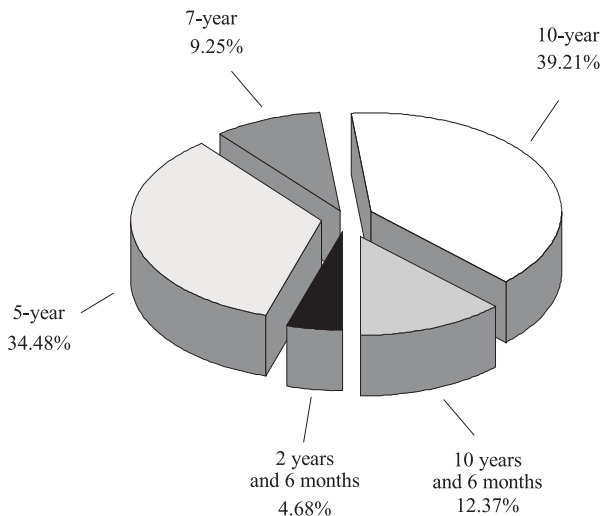
(continued)

(continued)

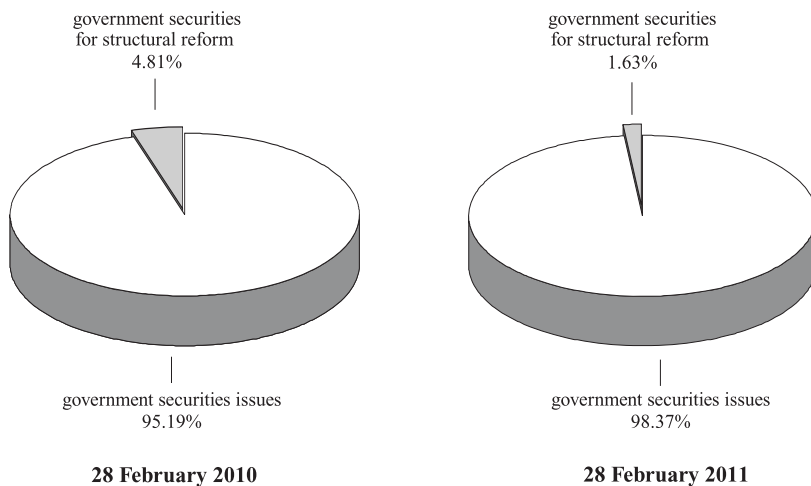
(BGN'000)

Debt structure	Amount of repaid interest (discount)
II. DEBT ON GOVERNMENT SECURITIES ISSUED FOR STRUCTURAL REFORM	
A. Debt on government securities issued to settle non-performing loans of state-owned companies to banks	
1. Bonds issued pursuant to CM Decree No. 244 of 1991	1.5
2. Bonds issued pursuant to CM Decree No. 234 of 1992	0.8
3. Bonds issued pursuant to Articles 4 and 5 of ZUNK of 1993	1 049.5
lev bonds	0.0
USD-denominated bonds (in BGN at the current exchange rate)	333.5
EUR-denominated bonds (in BGN at the fixed exchange rate)	716.1
4. Bonds issued pursuant to CM Decree No. 3 of 1994	0.0
Total (A)	1 051.9
TOTAL (II)	1 051.9
EXPENDITURE ON DOMESTIC GOVERNMENT DEBT, TOTAL	64 627.6

Structure of Expenditure on Government Securities Issues as of 28 February



Structure of Expenditure on Domestic Government Debt



By end-February external government debt totalled EUR 3336.4 million in nominal terms.

External financing since the beginning of 2011 amounted to BGN 20,738.2 thousand. Over the same period payments on the debt totalled BGN 201,519.9 thousand, including principal payments of BGN 14,028.1 thousand and interest payments of BGN 187,491.8 thousand. In February payments on government investment loans totalled BGN 9492.9 thousand. Interest was paid mainly on bonds (BGN 185,714.7 thousand) and on government investment loans (BGN 1620.5 thousand).

In February slight changes occurred in the debt currency structure as a result of utilized amounts and effected payments. Debt denominated in US dollars and in other currencies posted a decrease on the previous month to 24.7 per cent and 4.3 per cent respectively. The share of euro-denominated debt increased to 71.2 per cent by end-February. The interest rate structure also changed. Debt with floating interest rates reached 28.7 per cent and that with fixed interest rates 71.3 per cent. The average-weighted residual term to maturity of the external debt was seven years and ten months.

In the structure of the external debt by type of creditor, global bonds occupied the largest share at 48.1 per cent, followed by government investment loans at 24.4 per cent and loans from the World Bank at 22.7 per cent. Obligations to the Paris Club, the European Union and government loans came to 3.0 per cent, 1.6 per cent and 0.2 per cent respectively.

External Government Debt

(million EUR)

Structure	as of 31.XII. 2010	as of 31.I. 2011	as of 28.II. 2011
I. Bonds	1 636.5	1 611.9	1 603.7
1. EUR-denominated Bulgarian global bonds maturing in 2013	818.5	818.5	818.5
2. USD-denominated Bulgarian global bonds maturing in 2015	818.0	793.4	785.3
II. Loans	1 737.0	1 733.8	1 732.7
1. Paris Club	100.7	100.7	100.7
2. World Bank	758.7	757.6	757.4
2.1. World Bank	730.3	730.3	730.3
2.2. JBIC (JEXIM)	28.4	27.3	27.2
3. European Union	52.4	52.4	52.4
3.1. European Investment Bank	52.4	52.4	52.4
4. Government investment loans	815.7	813.6	814.9
4.1. World Bank	210.6	213.2	218.1
4.2. European Investment Bank	440.2	440.3	438.7
4.3. Other	164.8	160.2	158.0
5. Called government guarantees	9.5	9.4	7.2
5.1. World Bank	9.5	9.4	7.2
EXTERNAL GOVERNMENT DEBT	3 373.5	3 345.7	3 336.4

Notes: 1. Debt reported at nominal value.

2. Debt is recalculated in euro based on end-of-period BNB central exchange rates of the relevant currencies against the Bulgarian lev.

3. Preliminary data for the last month.

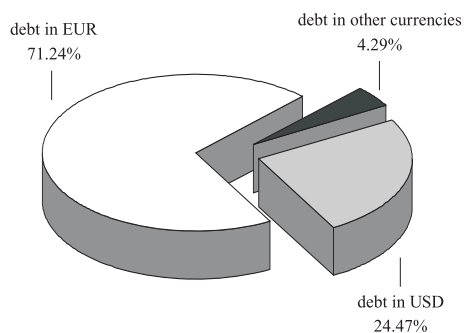
New External Financing and External Government Debt Payments as of 28 February

(BGN'000)

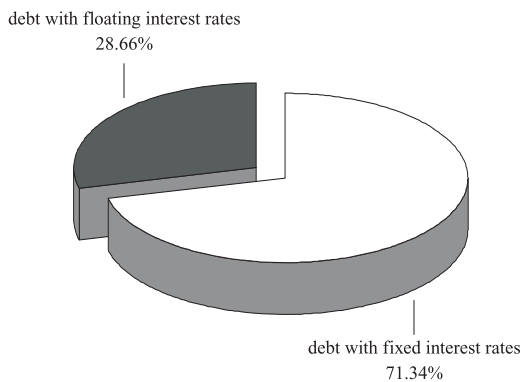
Structure	Received loans (tranches)	Payments, incl.	
		installments	interest
External government debt	20 738.2	14 028.1	187 491.8
I. Bonds	-	-	185 714.7
1. EUR-denominated Bulgarian global bonds maturing in 2013	-	-	120 058.4
2. USD-denominated Bulgarian global bonds maturing in 2015	-	-	65 656.3
II. Loans	20 738.2	14 028.1	1 777.2
1. Paris Club	-	-	-
2. World Bank	-	-	-
2.1. World Bank	-	-	-
2.2. JBIC (JEXIM)	-	-	-
3. European Union	-	-	-
3.1. European Investment Bank	-	-	-
4. Other	-	-	-
5. Government investment loans	20 738.2	9 492.9	1 620.5
5.1. World Bank	14 870.7	-	-
5.2. European Investment Bank	5 867.5	6 681.3	1 171.8
5.3. EBRD	-	-	-
5.4. Other	-	2 811.6	448.7
6. Called government guarantees	-	4 535.2	156.6
6.1. World Bank	-	4 535.2	156.6
6.2. European Investment Bank	-	-	-
6.3. EBRD	-	-	-
6.4. Other	-	-	-

Notes: 1. The lev equivalent of the new external financing received and payments effected is calculated on the basis of BNB central exchange rates of the respective foreign currencies against the Bulgarian lev valid until 4.00 p.m. on the day of corresponding payment.
2. Preliminary data.

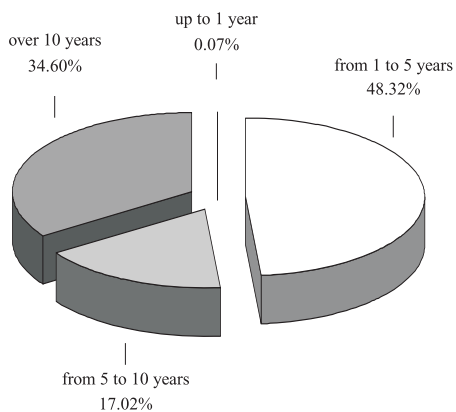
Currency Composition of the External Government Debt as of 28 February



Interest Rate Structure of the External Government Debt as of 28 February

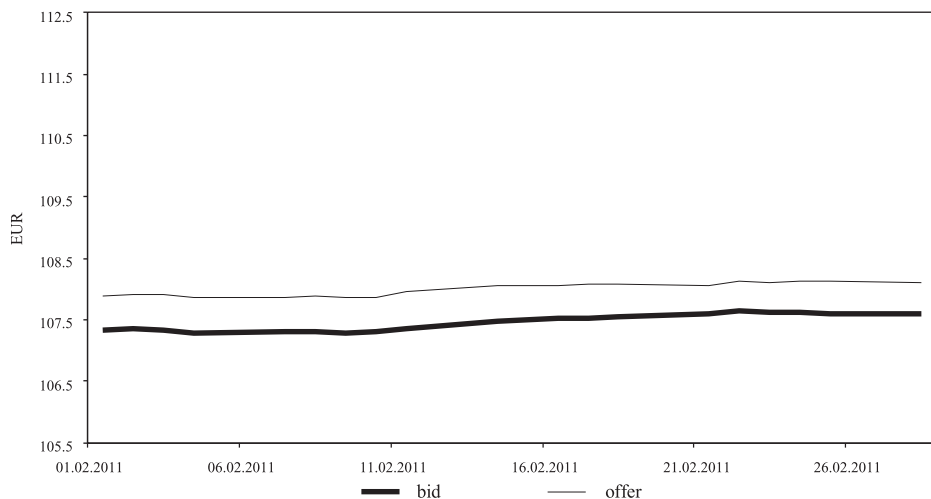


Residual Maturity of the External Government Debt as of 28 February



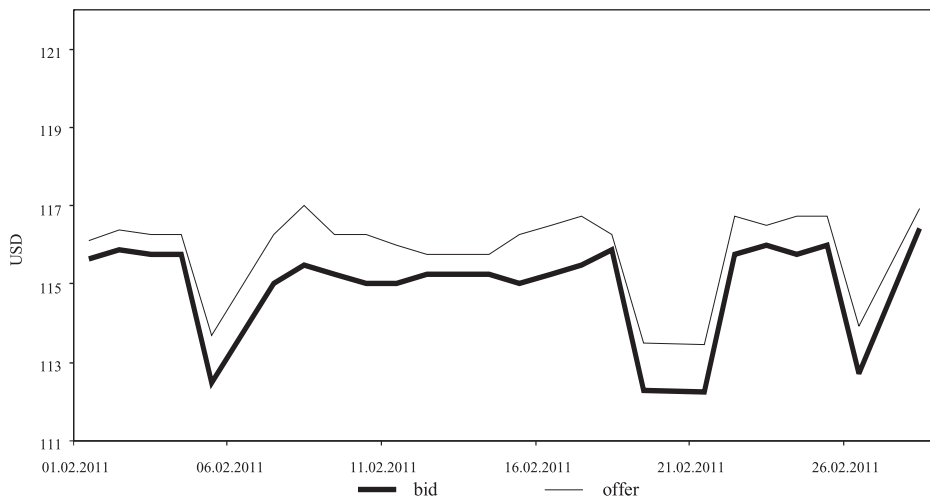
Note: The average-weighted residual maturity of the external government debt is 7 years and 10 months.

Bid and Offer Quotations of EUR-denominated Bulgarian Global Bonds with a Fixed Interest Rate of 7.50 Per Cent Maturing in 2013



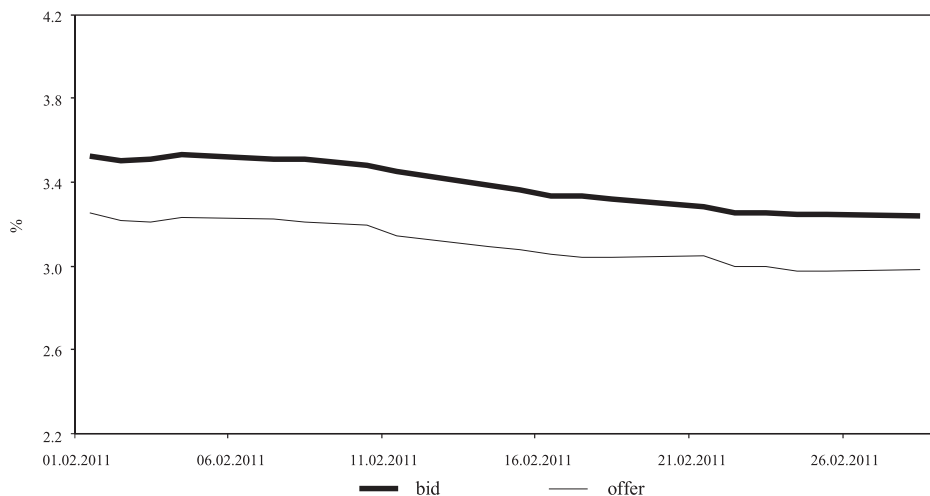
Source: Bloomberg.

Bid and Offer Quotations of USD-denominated Bulgarian Global Bonds with a Fixed Interest Rate of 8.25 Per Cent Maturing in 2015



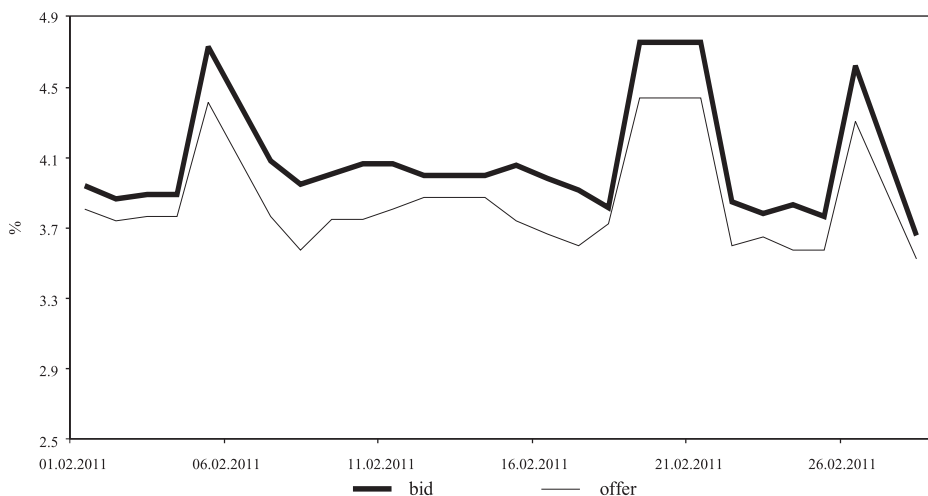
Source: Bloomberg.

Yield Based on Bid and Offer Quotations of EUR-denominated Bulgarian Global Bonds with a Fixed Interest Rate of 7.50 Per Cent Maturing in 2013



Source: Bloomberg.

Yield Based on Bid and Offer Quotations of USD-denominated Bulgarian Global Bonds with a Fixed Interest Rate of 8.25 Per Cent Maturing in 2015



Source: Bloomberg.

By end-February 2011 government debt totalled EUR 5236.5 million in nominal terms, including domestic debt of EUR 1900.1 million and external debt of EUR 3336.4 million. In nominal terms, government debt posted a decrease of some EUR 23.8 million on the end of the previous month. This was mainly due to repayments over the review month and to a lesser extent to valuation adjustments.

By end-February the government debt to GDP ratio came to 13.6 per cent (Chart 24); up 0.1 percentage points on the previous month. The ratios of domestic and external government debts accounted for 4.9 per cent and 8.7 per cent respectively.

Domestic government debt occupied 36.3 per cent and external government debt 63.7 per cent in the debt structure (Chart 25).

By end-February debt denominated in US dollars reached 16.7 per cent, in euro 55.9 per cent, in levs 24.7 per cent and in other currencies 2.7 per cent (Chart 26).

In the structure of the debt by type of creditor, domestic debt (government securities) occupied the largest share at 36.3 per cent, followed by global bonds at 30.6 per cent, government investment loans at 15.6 per cent and obligations to the World Bank at 14.5 per cent (Chart 27).

By end-February the debt interest rate structure also experienced changes: the share of debt with fixed interest rates reached 79.3 per cent and that of debt with floating interest rates comprised 20.7 per cent (Chart 28).

Government debt payments in February amounted to BGN 110.3 million (Chart 29). Since early 2011 payments in levs dominated the currency structure of debt payments (BGN 393.2 million), followed by payments in euro (recalculated in levs: BGN 131.2 million). Debt payments in US dollars totalled BGN 70.3 million (Chart 30).

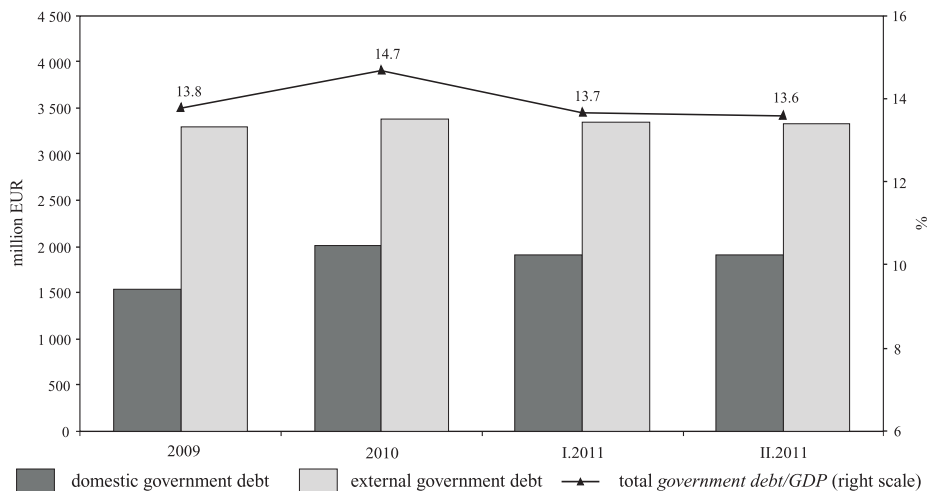
Government Debt Amount

(million EUR)

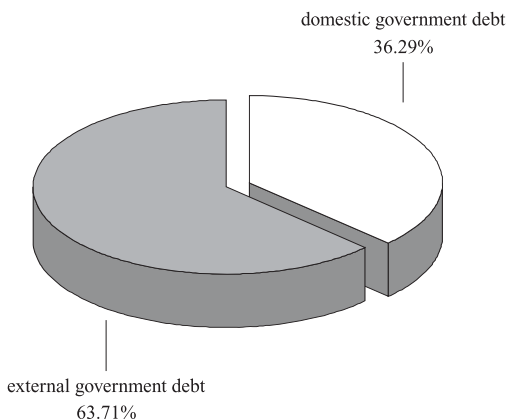
Structure	as of 31.XII. 2010	as of 31.I. 2011	as of 28.II. 2011
Domestic government debt	2 011.5	1 914.6	1 900.1
I. Debt on government securities issues	1 867.5	1 788.2	1 774.3
II. Government securities issued for structural reform	144.0	126.4	125.8
External government debt	3 373.5	3 345.7	3 336.4
I. Bonds	1 636.5	1 611.9	1 603.7
1. EUR-denominated Bulgarian global bonds maturing in 2013	818.5	818.5	818.5
2. USD-denominated Bulgarian global bonds maturing in 2015	818.0	793.4	785.3
II. Government loans	1 737.0	1 733.8	1 732.7
1. Paris Club	100.7	100.7	100.7
2. World Bank	758.7	757.6	757.4
2. 1. World Bank	730.3	730.3	730.3
2. 2. JBIC (JEXIM)	28.4	27.3	27.2
3. European Union	52.4	52.4	52.4
3.1. European Investment Bank	52.4	52.4	52.4
4. Government investment loans	815.7	813.6	814.9
5. Called government guarantees	9.5	9.4	7.2
Debt, total	5 385.0	5 260.3	5 236.5
Debt/GDP (%)	14.9	13.7	13.6
Domestic government debt/GDP (%)	5.6	5.0	4.9
External government debt/GDP (%)	9.4	8.7	8.7

- Notes:**
1. Debt at nominal value.
 2. Revised GDP data for 2010: BGN 70,474 million. GDP projection for 2011: BGN 75,297 million.
 3. Debt is recalculated in euro based on end-of-period BNB central exchange rates of the relevant currencies against the Bulgarian lev.
 4. Preliminary data for the last month.


Dynamics of Domestic and External Government Debt



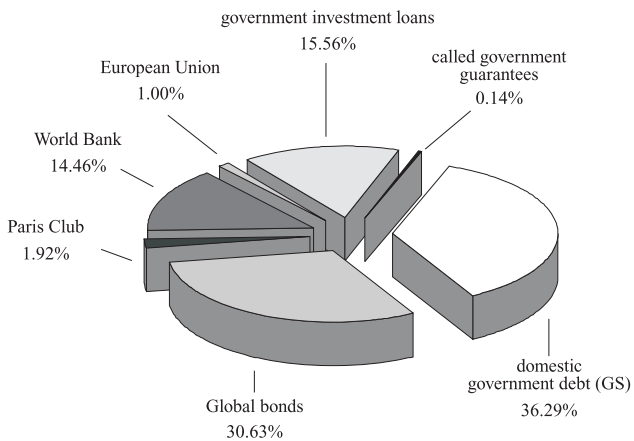
Government Debt Structure as of 28 February



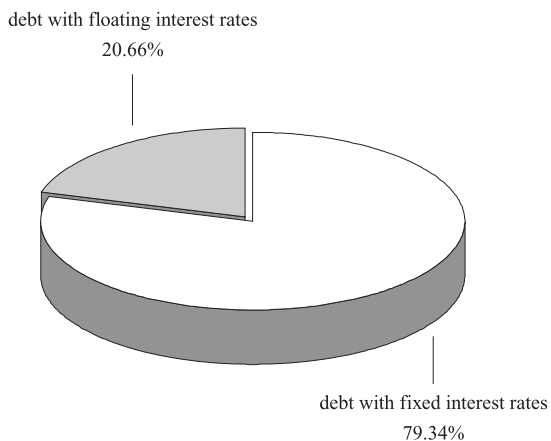
Government Debt Currency Structure as of 28 February



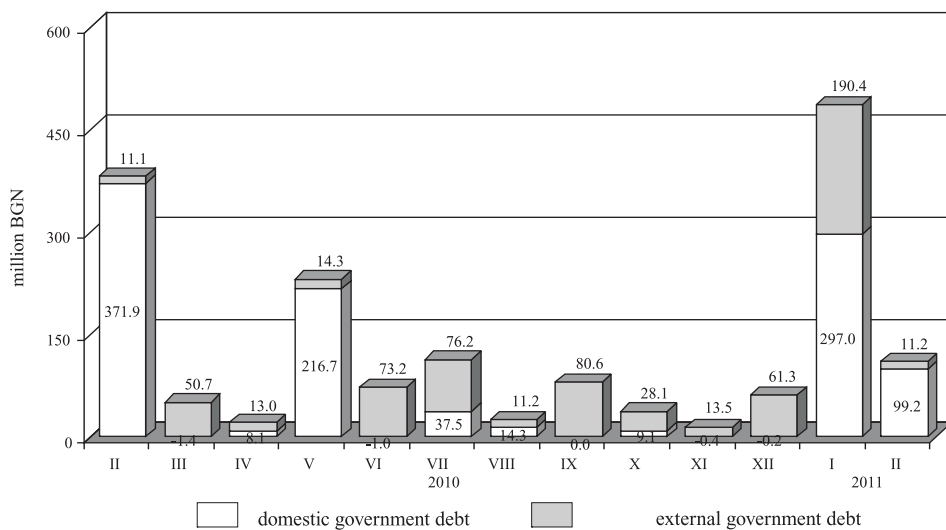
Government Debt Structure by Creditor as of 28 February



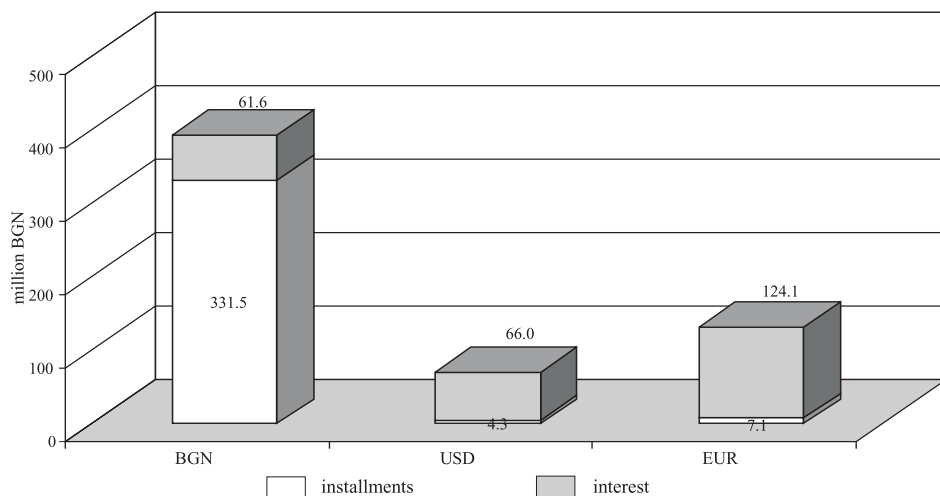
Government Debt Interest Rate Structure as of 28 February



Government Debt Payments



Government Debt Payments by Type of Currency as of 28 February



Government Securities Issued in Domestic Market and Held by Non-residents

(BGN'000)

Government securities type	as of 31.XII. 2010	as of 31.I. 2011
Government securities issues	30 679.3	55 268.8
– in BGN	12 609.4	36 197.5
– in EUR	18 069.9	19 071.3
Government securities issued for structural reform	1 006.8	894.3
– in EUR	989.8	879.7
– in USD	17.0	14.6
Total	31 686.1	56 163.1

Government Securities Issued in International Markets and Held by Residents

(million EUR)

Government securities type	as of 31.XII. 2010	as of 31.I. 2011*
Eurobonds		
Global bonds	656.7	677.4
– in EUR	418.2	425.0
– in USD	238.4	252.4
Total	656.7	677.4

* Preliminary data.

By end-February 2011 government guaranteed debt totalled EUR 617.3 million in nominal terms, posting a decrease of some EUR 3.1 million compared with the value reported at the end of the previous month. The decrease was mainly due to valuation adjustments.

The *government guaranteed debt* to GDP ratio retained its previous month's level of 1.6 per cent.

Amounts utilized since early 2011 came to BGN 4076.7 thousand, while payments on the debt totalled BGN 9433.2 thousand, including principal payments of BGN 8220.6 thousand and interest payments of BGN 1212.5 thousand.

Over the review month the currency structure of government guaranteed debt experienced certain changes due to conducted operations. By end-February the share of euro-denominated debt reached 42.5 per cent, that in other currencies was 53.2 per cent, and in US dollars – 4.2 per cent (Chart 31).

In February government guaranteed debt interest rate structure also experienced changes: debt with fixed interest rates reached 60.4 per cent and debt with floating interest rates comprised 39.6 per cent (Chart 32).

In the structure of government guaranteed debt by sector, *energy* occupied the largest share (68.0 per cent), followed by *transport* (22.9 per cent) and *other industries* (9.4 per cent), (Chart 33).

Government Guaranteed Debt

(million EUR)

Structure	as of 31.XII. 2010	as of 31.I. 2011	as of 28.II. 2011
Government guaranteed debt	635.6	620.5	617.3
I. Domestic government guaranteed debt	-	-	-
II. External government guaranteed debt	635.6	620.5	617.3
1. World Bank	52.0	51.4	51.2
2. European Investment Bank	2.8	2.9	2.9
3. EBRD	23.8	23.8	23.3
4. Other	557.0	542.4	539.9
Government guaranteed debt/GDP (%)	1.8	1.6	1.6


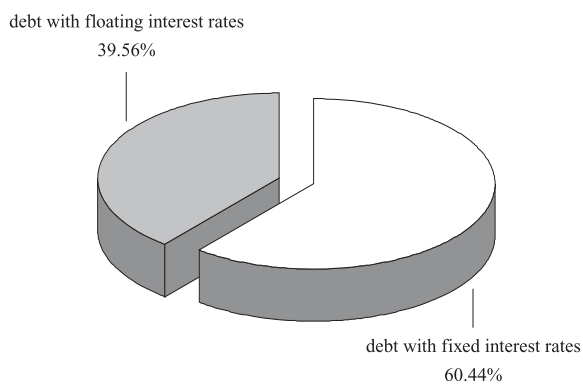
- Notes:**
1. Debt at nominal value.
 2. Debt is recalculated in euro based on end-of-period BNB central exchange rates of the relevant currencies against the Bulgarian lev.
 3. Preliminary data for the last month.

New External Financing and Government Guaranteed Debt Payments as of 28 February

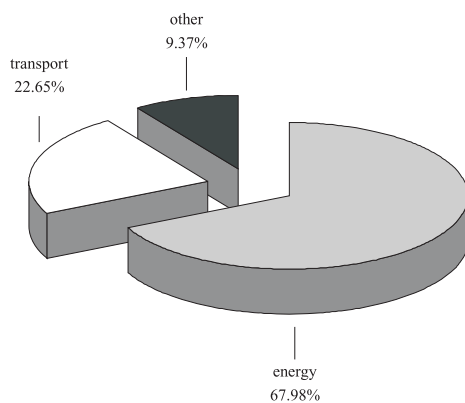
(BGN'000)

Structure	Received loans (tranches)	Payments, incl.	
		installments	interest
I. Domestic government guaranteed debt	-	-	-
II. External government guaranteed debt	4 076.7	8 220.6	1 212.5
1. World Bank	-	-	-
2. European Investment Bank	-	-	-
3. EBRD	-	886.3	117.4
4. Other	4 076.7	7 334.4	1 095.1
Government guaranteed debt	4 076.7	8 220.6	1 212.5

- Notes:**
1. The lev equivalent of new financing and effected payments is calculated on the basis of BNB central exchange rates of the respective foreign currencies against the Bulgarian lev valid until 4.00 p.m. on the day of corresponding payment.
 2. Preliminary data.

Government Guaranteed Debt Currency Structure as of 28 February**Government Guaranteed Debt Interest Rate Structure as of 28 February**

Government Guaranteed Debt by Sector as of 28 February



Municipal Debt and Municipal Guarantees Amount

(BGN)

Structure	2010 as of 31.XII.	2011 as of 31.I.
I. Domestic municipal debt and municipal guarantees (I+2)	352 792 191.00	343 087 193.00
<i>I. Municipal debt (1.1+1.2+1.3+1.4+1.5+1.6+1.7)</i>	<i>352 293 071.00</i>	<i>342 606 252.00</i>
1.1. Government securities issues (at nominal value as of corresponding period)	78 493 434.00	78 297 851.00
1.2. Debt under municipal land contracts	261 007 332.00	251 640 050.00
1.3. Debt of municipal enterprises under Article 52 of the Law on Municipal Property	-	-
1.4. Callable municipal guarantees	-	-
1.5. Non-interest bearing loans, extended under Article 43, paragraph 1 of the Law on the Structure of the State Budget for financing temporary municipal budget deficit	-	-
1.6. Central budget non-interest bearing loans, extended for financing expenditure till its recovery under programmes co-financed by the EU	7 186 971.00	7 186 971.00
1.7. Obligations under commercial loan and	2 443 174.00	2 420 947.00
1.8. Financial leasing contracts of over two years	3 162 160.00	3 060 433.00
<i>2. Municipal guarantees</i>	<i>499 120.00</i>	<i>480 941.00</i>
II. External municipal debt and municipal guarantees (I+2)	466 482 686.00	457 525 907.00
<i>I. Municipal debt (1.1+1.2+1.3) in original currency</i>	<i>466 482 686.00</i>	<i>457 525 907.00</i>
1.1. Government securities issues (at nominal value as of corresponding period) in original currency	-	-
1.2. Debt under municipal loan contracts (lev equivalent)	466 482 686.00	457 525 907.00
in USD	1 990 000.00	1 990 000.00
in JPY	12 815 700 985.00	12 821 214 027.00
in EUR	118 609 422.00	118 499 404.00
1.3. Callable municipal guarantees (in original currency)	-	-
<i>2. Municipal guarantees (lev equivalence)</i>	<i>-</i>	<i>-</i>
III. Municipal debt and municipal guarantees, total (I+II)	819 274 877.00	800 613 100.00

Notes: 1. The table has been structured under Article 3 of the Law on Municipal Debt.

2. The loan extended by the Council of Europe Development Bank (CEB) to the Republic of Bulgaria under the *Building and Rehabilitation of Houses for Rom Families* project (utilized by the Sofia Municipality) represents external municipal debt and is reported under *II. External municipal debt and municipal guarantees, 1.2. Debt under municipal land contracts*. This loan has been guaranteed by the government and is reported in the *Government Guaranteed Debt* table, *II. External government guaranteed debt*.

3. The loan extended by the Japan Bank for International Cooperation (JBIC) to the Sofia Municipality under the Loan Agreement is an external municipal debt and is reported under *II. External municipal debt and municipal guarantees, 1.2. Debt under municipal loan contracts*. Pursuant to the Guarantee Agreement concluded between the Government of Bulgaria and the Government of Japan under the Loan Agreement, this loan is guaranteed by the Bulgarian Government and is reported in the *Government Guaranteed Debt* table, *II. External government guaranteed debt*.

4. Debt recalculation in levs is based on the BNB central exchange rates of the relevant currencies against the Bulgarian lev as of the end of each period.

Social Security Funds Debt

(BGN'000)

Structure	2010 as of 31.XII.	2011 as of 31.I.
Domestic debt	19 271.9	19 246.2
I. National Insurance Institute	19 271.9	19 246.2
1. Other*	19 271.9	19 246.2
2. Loans from the republican budget	-	-
II. National Health Insurance Fund	-	-
III. Teachers' Pension Fund	-	-
External debt	-	-

Note: Debt recalculation is based on the BNB central exchange rates of the relevant currencies against the Bulgarian lev as of the end of each period.

* This loan was extended by the Ministry of Finance to the National Insurance Institute under a subloan agreement concluded on the basis of the loan agreement between the Republic of Bulgaria and the International Bank for Reconstruction and Development (the World Bank) under the *Social Insurance Administration* project.

(million EUR)

Structure	2010 as of 31.XII.	2011 as of 31.I.
I. Consolidated government debt	5 803.6	5 669.4
1. Central government debt	5 385.0	5 260.3
2. Social security funds debt	0.0	0.0
3. Municipal debt	418.6	409.1
Consolidated government debt/GDP (%)	16.1	14.7

- Notes:**
- Government debt securities are reported at nominal value.
 - Revised GDP data for 2010: BGN 70,474 million. GDP projection for 2011: BGN 75,297.0 million.
 - Debt recalculation in euro is based on the BNB central exchange rates of the relevant currencies against the Bulgarian lev as of the end of each period.
 - The loan extended by the Ministry of Finance to the National Insurance Institute under a subloan agreement concluded on the basis of the loan agreement between the Republic of Bulgaria and the International Bank for Reconstruction and Development (the World Bank) under the *Social Insurance Administration* project is excluded from 2. *Social security funds debt* and is reported under 1. *Central government debt*.
 - The loan extended by the Japan Bank for International Cooperation (JBIC) to Bulgaria under the Sofia underground construction project launched by the Sofia Municipality represents an external municipal debt and is reported under 2. *External municipal debt and municipal and guarantees, 1.2. Debt under municipal loan contracts*. This loan is guaranteed by the Bulgarian Government and is reported in the *Government Guaranteed Debt* table, II. *External government guaranteed debt*.

APPENDICES

Treasury Bills in Circulation

3-month government securities

Issue No.	BG3010111006	
	First opening	Total for the issue
Auction date	07.02.2011	
Issue date	09.02.2011	09.02.2011
Maturity date	09.05.2011	09.05.2011
Nominal value of the offer (BGN'000)	15 000.00	15 000.00
Total nominal value of the bids received (BGN'000)	43 500.00	43 500.00
Total nominal value of the bids approved (BGN'000)	15 000.00	15 000.00
Average price of the bids approved per BGN 100	99.79	99.79
Interest rate	0.00	0.00
Bid-to-cover ratio	2.90	2.90
Average annual yield (%)	0.85	0.85

6-month government securities

Issue No.	BG3010011008	
	First opening	Total for the issue
Auction date	10.01.2011	
Issue date	12.01.2011	12.01.2011
Maturity date	12.07.2011	12.07.2011
Nominal value of the offer (BGN'000)	25 000.00	25 000.00
Total nominal value of the bids received (BGN'000)	84 050.00	84 050.00
Total nominal value of the bids approved (BGN'000)	25 000.00	25 000.00
Average price of the bids approved per BGN 100	99.31	99.31
Interest rate	0.00	0.00
Bid-to-cover ratio	3.36	3.36
Average annual yield (%)	1.41	1.41

1-year government securities

Issue No.	BG3010010000		BG3010110008	
	First opening	Total for the issue	First opening	Total for the issue
Auction date	13.09.2010		06.12.2010	
Issue date	15.09.2010	15.09.2010	08.12.2010	08.12.2010
Maturity date	15.09.2011	15.09.2011	08.12.2011	08.12.2011
Nominal value of the offer (BGN'000)	35 000.00	35 000.00	35 000.00	35 000.00
Total nominal value of the bids received (BGN'000)	132 860.00	132 860.00	155 950.00	155 950.00
Total nominal value of the bids approved (BGN'000)	115 810.00	115 810.00	35 000.00	35 000.00
Average price of the bids approved per BGN 100	97.24	97.24	97.67	97.67
Interest rate	0.00	0.00	0.00	0.00
Bid-to-cover ratio	3.80	3.80	4.46	4.46
Average annual yield (%)	2.84	2.84	2.39	2.39

Treasury Bonds in Circulation

2 years and 6 months government securities

Issue No.	BG2030010115*					Total for the issue
	First opening	Second opening	Third opening	Fourth opening	Fifth opening	
Auction date	01.02.2010	12.04.2010	02.08.2010	11.10.2010	13.12.2010	
Issue date	03.02.2010	03.02.2010	03.02.2010	03.02.2010	03.02.2010	03.02.2010
Maturity date	03.08.2012	03.08.2012	03.08.2012	03.08.2012	03.08.2012	03.08.2012
Nominal value of the offer (EUR'000)	25 000.00	35 000.00	15 000.00	15 000.00	15 000.00	105 000.00
Total nominal value of the bids received (EUR'000)	70 975.00	64 000.00	70 125.00	87 100.00	58 900.00	351 100.00
Total nominal value of the bids approved (EUR'000)	25 000.00	35 000.00	61 525.00	15 000.00	15 000.00	151 525.00
Average price of the bids approved per EUR 100	96.69	97.04	97.84	97.98	98.81	97.58
Interest rate	2.00	2.00	2.00	2.00	2.00	2.00
Bid-to-cover ratio	2.84	1.83	4.68	5.81	3.93	3.82
Average annual yield (%)	3.43	3.38	3.15	3.19	2.77	3.22

3 years and 6 months government securities

Issue No.	BG2030110113		Total for the issue
	First opening	Second opening	
Auction date	20.12.2010	21.02.2011	
Issue date	22.12.2010	22.12.2010	22.12.2010
Maturity date	22.06.2014	22.06.2014	22.06.2014
Nominal value of the offer (BGN'000)	30 000.00	40 000.00	70 000.00
Total nominal value of the bids received (BGN'000)	90 350.00	98 450.00	188 800.00
Total nominal value of the bids approved (BGN'000)	30 000.00	40 000.00	70 000.00
Average price of the bids approved per BGN 100	99.31	99.53	99.44
Interest rate	3.45	3.45	3.45
Bid-to-cover ratio	3.01	2.46	2.74
Average annual yield (%)	3.69	3.69	3.69

5-year government securities

Issue No.	BG2030007111				
	First opening	Second opening	Third opening	Fourth opening	Fifth opening
Auction date	22.01.2007	05.03.2007	21.05.2007	23.07.2007	24.09.2007
Issue date	24.01.2007	24.01.2007	24.01.2007	24.01.2007	24.01.2007
Maturity date	24.01.2012	24.01.2012	24.01.2012	24.01.2012	24.01.2012
Nominal value of the offer (BGN'000)	35 000.00	30 000.00	25 000.00	35 000.00	25 000.00
Total nominal value of the bids received (BGN'000)	101 600.00	94 000.00	88 950.00	92 402.20	72 650.00
Total nominal value of the bids approved (BGN'000)	35 000.00	30 000.00	25 000.00	35 000.00	25 000.00
Average price of the bids approved per BGN 100	99.22	99.71	98.29	97.55	97.96
Interest rate	4.00	4.00	4.00	4.00	4.00
Bid-to-cover ratio	2.90	3.13	3.56	2.64	2.91
Average annual yield (%)	4.22	4.11	4.46	4.66	4.57

(continued)

Issue No.	BG2030007111 (continued)					Total for the issue
	Sixth opening	Seventh opening	Eighth opening	Ninth opening	Tenth opening	
Auction date	26.11.2007	11.05.2009	13.07.2009	23.11.2009	07.12.2009	
Issue date	24.01.2007	24.01.2007	24.01.2007	24.01.2007	24.01.2007	24.01.2007
Maturity date	24.01.2012	24.01.2012	24.01.2012	24.01.2012	24.01.2012	24.01.2012
Nominal value of the offer (BGN'000)	30 000.00	35 000.00	30 000.00	20 000.00	30 000.00	295 000.00
Total nominal value of the bids received (BGN'000)	43 350.00	38 475.00	43 300.00	49 750.00	90 550.00	715 027.20
Total nominal value of the bids approved (BGN'000)	30 000.00	35 000.00	30 000.00	20 000.00	30 000.00	295 000.00
Average price of the bids approved per BGN 100	96.97	95.90	95.06	99.75	99.89	97.94
Interest rate	4.00	4.00	4.00	4.00	4.00	4.00
Bid-to-cover ratio	1.45	1.10	1.44	2.49	3.02	2.46
Average annual yield (%)	4.87	5.74	6.23	4.17	4.10	4.75

5-year government securities

Issue No.	BG2030008119				BG2030009117		
	First opening	Second opening	Third opening	Total for the issue	First opening	Second opening	Third opening
Auction date	18.02.2008	16.06.2008	20.10.2008		16.02.2009	22.06.2009	28.10.2009
Issue date	20.02.2008	20.02.2008	20.02.2008	20.02.2008	18.02.2009	18.02.2009	18.02.2009
Maturity date	20.02.2013	20.02.2013	20.02.2013	20.02.2013	18.02.2014	18.02.2014	18.02.2014
Nominal value of the offer (BGN'000)	30 000.00	35 000.00	19 800.00	84 800.00	30 000.00	30 000.00	30 000.00
Total nominal value of the bids received (BGN'000)	84 775.00	91 229.00	80 275.00	256 279.00	78 975.00	18 875.00	81 900.00
Total nominal value of the bids approved (BGN'000)	30 000.00	35 000.00	19 800.00	84 800.00	30 000.00	13 000.00	30 000.00
Average price of the bids approved per BGN 100	98.09	94.88	90.73	95.05	92.36	90.92	97.75
Interest rate	4.25	4.25	4.25	4.25	4.45	4.45	4.45
Bid-to-cover ratio	2.83	2.61	4.05	3.16	2.63	0.63	2.73
Average annual yield (%)	4.74	5.59	6.88	5.59	6.35	6.87	5.10

(continued)

Issue No.	BG2030009117 (continued)					
	Fourth opening	Fifth opening	Sixth opening	Seventh opening	Eighth opening	Total for the issue
Auction date	14.12.2009	25.01.2010	15.03.2010	24.03.2010	12.05.2010	
Issue date	18.02.2009	18.02.2009	18.02.2009	18.02.2009	18.02.2009	18.02.2009
Maturity date	18.02.2014	18.02.2014	18.02.2014	18.02.2014	18.02.2014	18.02.2014
Nominal value of the offer (BGN'000)	30 000.00	35 000.00	35 000.00	30 000.00	30 000.00	250 000.00
Total nominal value of the bids received (BGN'000)	54 050.00	70 700.00	78 375.00	57 850.00	50 150.00	490 875.00
Total nominal value of the bids approved (BGN'000)	30 000.00	35 000.00	35 000.00	30 000.00	30 000.00	250 000.00
Average price of the bids approved per BGN 100	98.52	99.22	101.49	101.05	98.73	98.11
Interest rate	4.45	4.45	4.45	4.45	4.45	4.45
Bid-to-cover ratio	1.80	2.02	2.24	1.93	1.67	1.96
Average annual yield (%)	4.90	4.72	4.07	4.20	4.88	4.98

7-year government securities

Issue No.	BG2040104213				Total for the issue
	First opening	Second opening	Third opening	Fourth opening	
Auction date	09.02.2004	03.05.2004	01.11.2004	07.12.2004	
Issue date	11.02.2004	11.02.2004	11.02.2004	11.02.2004	11.02.2004
Maturity date	11.02.2011	11.02.2011	11.02.2011	11.02.2011	11.02.2011
Nominal value of the offer (BGN'000)	20 000.00	20 000.00	20 000.00	20 000.00	80 000.00
Total nominal value of the bids received (BGN'000)	76 850.00	39 060.00	90 400.00	97 000.00	303 310.00
Total nominal value of the bids approved (BGN'000)	20 000.00	20 000.00	20 000.00	20 000.00	80 000.00
Average price of the bids approved per BGN 100	98.42	96.77	99.61	101.69	99.12
Interest rate	4.75	4.75	4.75	4.75	4.75
Bid-to-cover ratio	3.84	1.95	4.52	4.85	3.79
Average annual yield (%)	5.02	5.31	4.82	4.48	4.91

7-year government securities

Issue No.	BG2040110210				Total for the issue
	First opening	Second opening	Third opening	Fourth opening	
Auction date	15.02.2010	19.04.2010	03.05.2010	25.10.2010	
Issue date	17.02.2010	17.02.2010	17.02.2010	17.02.2010	17.02.2010
Maturity date	17.02.2017	17.02.2017	17.02.2017	17.02.2017	17.02.2017
Nominal value of the offer (BGN'000)	35 000.00	30 000.00	35 000.00	30 000.00	130 000.00
Total nominal value of the bids received (BGN'000)	118 600.00	47 047.25	46 950.00	134 130.00	346 727.25
Total nominal value of the bids approved (BGN'000)	35 000.00	30 000.00	35 000.00	30 000.00	130 000.00
Average price of the bids approved per BGN 100	95.64	93.96	91.78	95.77	94.24
Interest rate	4.50	4.50	4.50	4.50	4.50
Bid-to-cover ratio	3.39	1.57	1.34	4.47	2.69
Average annual yield (%)	5.33	5.66	6.09	5.38	5.62

10-year government securities

Issue No.	BG2040202215				Total for the issue
	First opening	Second opening	Third opening	Fourth opening	
Auction date	15.04.2002	22.04.2002	17.06.2002	22.07.2002	
Issue date	17.04.2002	17.04.2002	17.04.2002	17.04.2002	17.04.2002
Maturity date	17.04.2012	17.04.2012	17.04.2012	17.04.2012	17.04.2012
Nominal value of the offer (BGN'000)	15 000.00	25 000.00	25 000.00	25 000.00	90 000.00
Total nominal value of the bids received (BGN'000)	72 080.00	59 589.60	42 338.50	28 859.30	202 867.40
Total nominal value of the bids approved (BGN'000)	15 000.00	25 000.00	25 000.00	19 920.00	84 920.00
Average price of the bids approved per BGN 100	98.14	96.77	95.92	93.76	96.06
Interest rate	7.50	7.50	7.50	7.50	7.50
Bid-to-cover ratio	4.81	2.38	1.69	1.15	2.51
Average annual yield (%)	7.77	7.97	8.10	8.44	8.08

10-year government securities

Issue No.	BG2040003217			Total for the issue
	First opening	Second opening		
Auction date	06.01.2003	31.03.2003		
Issue date	08.01.2003	08.01.2003		08.01.2003
Maturity date	08.01.2013	08.01.2013		08.01.2013
Nominal value of the offer (BGN'000)	30 000.00	20 000.00		50 000.00
Total nominal value of the bids received (BGN'000)	94 289.80	56 355.00		150 644.80
Total nominal value of the bids approved (BGN'000)	30 000.00	20 000.00		50 000.00
Average price of the bids approved per BGN 100	104.08	105.18		104.52
Interest rate	7.50	7.50		7.50
Bid-to-cover ratio	3.14	2.82		2.98
Average annual yield (%)	6.93	6.78		6.87

10-year government securities

Issue No.	BG2040303211		
	First opening	Second opening	Total for the issue
Auction date	30.06.2003	29.09.2003	
Issue date	02.07.2003	02.07.2003	02.07.2003
Maturity date	02.07.2013	02.07.2013	02.07.2013
Nominal value of the offer (BGN'000)	20 000.00	30 000.00	50 000.00
Total nominal value of the bids received (BGN'000)	69 350.00	78 753.00	148 103.00
Total nominal value of the bids approved (BGN'000)	20 000.00	30 000.00	50 000.00
Average price of the bids approved per BGN 100	98.82	97.71	98.15
Interest rate	5.75	5.75	5.75
Bid-to-cover ratio	3.47	2.63	3.05
Average annual yield (%)	5.91	6.06	6.00

10-year government securities

Issue No.	BG2040004215				Total for the issue
	First opening	Second opening	Third opening	Fourth opening	
Auction date	02.02.2004	13.04.2004	04.10.2004	15.11.2004	
Issue date	04.02.2004	04.02.2004	04.02.2004	04.02.2004	04.02.2004
Maturity date	04.02.2014	04.02.2014	04.02.2014	04.02.2014	04.02.2014
Nominal value of the offer (BGN'000)	20 000.00	20 000.00	20 000.00	20 000.00	80 000.00
Total nominal value of the bids received (BGN'000)	85 300.00	82 680.00	86 010.00	78 128.00	332 118.00
Total nominal value of the bids approved (BGN'000)	20 000.00	20 000.00	20 000.00	20 000.00	80 000.00
Average price of the bids approved per BGN 100	97.85	99.20	99.75	101.47	99.57
Interest rate	5.20	5.20	5.20	5.20	5.20
Bid-to-cover ratio	4.27	4.13	4.30	3.91	4.15
Average annual yield (%)	5.48	5.30	5.23	5.01	5.26

10-year government securities

Issue No.	BG2040005212						Total for the issue
	First opening	Second opening	Third opening	Fourth opening	Fifth opening	Sixth opening	
Auction date	10.01.2005	07.03.2005	06.06.2005	04.07.2005	19.09.2005	03.10.2005	
Issue date	12.01.2005	12.01.2005	12.01.2005	12.01.2005	12.01.2005	12.01.2005	12.01.2005
Maturity date	12.01.2015	12.01.2015	12.01.2015	12.01.2015	12.01.2015	12.01.2015	12.01.2015
Nominal value of the offer (BGN'000)	25 000.00	25 000.00	15 000.00	35 000.00	25 000.00	25 000.00	150 000.00
Total nominal value of the bids received (BGN'000)	130 600.00	102 150.00	86 325.00	158 625.00	79 707.00	80 350.00	637 757.00
Total nominal value of the bids approved (BGN'000)	25 000.00	25 000.00	15 000.00	35 000.00	25 000.00	25 000.00	150 000.00
Average price of the bids approved per BGN 100	100.68	101.09	103.74	105.00	106.40	106.20	103.94
Interest rate	4.25	4.25	4.25	4.25	4.25	4.25	4.25
Bid-to-cover ratio	5.22	4.09	5.76	4.53	3.19	3.21	4.33
Average annual yield (%)	4.21	4.16	3.82	3.66	3.47	3.49	3.79

10-year government securities

Issue No.	BG2040006210					Total for the issue
	First opening	Second opening	Third opening	Fourth opening	Fifth opening	
Auction date	03.01.2006	20.02.2006	25.04.2006	24.07.2006	18.12.2006	
Issue date	04.01.2006	04.01.2006	04.01.2006	04.01.2006	04.01.2006	04.01.2006
Maturity date	04.01.2016	04.01.2016	04.01.2016	04.01.2016	04.01.2016	04.01.2016
Nominal value of the offer (BGN'000)	50 000.00	30 000.00	50 000.00	20 000.00	20 000.00	170 000.00
Total nominal value of the bids received (BGN'000)	96 350.00	107 905.00	97 410.00	67 765.00	87 500.00	456 930.00
Total nominal value of the bids approved (BGN'000)	50 000.00	30 000.00	50 000.00	20 000.00	20 000.00	170 000.00
Average price of the bids approved per BGN 100	98.26	97.61	92.02	91.00	95.36	95.11
Interest rate	3.50	3.50	3.50	3.50	3.50	3.50
Bid-to-cover ratio	1.93	3.60	1.95	3.39	4.38	3.05
Average annual yield (%)	3.74	3.83	4.58	4.74	4.16	4.17

10-year government securities

Issue No.	BG2040007218			
	First opening	Second opening	Third opening	Fourth opening
Auction date	08.01.2007	19.02.2007	12.03.2007	07.05.2007
Issue date	10.01.2007	10.01.2007	10.01.2007	10.01.2007
Maturity date	10.01.2017	10.01.2017	10.01.2017	10.01.2017
Nominal value of the offer (BGN'000)	35 000.00	30 000.00	30 000.00	25 000.00
Total nominal value of the bids received (BGN'000)	133 640.00	120 700.00	98 700.00	93 600.00
Total nominal value of the bids approved (BGN'000)	35 000.00	30 000.00	30 000.00	25 000.00
Average price of the bids approved per BGN 100	99.94	99.72	100.18	99.05
Interest rate	4.25	4.25	4.25	4.25
Bid-to-cover ratio	3.82	4.02	3.29	3.74
Average annual yield (%)	4.31	4.34	4.28	4.43

(continued)

Issue No.	BG2040007218 (continued)				Total for the issue
	Fifth opening	Sixth opening	Seventh opening	Eighth opening	
Auction date	09.07.2007	17.09.2007	12.11.2007	03.12.2007	
Issue date	10.01.2007	10.01.2007	10.01.2007	10.01.2007	10.01.2007
Maturity date	10.01.2017	10.01.2017	10.01.2017	10.01.2017	10.01.2017
Nominal value of the offer (BGN'000)	35 000.00	35 000.00	30 000.00	30 000.00	250 000.00
Total nominal value of the bids received (BGN'000)	87 600.00	69 050.00	53 700.00	59 050.00	716 040.00
Total nominal value of the bids approved (BGN'000)	35 000.00	35 000.00	30 000.00	30 000.00	250 000.00
Average price of the bids approved per BGN 100	95.95	98.27	96.22	93.24	97.81
Interest rate	4.25	4.25	4.25	4.25	4.25
Bid-to-cover ratio	2.50	1.97	1.79	1.97	2.89
Average annual yield (%)	4.85	4.54	4.83	5.27	4.61

10-year government securities

Issue No.	BG2040008216						Total for the issue
	First opening	Second opening	Third opening	Fourth opening	Fifth opening	Sixth opening	
Auction date	14.01.2008	10.03.2008	19.05.2008	29.09.2008	10.11.2008	08.12.2008	
Issue date	16.01.2008	16.01.2008	16.01.2008	16.01.2008	16.01.2008	16.01.2008	16.01.2008
Maturity date	16.01.2018	16.01.2018	16.01.2018	16.01.2018	16.01.2018	16.01.2018	16.01.2018
Nominal value of the offer (BGN'000)	30 000.00	35 000.00	40 000.00	30 000.00	35 000.00	30 000.00	200 000.00
Total nominal value of the bids received (BGN'000)	70 000.00	97 135.00	88 775.00	96 600.00	85 575.00	68 200.00	506 285.00
Total nominal value of the bids approved (BGN'000)	30 000.00	35 000.00	40 000.00	30 000.00	3 500.00	30 000.00	168 500.00
Average price of the bids approved per BGN 100	95.29	98.21	95.36	89.20	82.88	82.01	92.21
Interest rate	4.50	4.50	4.50	4.50	4.50	4.50	4.50
Bid-to-cover ratio	2.33	2.78	2.22	3.22	2.45	2.27	2.54
Average annual yield (%)	5.17	4.78	5.18	6.12	7.19	7.36	5.69

10-year government securities

Issue No.	BG2040009214						Total for the issue
	First opening	Second opening	Third opening	Fourth opening	Fifth opening	Sixth opening	
Auction date	26.01.2009	06.04.2009	25.05.2009	27.07.2009	28.09.2009	30.09.2009	
Issue date	28.01.2009	28.01.2009	28.01.2009	28.01.2009	28.01.2009	28.01.2009	28.01.2009
Maturity date	28.01.2019	28.01.2019	28.01.2019	28.01.2019	28.01.2019	28.01.2019	28.01.2019
Nominal value of the offer (BGN'000)	30 000.00	35 000.00	35 000 000	24 250.00	30 000.00	30 000.00	184 250.00
Total nominal value of the bids received (BGN'000)	71 800.00	59 050.00	35 475.00	24 250.00	98 550.00	85 850.00	374 975.00
Total nominal value of the bids approved (BGN'000)	30 000.00	35 000.00	24 975 000	7 525.00	30 000.00	30 000.00	157 500.00
Average price of the bids approved per BGN 100	84.86	85.71	83.69	80.87	85.23	85.38	84.84
Interest rate	4.95	4.95	4.95	4.95	4.95	4.95	4.95
Bid-to-cover ratio	2.39	1.69	1.01	1.00	3.29	2.86	2.04
Average annual yield (%)	7.21	7.11	7.47	7.99	7.27	7.25	7.29

10 years and 6 months government securities

Issue No.	BG2040010212				
	First opening	Second opening	Third opening	Fourth opening	Fifth opening
Auction date	11.01.2010	22.02.2010	26.02.2010	29.03.2010	26.04.2010
Issue date	13.01.2010	13.01.2010	13.01.2010	13.01.2010	13.01.2010
Maturity date	13.07.2020	13.07.2020	13.07.2020	13.07.2020	13.07.2020
Nominal value of the offer (BGN'000)	30 000.00	30 000.00	30 000.00	30 000.00	30 000.00
Total nominal value of the bids received (BGN'000)	87 200.00	97 850.00	81 100.00	61 100.00	65 900.00
Total nominal value of the bids approved (BGN'000)	30 000.00	30 000.00	30 000.00	30 000.00	30 000.00
Average price of the bids approved per BGN 100	90.37	94.39	94.33	92.68	90.54
Interest rate	5.00	5.00	5.00	5.00	5.00
Bid-to-cover ratio	2.91	3.26	2.70	2.03	2.20
Average annual yield (%)	6.37	5.82	5.83	6.06	6.38

(continued)

Issue No.	BG2040010212 (continued)				
	Sixth opening ¹	Seventh opening	Eighth opening	Ninth opening	Total for the issue
Auction date	25.05.2010	28.06.2010	27.07.2010	08.11.2010	
Issue date	13.01.2010	13.01.2010	30.06.2010	13.01.2010	13.01.2010
Maturity date	13.07.2020	13.07.2020	13.07.2020	13.07.2020	13.07.2020
Nominal value of the offer (BGN'000)	30 000.00	45 000.00	45 000.00	25 000.00	295 000.00
Total nominal value of the bids received (BGN'000)	95 900.00	91 100.00	114 860.00	162 430.00	856 940.00
Total nominal value of the bids approved (BGN'000)	0.00	45 000.00	93 110.00	25 000.00	313 110.00
Average price of the bids approved per BGN 100	0.00	92.22	92.56	94.73	92.64
Interest rate	5.00	5.00	5.00	5.00	5.00
Bid-to-cover ratio	3.18	2.02	2.55	6.50	3.04
Average annual yield (%)	0.00	6.15	6.10	5.81	6.08

¹ The Ministry of Finance did not approve the bids for the auction conducted on 25 May 2010.

10 years and 6 months government securities

Issue No.	BG2040011210	
	First opening	Total for the issue
Auction date	17.01.2011	
Issue date	19.01.2011	19.01.2011
Maturity date	19.07.2021	19.07.2021
Nominal value of the offer (BGN'000)	45 000.00	45 000.00
Total nominal value of the bids received (BGN'000)	154 220.00	154 220.00
Total nominal value of the bids approved (BGN'000)	45 000.00	45 000.00
Average price of the bids approved per BGN 100	96.69	96.69
Interest rate	5.00	5.00
Bid-to-cover ratio	3.43	3.43
Average annual yield (%)	5.49	5.49

15-year government securities

Issue No.	BG2040403219*					BG2040210218 [†]	
	First opening	Second opening	Third opening	Fourth opening	Total for the issue	First opening	Total for the issue
Auction date	03.11.2003	19.01.2004	02.08.2004	03.01.2005		27.09.2010	
Issue date	12.11.2003	12.11.2003	12.11.2003	12.11.2003	12.11.2003	29.09.2010	29.09.2010
Maturity date	11.10.2018	11.10.2018	11.10.2018	11.10.2018	11.10.2018	29.09.2025	29.09.2025
Nominal value of the offer (EUR'000)	20 000.00	50 000.00	15 000.00	15 000.00	100 000.00	45 000.00	45 000.00
Total nominal value of the bids received (EUR'000)	73 628.54	124 820.00	62 878.00	89 545.00	350 871.54	311 355.00	311 355.00
Total nominal value of the bids approved (EUR'000)	20 000.00	50 000.00	15 000.00	15 000.00	100 000.00	234 105.00	234 105.00
Average price of the bids approved per EUR 100	94.81	99.43	100.59	110.58	100.35	94.24	94.24
Interest rate	6.00	6.00	6.00	6.00	6.00	5.75	5.75
Bid-to-cover ratio	3.68	2.50	4.19	5.97	4.08	6.92	6.92
Average annual yield (%)	6.55	6.06	5.94	4.99	5.96	6.45	6.45

Note: Government securities yields have been calculated according to ISMA – International Yield.

[†] The price indicated in the *Total for the issue* column is an average price of all auctions for sale of relevant issues.

* Issues Nos. BG2030010115, BG2040403219 and BG2040210218 are denominated in euro and all related values are also in euro.

Government Securities Issued to Settle Non-performing Loans of State-owned Companies to Banks

Legal regulation	CMD 186/93	Art. 4 ZUNK/93	Art. 5 ZUNK/93	CMD 3/94	§10 of TFP of SBL/99
Issue No.	BG 2009993226	BG 2009893228	BG 2009794228	BG 2009693222	BG 2040099223
Issue date	01.07.1993	01.10.1993	01.01.1994	01.12.1993	01.07.1999
Maturity date	01.07.2017	01.10.2018	01.01.2019	01.12.2018	01.01.2019
Maturity (years)	24	25	25	25	19.5
Grace period (years)	4	5	5	5	
Redemption term (years)	20	20	20	20	19.5
Installments	20 equal annual installments	20 equal annual installments	20 equal annual installments	20 equal annual installments	20 equal annual installments
Principal (thousand)	BGN 890.28	BGN 3445.01	USD 78,276.63	BGN 369.64	EUR 66,824.70
Interest payments	semiannual	semiannual	semiannual	annual	semiannual
Interest	BIR	BIR	LIBOR*	BIR	EURIBOR**

* Six-month LIBOR of the US dollar for the preceding interest period; the amount of the interest coupon is announced by the Minister of Finance three days after the beginning of each interest period.

** Six-month EURIBOR for the preceding interest period; the amount of the interest coupon is announced by the Minister of Finance three days after the beginning of each interest period.

EUR-denominated issue BG 2040099223 has the same status as the USD-denominated issue BG 2009794228 (issued under Article 5 of ZUNK, agreed by 31 December 1990).

Pursuant to CM Decree No. 22 of 1995, long-term government bonds issued under ZUNK may be used to repay obligations of state-owned enterprises, firms and commercial companies to the government, transformed under Article 10 of ZUNK. In meeting these obligations, long-term government bonds are valued at their nominal value for the bonds denominated in US dollars, and 80% for those denominated in levs.

Principals are based on actual data as of 28 February 2011.

Bulgarian EUR-denominated Global Bonds with a Fixed Interest Rate of 7.50 Per Cent Maturing in 2013

ISSUER	Republic of Bulgaria
FORMAT	144A/Reg S
LEAD MANAGERS	J.P.Morgan Securities Inc. Schroder Salomon Smith Barney Inc.
CO-MANAGER	Deutsche Bank
CREDIT RATINGS (as of 8 February 2010)	
Moody's	Baa3
S&P	BBB
Fitch	BBB-
DENOMINATION	euro
INTEREST COUPON	7.500%
NOMINAL VALUE (original)	EUR 835,465,000
NOMINAL VALUE (after 22 June 2009)*	EUR 818,465,000
SECURITIES TYPE	Global bonds
TENOR	10 years and 8 months
MATURITY DATE	15 January 2013
INTEREST BASIS	Payable annually in arrears Actual number of days/365
INTEREST PAYMENT DATE	15 January
LISTING	Luxembourg Stock Exchange
Fiscal agent and exchange agent	The Bank of New York Mellon, London Branch
Registrar	The Bank of New York Mellon, New York Branch
Luxembourg transfer agent and paying agent	The Bank of New York Mellon (Luxembourg) S.A.
CLEARING SYSTEMS	DTC, Cedel and Euroclear
SUBSCRIPTION CLOSING DATE AND SETTLEMENT	10 April 2002
ISINs (144A/Reg S)	US12015KCP66/XS0145624432
CUSIP (144A/Reg S)	12015KCP6

* On 22 June 2009 previously bought back global bonds with a nominal value of EUR 17 million were cancelled.

Bulgarian USD-denominated Global Bonds with a Fixed Interest Rate of 8.25 Per Cent Maturing in 2015

ISSUER	Republic of Bulgaria
FORMAT	144A/Reg S
LEAD MANAGERS	J.P.Morgan Securities Inc. Schroder Salomon Smith Barney Inc.
CREDIT RATINGS (as of 8 February 2010)	
	Moody's Baa3
	S&P BBB
	Fitch BBB-
DENOMINATION	US Dollars
INTEREST COUPON	8.250%
NOMINAL VALUE (original)	USD 1,270,551,000
NOMINAL VALUE (after 22 June 2009)*	USD 1,086,351,000
SECURITIES TYPE	Global bonds
TENOR	12 years and 8 months
MATURITY DATE	15 January 2015
INTEREST BASIS	Payable semiannually in arrears 30/360
INTEREST PAYMENT DATE	15 January and 15 July
LISTING	Luxembourg Stock Exchange
Fiscal agent and exchange agent	The Bank of New York Mellon, London Branch
Registrar	The Bank of New York Mellon, New York Branch
Luxembourg transfer agent and paying agent	The Bank of New York Mellon (Luxembourg) S.A.
CLEARING SYSTEMS	DTC, Cedel and Euroclear
SUBSCRIPTION CLOSING DATE AND SETTLEMENT	10 April 2002 and 9 October 2002
ISINs (144A/Reg S)	US12015KCN19/XS0145623624
CUSIP (144A/Reg S)	12015KCN1

* On 22 June 2009 previously bought back global bonds with a nominal value of USD 184.2 million were cancelled.

LIST

of Financial Institutions Approved by the Ministry of Finance and the Governor of the Bulgarian National Bank to Act as Government Securities Primary Dealers between 1 January 2011 and 31 December 2011

No.	Financial institution	Reuters page of government securities quotations	Bloomberg page of government securities quotations	Website
1	ALLIANZ BANK BULGARIA 79 Knyaginya Maria-Louisa Blvd., 1202 Sofia tel. (+359 2) 9215404	BGIN 01-03		www.bank.allianz.bg
2	CENTRAL COOPERATIVE BANK 103 Rakovski Str., 1000 Sofia tel. (+359 2) 9266107	SCCB 01-03		www.ccbank.bg
3	CIBANK 2 Slavjanska Str., 1000 Sofia тел: (+359 2) 9399240	RIBB 01-03		www.eibank.bg
4	DSK BANK 19 Moskovska Str., 1036 Sofia tel. (+359 2) 9391220	SSBG 01-03	DSKB	www.dskbank.bg
5	EUROBANK EFG BULGARIA 14 Tsar Osvoboditel Blvd., 1048 Sofia tel. (+359 2) 8166000	BPBB 01-03		www.postbank.bg
6	FIRST INVESTMENT BANK 37 Dragan Tsankov Blvd., 1797 Sofia tel.: (+359 2) 8171100	BFIB 01-03		www.fibank.bg
7	MUNICIPAL BANK 6 Vrabcha Str., 1000 Sofia tel. (+359 2) 9300111	SMBK 01-03		www.municipalbank.bg
8	RAIFFEISENBANK (BULGARIA) 18-20 Nikolay Gogol Str., 1504 Sofia tel. (+359 2) 91985101	RBBS 01-03		www.rbb.bg
9	SOCIETE GENERALE EXPRESSBANK – Varna 92 Vladislav Varnenchik Blvd., 9000 Varna tel. (+359 52) 686100	EBVB 01-03		www.sgeb.bg
10	UNICREDIT BULBANK 7 Sveta Nedelya Sq., 1000 Sofia tel. (+359 2) 9232111	BGTB 01-03		www.bulbank.bg
11	UNITED BULGARIAN BANK 5 Sveta Sofia Str., 1040 Sofia tel. (+359 2) 2811+extension	UBBB 01-03		www.ubb.bg
12	CORPORATE COMMERCIAL BANK 10 Graf Ignatiev Str., 1000 Sofia tel. (+359 2) 9375606	BGIB 01-03		www.corpbank.bg

Credit Ratings Range for Bulgaria

		Moody's	S&P	Fitch	JCRA	
Investment grade		Aaa	AAA	AAA	AAA	
		Aa1	AA+	AA+	AA+	
		Aa2	AA	AA	AA	
		Aa3	AA-	AA-	AA-	
		A1	A+	A+	A+	
		A2	A	A	A	
		A3	A-	A-	A-	30.IV.2009
		Baa1	BBB+	BBB+	BBB+	1.XII.2009
		Baa2	BBB	BBB	BBB	31.VIII.2010
		Baa3	BBB-	BBB-	BBB-	22.X.2010
Subinvestment grade		Ba1	BB+	BB+	BB+	
		Ba2	BB	BB	BB	
		Ba3	BB-	BB-	BB-	
		B1	B+	B+	B+	
		B2	B	B	B	
	27.IX.1996	B3	B-	B-	B-	
		Caa	CCC+	CCC	CCC	
		
	C	D	D	D		

Long-term government securities: foreign currency



Long-term government securities: local currency

