



REPUBLIC OF BULGARIA
MINISTRY OF FINANCE

GOVERNMENT DEBT
MANAGEMENT

MONTHLY BULLETIN

OCTOBER 2009

REPUBLIC OF BULGARIA
MINISTRY OF FINANCE

**GOVERNMENT DEBT
MANAGEMENT**

OCTOBER 2009

ISSN 1311 – 0047

This issue includes materials and data received prior to 19 November 2009.

The contents of the *Government Debt Management* bulletin may be quoted or reproduced without further permission. Due acknowledgment is requested.

Published by the Ministry of Finance, Government Debt and Financial Markets Directorate,
tel. 9859 2497, 9859 2452.

Website: www.minfin.bg

Ministry of Finance address in Reuters: MFBG01

Subscriptions: tel. 9145 1351

Computer typeset: Publications Division of the Bulgarian National Bank.
Printed and bound in the BNB Printing Centre.

CONTENTS

1	Government Securities Issues	5
2	Domestic Government Debt Dynamics	11
3	External Government Debt Dynamics	19
4	Government Debt Structure	23
5	Government Guaranteed Debt Structure	29
6	Municipal Debt and Social Security Funds Debt Structure	33
7	Consolidated Government Debt Amount	35
	Appendices	37

Abbreviations

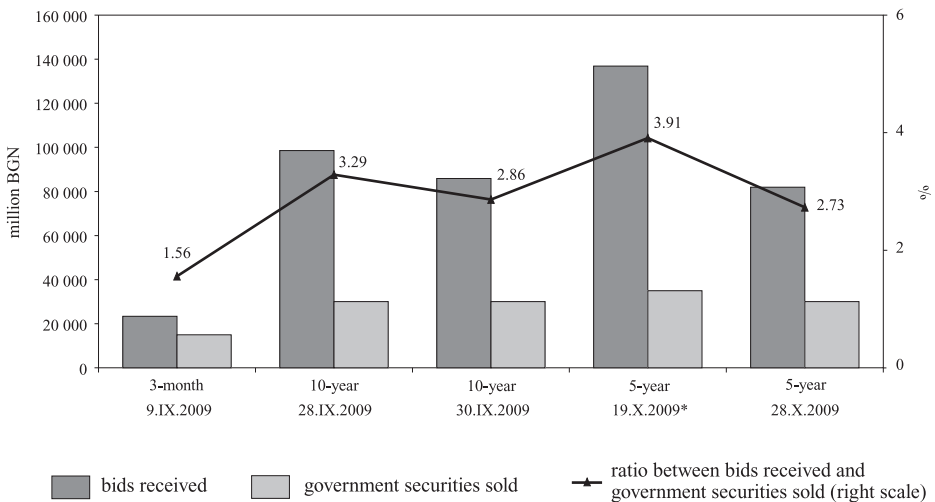
AEAF	–	<i>Agency for Economic Analyses and Forecasts</i>
BGN	–	<i>The abbreviation of the Redenominated Bulgarian Lev</i>
BIR	–	<i>Base Interest Rate</i>
BNB	–	<i>Bulgarian National Bank</i>
CB	–	<i>Commercial Banks</i>
CM	–	<i>Council of Ministers</i>
CMD	–	<i>Council of Ministers Decree</i>
CSB	–	<i>Consolidated State Budget</i>
EBRD	–	<i>European Bank for Reconstruction and Development</i>
EIB	–	<i>Economic and Investment Bank</i>
GDP	–	<i>Gross Domestic Product</i>
GS	–	<i>Government Securities</i>
IMF	–	<i>International Monetary Fund</i>
JBIC	–	<i>Japan Bank for International Cooperation</i>
LBNB	–	<i>Law on the Bulgarian National Bank</i>
LSPDACB	–	<i>Law on State Protection of Deposits and Accounts with Commercial Banks in Respect Whereof the BNB Has Petitioned the Institution of Bankruptcy Proceedings</i>
MF	–	<i>Ministry of Finance</i>
SBL of RB	–	<i>State Budget Law of the Republic of Bulgaria</i>
SDR	–	<i>Special Drawing Rights</i>
TFP	–	<i>Transitional and Final Provisions</i>
ZUNK	–	<i>Bulgarian abbreviation of the Law on Settlement of Nonperforming Credits Negotiated prior to 30 September 1990 (LSNC)</i>

In October the Ministry of Finance issued through auctions organized by the BNB three government securities issues under Ordinance No. 5, including one short-term discount treasury bills issue with original maturity of up to 5 years and residual term to maturity by the date of entry 15 months (No. BG2030006113), one five-year treasury bonds issue (No. BG2030009117) and one long-term tap treasury bonds issue (ten-year, No. BG2040009214).

At the auctions primary dealers' bids totalled BGN 304,600 thousand: BGN 136,850 thousand for five-year government securities (No. BG2030006113), BGN 81,900.0 thousand for five-year government securities (No. BG2030009117) and BGN 85,850 thousand for ten-year government securities (Chart 1). Approved bids totalled BGN 95,000 thousand: BGN 35,000 thousand for five-year government securities (No. BG2030006113), BGN 30,000 thousand for five-year government securities (No. BG2030009117) and BGN 30,000 thousand for ten-year government securities (Charts 1 and 5). Bid-to-cover ratio of the issues approved for sale in September accounted for 3.21: 3.91 for the five-year (No. BG2030006113), 2.73 for the five-year (No. BG2030009117), and 2.86 for the ten-year (see the appendices).

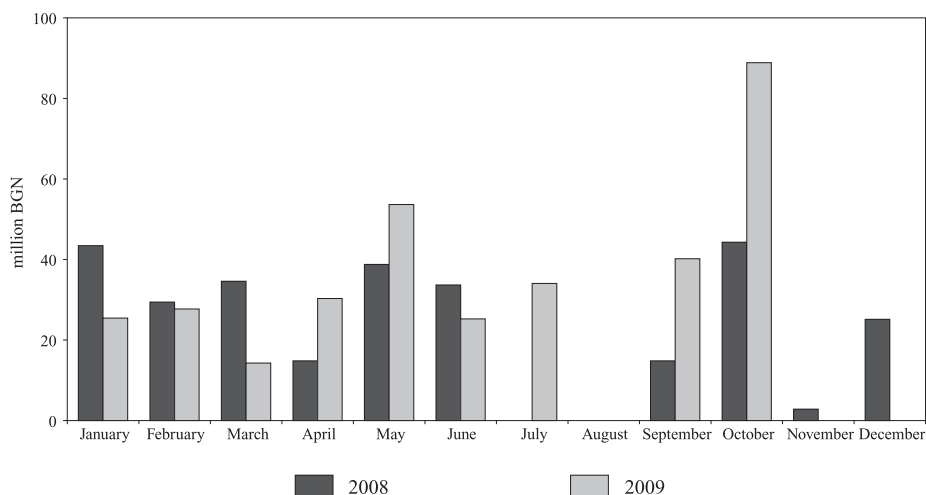
Chart 1

Bids Received and Government Securities Sold at Auctions



*The issue is with an original maturity of five years; its residual maturity is one year and three months as of 19 October 2009.
Note: The five- and ten-year government securities issues are tap issues. The above dates indicate the auction dates.

Sales of Government Securities Issues



Government securities issued in October increased by BGN 44.6 million on the same period of 2008 (Chart 2).

In the review period the yield attained in the primary market as a whole reflected the demand and the preferences in the government securities market for instruments with various maturities. The yield on the five-year government securities (No. BG2030009117) decreased by 177 basis points compared with the previous opening of an issue with the same maturity in June 2009, reaching 5.10 per cent. The ten-year tap bonds showed the same trend. During the review month their yield reached 7.25 per cent (down by 2 basis points), while that of five-year government securities (№ BG2030006113) with a residual term to maturity of 15 months came to 3.74 per cent (Charts 3, 4 and 5).

Prices of Issues Sold per BGN 100 Nominal Value

SEPTEMBER 2009

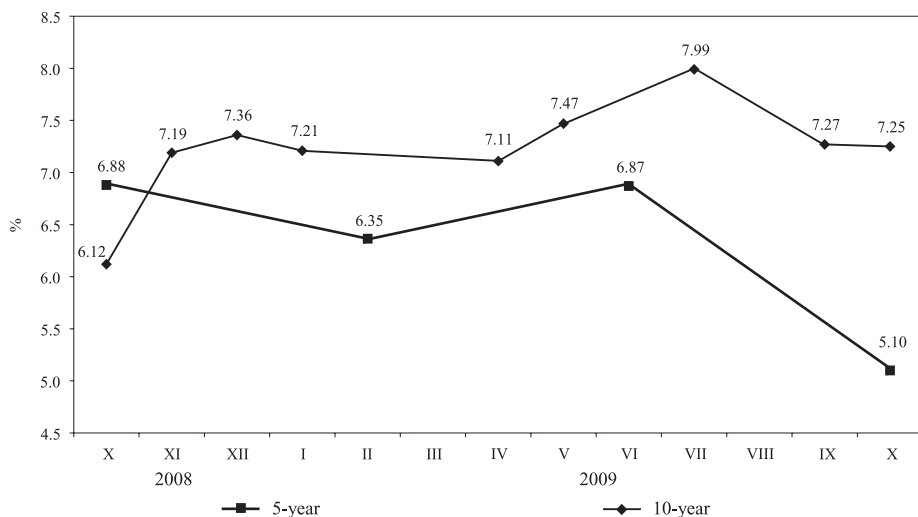
	3-month BG3010209008	10-year BG2040009214
Minimum	98.94	84.78
Average-weighted	99.11	85.23
Maximum	99.30	85.81

OCTOBER 2009

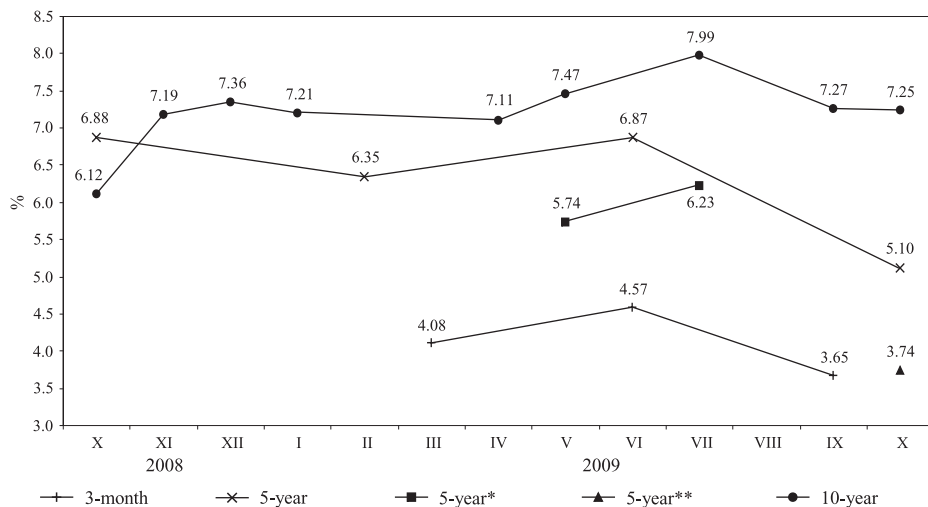
	5-year* BG2030006113	5-year BG2030009117	10-year BG2040009214
Minimum	98.90	97.20	85.21
Average-weighted	99.14	97.75	85.38
Maximum	99.31	98.96	85.64

*The issue is with an original maturity of five years; its residual maturity is one year and three months as of 19 October 2009.

Dynamics of the Average Annual Yield of Primary Market Government Securities



Yield of Primary Market Government Securities by Type



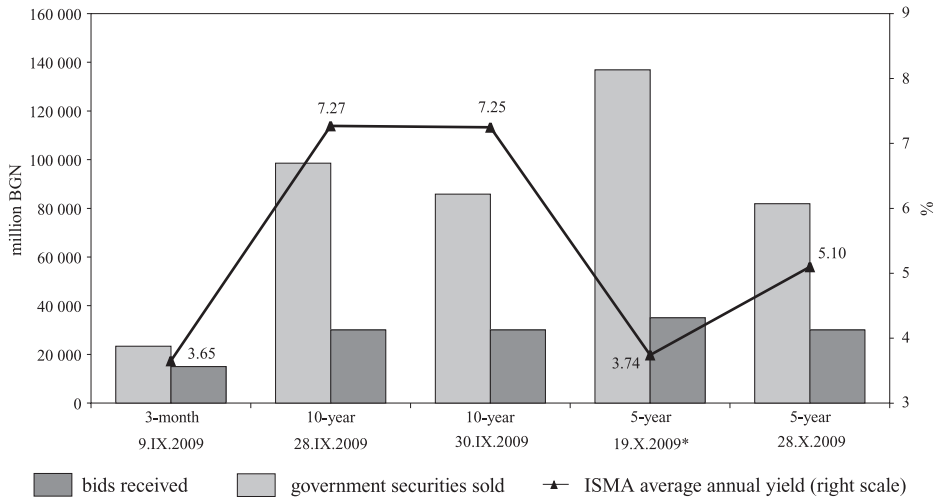
* The issue is with an original maturity of five years; its residual maturity is two years and six months as of 13 July 2009.

** The issue is with an original maturity of five years; its residual maturity is one year and three months as of 19 October 2009.

Note: Yield on an effective annual basis.

Chart 5

Yield and Sales of Government Securities



*The issue is with an original maturity of five years; its residual maturity is one year and three months as of 19 October 2009.
Note: The five- and ten-year government securities issues are tap issues. The above dates indicate the auction dates.

Chart 6

Government Securities Bought in the Primary Market through Competitive and Non-competitive Bids

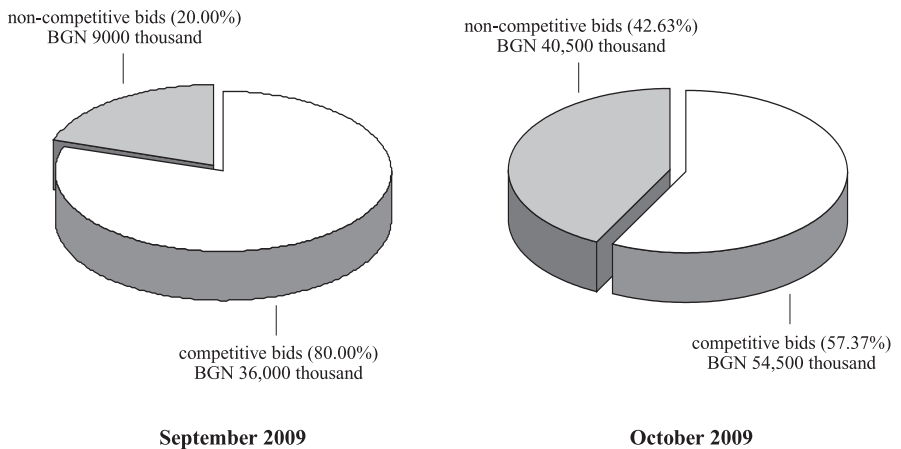
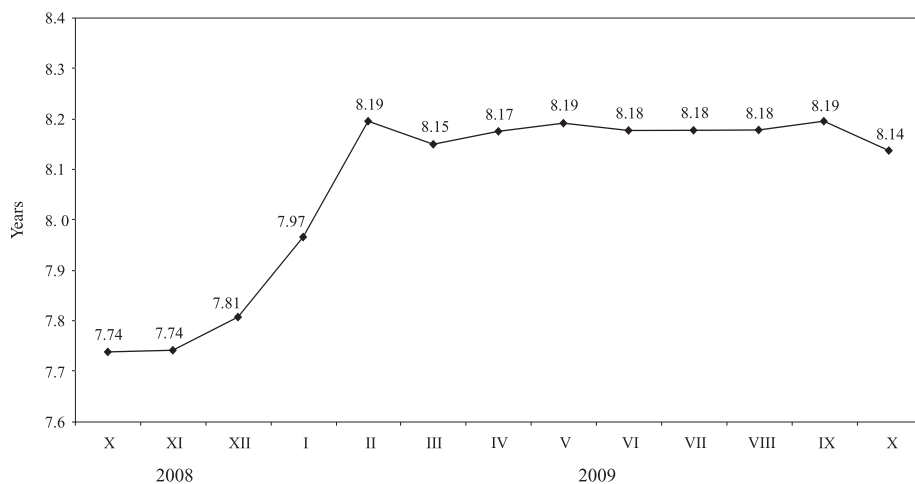


Chart 7

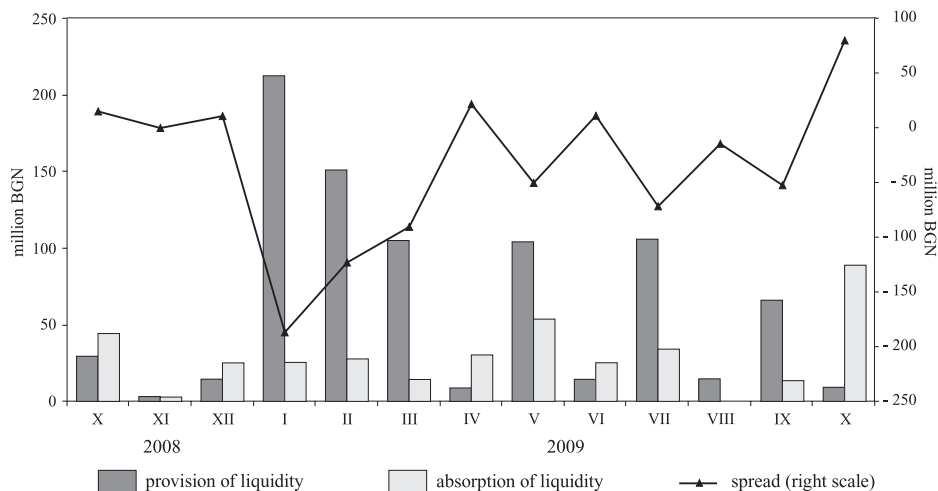
Average Term of Outstanding Government Securities Issues by Year



Note: The average term is calculated on the basis of the maturity structure of issued government securities.

Chart 8

Liquidity Provision and Absorption through Government Securities Maturities and Issues



Pending Payments on Government Securities in December 2009

(BGN'000)

Government securities	Monday	Tuesday	Wednesday	Thursday	Friday
		1	2	3	4
ZUNK Bonds Target issues		59.33			
	7	8	9	10	11
Bills Bonds Target issues			15 000.00		
	14	15	16	17	18
Bills Bonds Target issues					
	21	22	23	24	25
Bonds Target issues					
	28	29	30	31	
Bonds Target issues					

Note: When the payment day is not a business day, payment is effected on the following business day.

Calendar of Government Securities Issues in December 2009

(BGN)

Auction date	Issue date	Maturity date	Issue term	Scheduled volume (BGN)
7.12.2009	24.01.2007	24.01.2012	5 year*	30 000 000
14.12.2009	18.02.2009	18.02.2014	5 year	30 000 000
TOTAL Bonds				60 000 000 60 000 000

* The issue ISIN BG2030007111 is with a residual maturity of approximately two years and one month as of 9 December 2009.

Note: The Ministry of Finance is entitled to make relevant adjustments in the calendar where necessary.

By end-October 2009 domestic government debt totalled BGN 2,905,314.3 thousand in nominal terms. The share of government securities issues in total debt was 89.7 per cent (BGN 2,605,352.1 thousand) and that of government securities issued for structural reform 10.3 per cent (BGN 299,962.2 thousand) (Chart 9).

Government securities issued since early 2009 amounted to BGN 373,743.0 thousand. Redeemed government securities accounted for BGN 504,300.6 thousand. As a result of government securities issues and effected payments over the review month the share of five-year government securities in the maturity structure of government securities issues increased by 26.6 per cent at the expense of the other types of government securities whose shares contracted (Chart 10). The average-weighted maturity of government securities issues was eight years and two months. Government securities issued for structural reform amounted to BGN 299,962.2 thousand by the end of the review month.

Debt currency structure experienced slight changes in October (Chart 11). The shares of government securities in US dollars and in euro decreased to 4.5 per cent and 19.5 per cent respectively, while the share of government securities in levs increased to 76 per cent on the previous month. Short-term government securities retained their previous month's level of 0.5 per cent. Long-term government securities decreased slightly to 70.5 per cent at the expense of medium-term government securities which increased to 29 per cent (Chart 12). Government securities with fixed interest coupons comprised 89.7 per cent and those with floating interest coupons 10.3 per cent (Chart 13).

Since early 2009 interest and discounts paid on government securities issued on the domestic market totalled BGN 142,324.7 thousand, including BGN 129,513.3 thousand on government securities issues, or 91 per cent of the total repaid interest and discounts (Chart 16). Interest paid on ten-year bonds occupied the largest share: 37.5 per cent, followed by interest payments on seven-year bonds, 27 per cent (Chart 15).

Domestic Government Debt

(BGN'000)

Structure	Amount as of 31 Dec. 2008	Change in 2009		Amount as of 31 Oct. 2009
		increase	decrease	
I. DEBT ON GOVERNMENT SECURITIES ISSUES				
1. Government securities issued in 2002	324 920.0	-	240 000.0	84 920.0
1.1. Long-term	324 920.0	-	240 000.0	84 920.0
7-year	240 000.0	-	240 000.0	-
10-year	84 920.0	-	-	84 920.0
2. Government securities issued in 2003	605 945.2	-	-	605 945.2
2.1. Long-term	605 945.2	-	-	605 945.2
7-year	310 362.2	-	-	310 362.2
EUR-denominated (lev equivalent)	205 362.2	-	-	205 362.2
10-year	100 000.0	-	-	100 000.0
15-year	195 583.0	-	-	195 583.0
EUR-denominated (lev equivalent)	195 583.0	-	-	195 583.0
3. Government securities issued in 2004	268 269.1	-	108 269.1	160 000.0
3.1. Medium-term	108 269.1	-	108 269.1	-0.0
5-year	108 269.1	-	108 269.1	-0.0
EUR-denominated (lev equivalent)	8 269.1	-	8 269.1	-0.0
3.2. Long-term	160 000.0	-	-	160 000.0
7-year	80 000.0	-	-	80 000.0
10-year	80 000.0	-	-	80 000.0
4. Government securities issued in 2005	250 745.5	-	58.5	250 687.0
4.1. Medium-term	100 745.5	-	58.5	100 687.0
5-year	100 745.5	-	58.5	100 687.0
EUR-denominated (lev equivalent)	745.5	-	58.5	687.0
4.2. Long-term	150 000.0	-	-	150 000.0
10-year	150 000.0	-	-	150 000.0
5. Government securities issued in 2006	452 730.0	35 000.0	127 730.0	360 000.0
5.1. Medium-term	282 730.0	35 000.0	127 730.0	190 000.0
3-year	127 730.0	-	127 730.0	-
5-year	155 000.0	35 000.0	-	190 000.0
5.2. Long-term	170 000.0	-	-	170 000.0
10-year	170 000.0	-	-	170 000.0
6. Government securities issued in 2007	580 000.0	65 000.0	-	645 000.0
6.1. Medium-term	330 000.0	65 000.0	-	395 000.0
3-year	150 000.0	-	-	150 000.0
5-year	180 000.0	65 000.0	-	245 000.0
6.2. Long-term	250 000.0	-	-	250 000.0
10-year	250 000.0	-	-	250 000.0
7. Government securities issued in 2008	253 300.0	-	-	253 300.0
7.1. Medium-term	84 800.0	-	-	84 800.0
5-year	84 800.0	-	-	84 800.0
7.2. Long-term	168 500.0	-	-	168 500.0
10-year	168 500.0	-	-	168 500.0
8. Government securities issued in 2009	-	273 743.0	28 243.0	245 500.0
8.1. Short-term	-	43 243.0	28 243.0	15 000.0
3-month	-	43 243.0	28 243.0	15 000.0
8.2. Medium-term	-	73 000.0	-	73 000.0
5-year	-	73 000.0	-	73 000.0
8.3. Long-term	-	157 500.0	-	157 500.0
10-year	-	157 500.0	-	157 500.0
TOTAL (I)	2 735 909.7	373 743.0	504 300.6	2 605 352.1

(continued)

(continued)

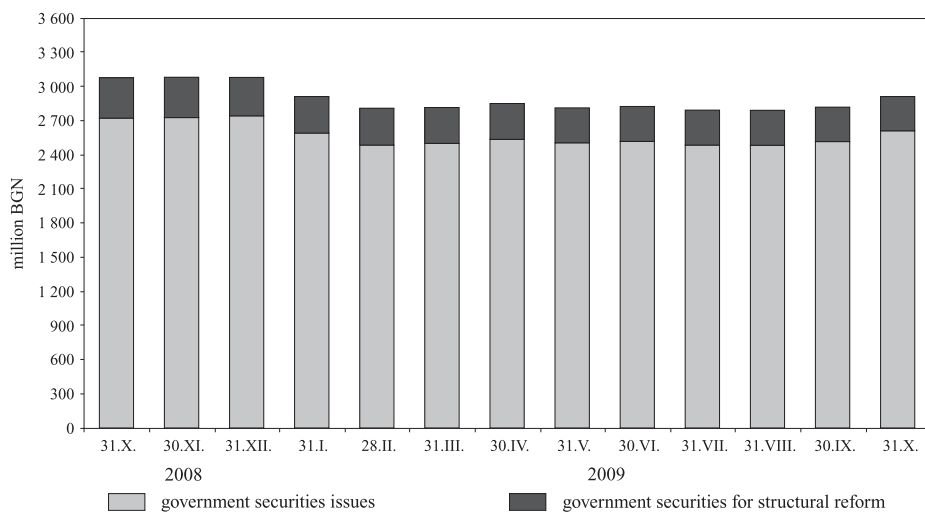
(BGN'000)

Structure	Amount as of 31 Dec. 2008	Change in 2009		Amount as of 30 Oct. 2009
		increase	decrease	
II. DEBT ON GOVERNMENT SECURITIES ISSUED FOR STRUCTURAL REFORM				
1. Long-term government bonds issued pursuant to CM Decree No. 244 of 1991	825.5	-	275.2	550.4
2. Long-term government bonds issued pursuant to CM Decree No. 234 of 1992	1 144.6	-	127.2	1 017.5
3. Long-term government bonds issued pursuant to Articles 4 and 5 of ZUNK of 1993				
in BGN	4 306.3	-	430.6	3 875.6
denominated in USD	108 779.3		9 889.0	98 890.3
lev equivalent	150 910.6			130 684.5
denominated in EUR	91 884.0	-	8 353.1	83 530.9
lev equivalent	179 709.4			163 372.2
4. Long-term government bonds issued pursuant to CM Decree No. 3 of 1994	462.0	-		462.0
TOTAL (II)	337 358.5			299 962.2
DOMESTIC GOVERNMENT DEBT, TOTAL	3 073 268.2			2 905 314.3

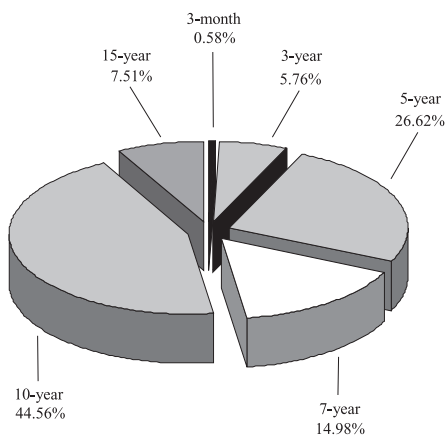
Notes: 1. Data at nominal value.

2. The lev equivalent of the debt denominated in foreign currency is based on BNB exchange rate of the relevant currency against the lev for the last business day of the respective period.

Changes in Domestic Government Debt

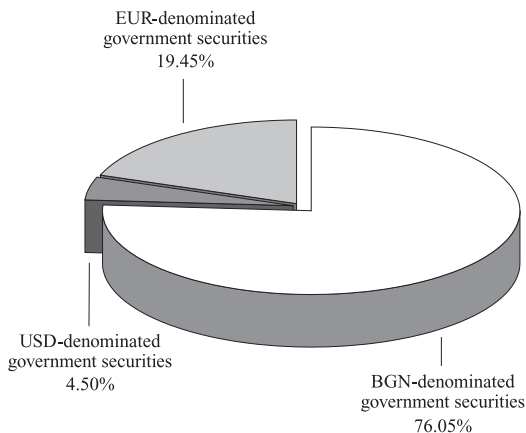


Outstanding Government Securities Issues as of 31 October

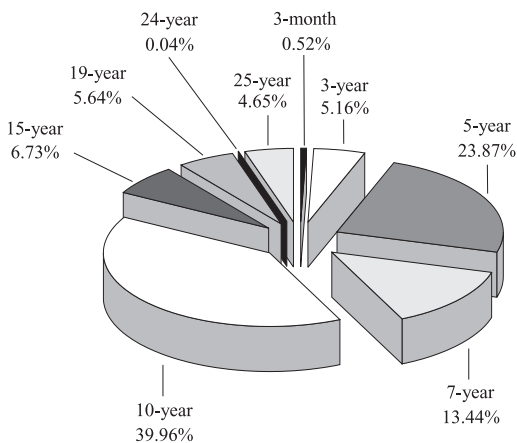


Note: The average-weighted maturity of government securities issues is eight years and two months.

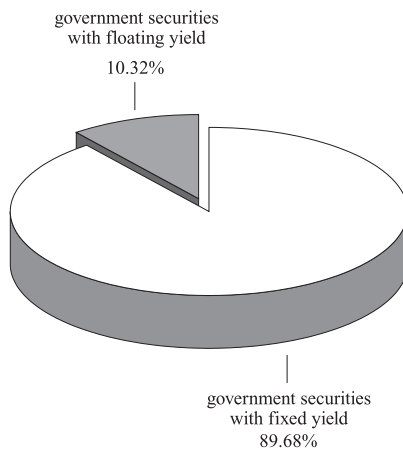
Currency Structure of Outstanding Government Securities as of 31 October



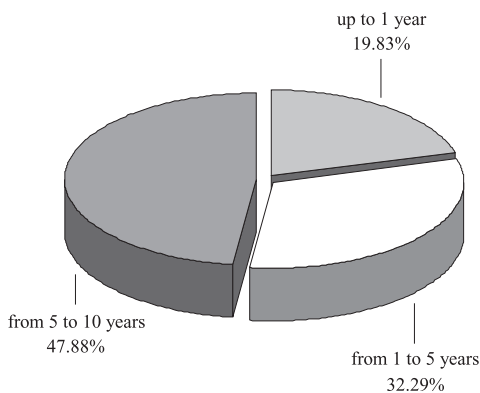
Maturity Structure of Outstanding Government Securities as of 31 October



Shares of Outstanding Government Securities with Fixed and Floating Yield as of 31 October



Residual Maturity of Domestic Government Debt as of 31 October

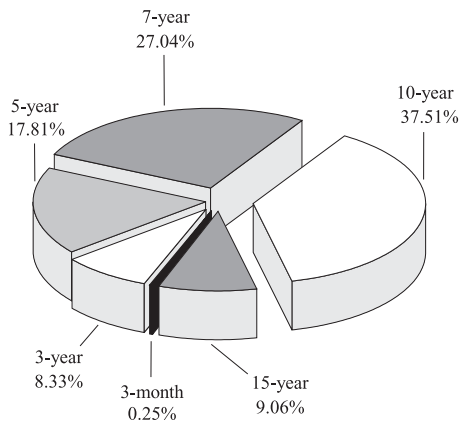


Expenditure on Domestic Debt between 1 January and 31 October 2009

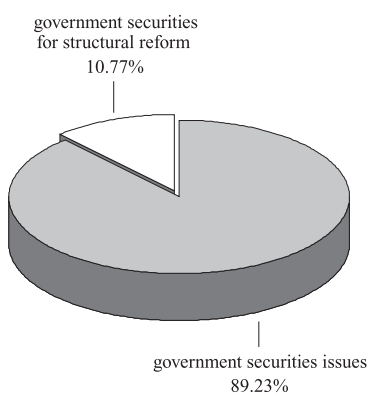
(BGN'000)

Debt structure	Amount of repaid interest (discount)
I. DEBT ON GOVERNMENT SECURITIES ISSUES	
1. Government securities issued in 2002	19 629.2
1.1. Long-term	19 629.2
7-year	13 260.2
10-year	6 369.0
2. Government securities issued in 2003	36 323.4
2.1. Long-term	36 323.4
7-year	17 968.6
10-year	6 619.8
15-year	11 735.0
3. Government securities issued in 2004	11 263.5
3.1. Medium-term	3 314.5
5-year	3 314.5
3.2. Long-term	7 949.0
7-year	3 794.8
10-year	4 154.3
4. Government securities issued in 2005	10 145.3
4.1. Medium-term	3 779.1
5-year	3 779.1
4.2. Long-term	6 366.2
10-year	6 366.2
5. Government securities issued in 2006	15 434.3
5.1. Medium-term	9 492.5
3-year	5 100.9
5-year	4 391.6
5.2. Long-term	5 941.8
10-year	5 941.8
6. Government securities issued in 2007	23 801.4
6.1. Medium-term	13 191.0
3-year	5 692.1
5-year	7 498.9
6.2. Long-term	10 610.4
10-year	10 610.4
7. Government securities issued in 2008	11 171.1
7.1. Medium-term	3 599.0
5-year	3 599.0
7.2. Long-term	7 572.1
10-year	7 572.1
8. Government securities issued in 2009	1 745.0
8.1. Short-term	321.1
3-month	321.1
8.2. Medium-term	481.7
5-year	481.7
8.3. Long-term	942.2
10-year	942.2
TOTAL (I)	129 513.3
II. DEBT ON GOVERNMENT SECURITIES ISSUED FOR STRUCTURAL REFORM	
A. Debt on government securities issued to settle non-performing loans of state-owned companies to banks	
1. Bonds issued pursuant to CM Decree No. 244 of 1991	36.8
2. Bonds issued pursuant to CM Decree No. 234 of 1992	50.7
3. Bonds issued pursuant to Articles 4 and 5 of ZUNK of 1993	12 723.9
lev bonds	214.7
USD-denominated bonds (in BGN at the current exchange rate)	4 402.2
EUR-denominated bonds (in BGN at the fixed exchange rate)	8 107.0
4. Bonds issued pursuant to CM Decree No. 3 of 1994	0.0
Total (A)	12 811.4
TOTAL (II)	12 811.4
EXPENDITURE ON DOMESTIC GOVERNMENT DEBT, TOTAL	142 324.7

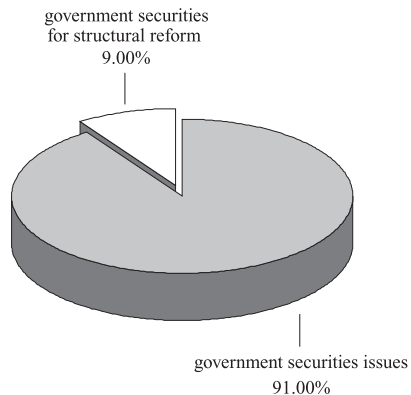
Structure of Expenditure on Government Securities Issues as of 31 October



Structure of Expenditure on Domestic Government Debt



31 October 2008



31 October 2009

By end-October external government debt totalled EUR 3271.2 million in nominal terms.

Since the year start external financing came to BGN 581,968.0 thousand. Payments on the debt totalled BGN 533,465.7 thousand, including principal payments of BGN 200,452.0 thousand and interest payments of BGN 333,004.6 thousand. The bulk of payments was made on government investment loans (BGN 74,513.4 thousand), followed by those to the World Bank (BGN 51,587.8 thousand). Interest was paid mainly on bonds (BGN 249,159.8 thousand), on government investment loans (BGN 36,699.0 thousand) and loans to the World Bank (BGN 34,509.4 thousand).

In October certain changes occurred in debt currency structure as a result of used amounts and effected payments. Debt in US dollars and in other currencies posted a decrease on the previous month, reaching 23.7 per cent and 4.2 per cent respectively. The share of euro-denominated debt increased somewhat and by the close of October comprised 72.1 per cent of total debt. The debt interest rate structures also changed. Debt with floating interest rates reached 31.7 per cent against 68.3 per cent of debt with fixed interest rates. The average-weighted residual term to maturity of the external debt was eight years and seven months.

The structure of external debt by type of creditor was as follows: debt on other bonds (global bonds and Eurobonds) comprised 47.5 per cent, to the World Bank 24.4 per cent and on government investment loans 23.1 per cent. Obligations to the European Union accounted for 0.8 per cent and to the Paris Club 3.5 per cent.

External Government Debt

(million EUR)

Structure	As of 31.XII. 2008	2009			
		As of 31.III.	As of 30.VI.	As of 30.IX.	As of 31.X.
I. Bonds	1 736.7	1 790.2	1 587.1	1 560.4	1 552.5
II. Credits	1 533.5	1 525.5	1 747.4	1 724.8	1 718.7
1. Paris Club	125.9	119.6	119.6	113.3	113.3
2. World Bank	574.2	564.3	810.4	802.2	797.2
2.1. World Bank	543.9	534.8	783.3	774.2	769.9
2.2. JBIC (JEXIM)	30.3	29.5	27.1	28.0	27.3
3. European Union	40.0	40.0	40.0	25.0	25.0
4. Other	19.0	19.0	12.6	12.6	12.6
5. Government investment loans	756.9	766.9	749.2	758.1	757.1
5.1. World Bank	208.7	211.3	210.4	212.0	214.5
5.2. European Investment Bank	382.4	391.8	382.7	388.5	387.7
5.3. EBRD	0.7	0.7	0.5	0.5	0.5
5.4. Other	165.1	163.1	155.6	157.2	154.3
6. Called government guarantees	17.5	15.8	15.6	13.5	13.5
6.1. World Bank	17.5	15.8	15.6	13.5	13.5
EXTERNAL GOVERNMENT DEBT	3 270.2	3 315.7	3 334.5	3 285.2	3 271.2

- Notes:**
1. Debt reported at nominal value.
 2. Debt recalculation in US dollars and in euro is based on BNB exchange rates of the relevant currencies against the Bulgarian lev valid for the last business day of each period.
 3. Preliminary data for the last month.

New External Financing and External Government Debt Payments as of 31 October

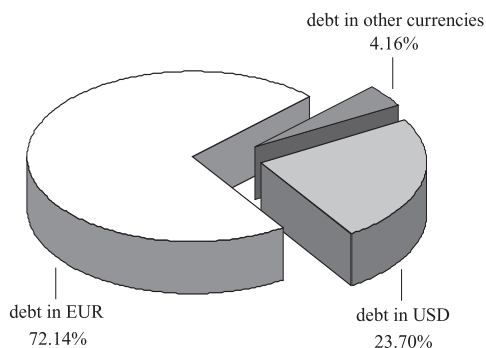
(BGN'000)

Structure	Received loans (tranches)	Payments, incl.	
		installments	interest
External government debt	581 968.0	200 452.0	333 004.6
I. Bonds	-	-	249 159.8
II. Loans	581 968.0	200 452.0	83 844.8
1. Paris Club	-	24 628.6	8 164.4
2. World Bank	490 913.3	51 587.8	34 509.4
2.1. World Bank	490 913.3	48 835.3	33 851.9
2.2. JBIC (JEXIM)	-	2 752.5	657.4
3. G-24	-	-	-
4. European Union	-	29 337.5	2 352.5
5. Other	-	12 355.7	673.1
6. Government investment loans	91 054.6	74 513.4	36 699.0
6.1. World Bank	27 998.7	16 491.9	8 211.9
6.2. European Investment Bank	58 674.9	45 426.9	22 730.9
6.3. EBRD	-	350.0	25.5
6.4. Other	4 381.0	12 244.6	5 730.7
7. Called government guarantees	-	8 029.2	1 446.5
7.1. World Bank	-	8 029.2	1 446.5
7.2. European Investment Bank	-	-	-
7.3. Other	-	-	-

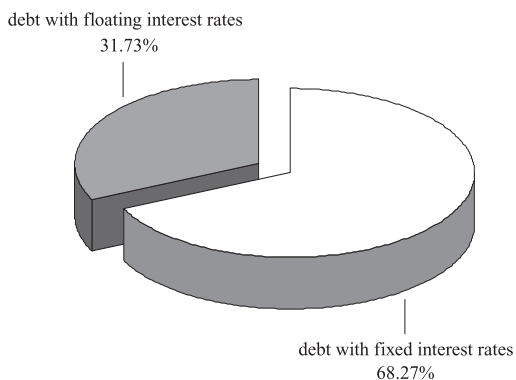
Notes: 1. Lev equivalence of the new external financing received and payments effected is calculated on the basis of BNB central exchange rates of the respective foreign currencies against the Bulgarian lev valid until 4.00 p.m. on the day of corresponding payment.
2. Preliminary data.

Chart 17

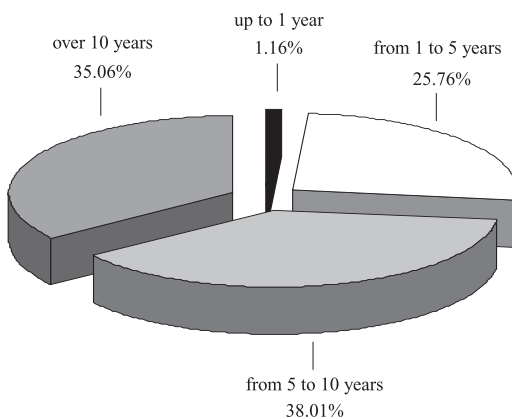
Currency Composition of the External Government Debt as of 31 October



Interest Rate Structure of the External Government Debt as of 31 October



Residual Maturity of the External Government Debt as of 31 October



Note: The average-weighted residual maturity of the external government debt is eight years and seven months.

By end-October 2009 government debt totalled EUR 4756.6 million in nominal terms, including domestic debt of EUR 1485.5 million and external debt of EUR 3271.2 million. Government debt posted an increase in nominal terms of some EUR 33.5 million on the previous month mainly due to the increase in external debt.

By end-October the government debt to GDP ratio came to 14.6 per cent: up 0.1 percentage points on end-September (Chart 20). The values of this indicator for domestic government debt and external government debt accounted for 4.6 per cent and 10.0 per cent respectively.

Domestic government debt occupied 31.2 per cent and external government debt 68.8 per cent in the debt structure (Chart 21).

By end-October debt in US dollars reached 17.7 per cent, in euro 56.0 per cent, in levs 23.8 per cent and in other currencies 2.9 per cent (Chart 22).

In the structure of debt by type of creditor *bonds* (global bonds and Euro-bonds) occupied the largest share, totalling 32.6 per cent, followed by domestic debt (government securities) 31.2 per cent, obligations to the World Bank 16.8 per cent and government investment loans 15.9 per cent (Chart 23).

By end-October debt interest structure also experienced changes: debt with fixed interest rates reached 74.9 per cent and debt with floating interest rates comprised 25.1 per cent (Chart 24).

In October payments on government debt totalled BGN 22.8 million, including domestic debt payments of BGN 9.1million and external debt payments of BGN 13.7 million (Chart 25). Since early 2009 payments in levs dominated the currency structure of debt payments (BGN 638.8 million), followed by payments in euro (recalculated in levs: BGN 396.2 million). Payments in US dollars totalled BGN 152.4 million (Chart 26).

Government Debt Amount

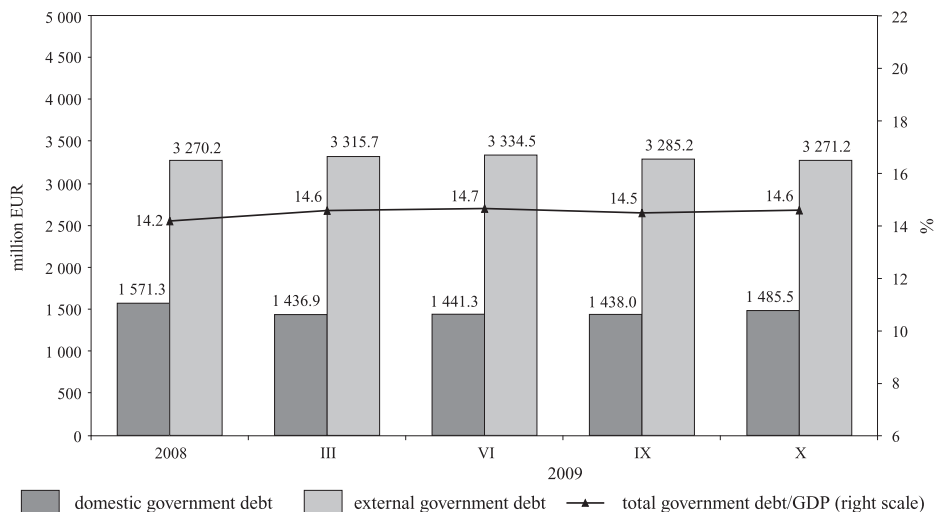
(million EUR)

Structure	as of 31.XII. 2008	2009			
		as of 31.III.	as of 30.VI.	as of 30.IX.	as of 31.X.
Domestic government debt	1 571.3	1 436.9	1 441.3	1 438.0	1 485.5
1. Debt on government securities issues	1 398.8	1 275.7	1 284.5	1 283.7	1 332.1
2. Government securities issued for structural reform	172.5	161.1	156.8	154.3	153.4
External government debt	3 270.2	3 315.7	3 334.5	3 285.2	3 271.2
1. Bonds	1 736.7	1 790.2	1 587.1	1 560.4	1 552.5
2. Loans	1 533.5	1 525.5	1 747.4	1 724.8	1 718.7
Government investment loans	756.9	768.0	749.2	758.1	757.1
Called government guarantees	17.5	15.8	15.6	13.5	13.5
Debt, total	4 841.6	4 752.6	4 775.7	4 723.1	4 756.6
Debt/GDP (%)	14.2	14.6	14.7	14.5	14.6
Domestic government debt/GDP (%)	4.6	4.4	4.4	4.4	4.6
External government debt/GDP (%)	9.6	10.2	10.2	10.1	10.0

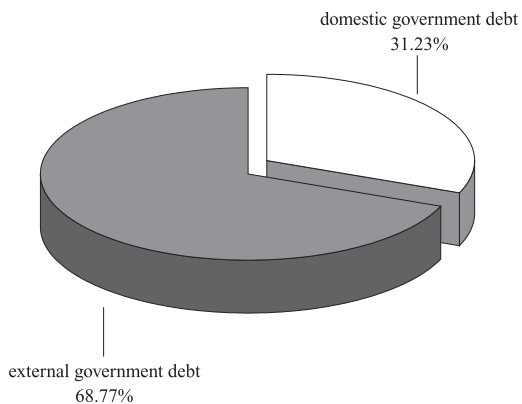
- Notes:**
1. Debt at nominal value.
 2. Revised GDP projection of AEAf for 2009: BGN 63,710.0 million. Revised GDP projection for 2008: BGN 66,728.1 million.
 3. Debt recalculation in euro is based on BNB exchange rates of the relevant currencies against the Bulgarian lev valid for the last business day of each period.
 4. Preliminary data for the last month.

Chart 20

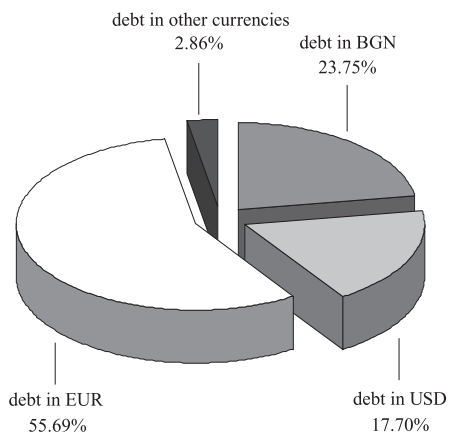
Dynamics of Domestic and External Government Debt



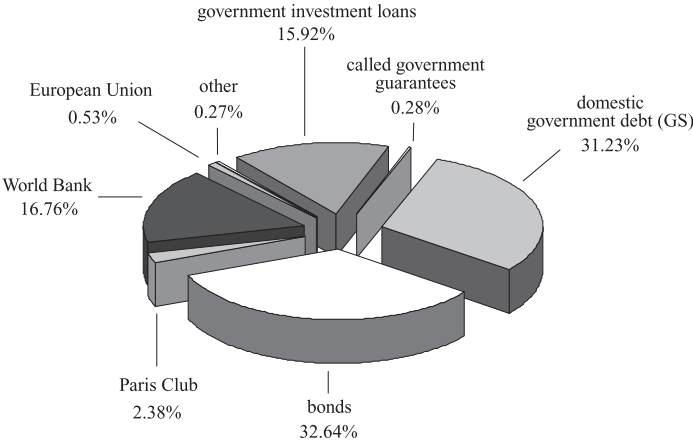
Government Debt Structure as of 31 October



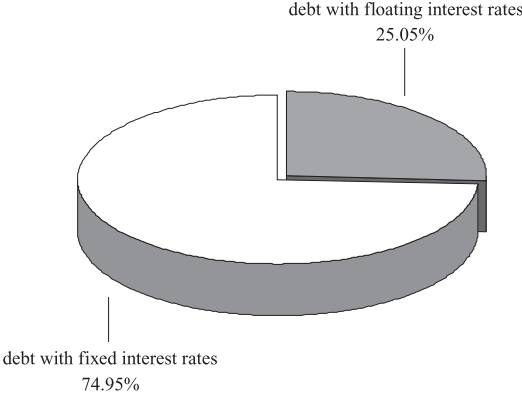
Government Debt Currency Structure as of 31 October



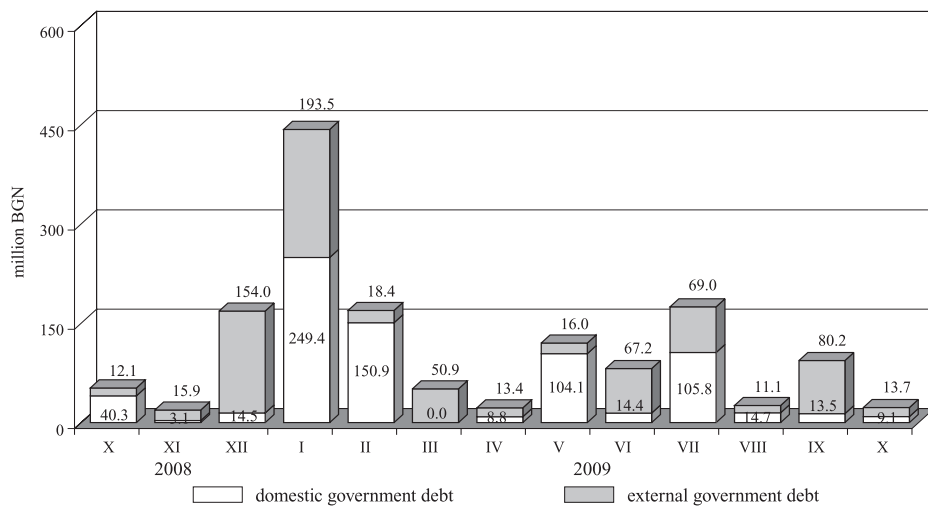
Government Debt Structure by Creditor as of 31 October



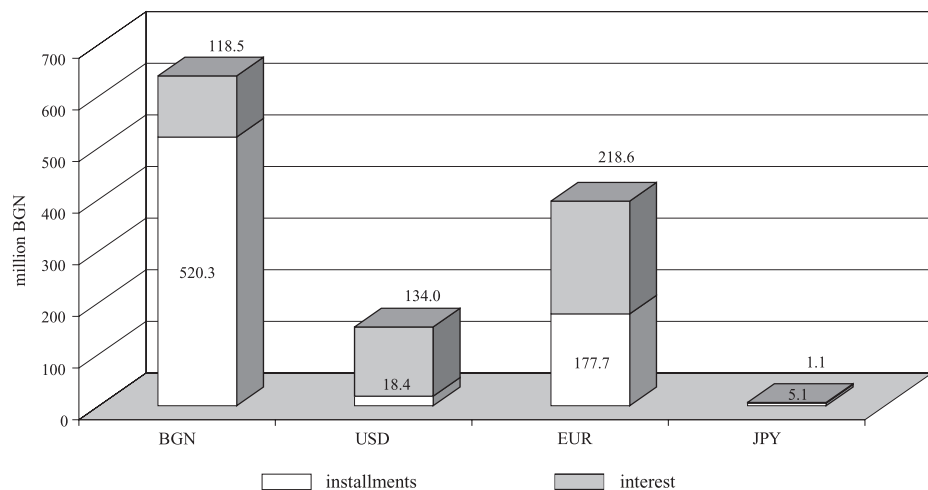
Government Debt Interest Rate Structure as of 31 October



Government Debt Payments



Government Debt Payments by Type of Currency as of 31 October



Government Securities Issued in Domestic Market and Held by Non-residents

(BGN'000)

Government securities type	31.XII. 2008	2009		
		31.III.	30.VI.	30.IX.
Government securities issues	28 060.6	17 497.2	17 497.2	17 347.3
– in BGN	10 658.2	325.0	325.0	175.1
– in EUR	17 402.4	17 172.2	17 172.2	17 172.2
Government securities issued for structural reform	1 226.9	1 116.4	1 115.3	1 114.7
– in EUR	1 207.4	1 097.6	1 097.6	1 097.6
– in USD	19.5	18.8	17.7	17.1
Total	29 287.5	18 613.6	18 612.5	18 462.0

* Preliminary data.

Government Securities Issued in International Markets and Held by Residents

(million EUR)

Government securities type	31.XII. 2008	2009		
		31.III.	30.VI.	30.IX.
Eurobonds				
Global bonds	590.0	765.7	618.6	564.3
– in EUR	356.1	372.2	380.2	348.0
– in USD	234.0	393.5	238.4	216.3
Total	590.0	765.7	618.6	564.3

* Preliminary data.

By end-October government guaranteed debt totalled EUR 612 million in nominal terms. The decrease in nominal terms came to EUR 1.2 million on end-September 2009 mainly due to valuation adjustments.

The government guaranteed debt to GDP ratio retained its previous month's level of 1.9 per cent.

Amounts used since the beginning of the present year came to BGN 87,776.8 thousand while payments on the debt totalled BGN 137,463.7 thousand, including principal payments of BGN 101,066.8 thousand and interest payments of BGN 36,396.9 thousand.

The currency structure of government guaranteed debt experienced certain changes due to effected operations. By end-October debt in euro reached 47.5 per cent, in other currencies 45.2, and in US dollars 7.3 per cent (Chart 27).

By end-October government guaranteed debt interest structure also experienced changes: debt with fixed interest rates reached 52.7 per cent and debt with floating interest rates comprised 47.3 per cent (Chart 28).

In the structure of government guaranteed debt by sector *energy* occupied the largest share (76.6 per cent), followed by *transport* (20 per cent) and *other industries* (3.4 per cent) (Chart 29).

Government Guaranteed Debt

(million EUR)

Structure	as of 31.XII. 2008	2009			
		as of 31.III.	as of 30.VI.	as of 30.IX.*	as of 31.X.
Government guaranteed debt	634.3	633.9	614.8	613.2	612.0
I. Domestic government guaranteed debt					
II. External government guaranteed debt	-	-	-	-	-
1. World Bank	634.3	633.9	614.8	613.2	612.0
2. European Investment Bank	74.4	73.3	67.9	63.9	63.6
3. EBRD	4.8	4.8	4.3	4.3	4.3
4. Other	41.4	38.3	36.2	33.6	31.9
	513.7	517.5	506.4	511.5	512.2
GOVERNMENT GUARANTEED DEBT/GDP (%)	1.9	1.9	1.9	1.9	1.9

* Revised data.

Notes: 1. Debt at nominal value.

2. Debt recalculation in euro is based on BNB exchange rates of the relevant currencies against the Bulgarian lev valid for the last business day of each period.

3. Preliminary data for the last month.

New External Financing and Government Guaranteed Debt Payments as of 31 October

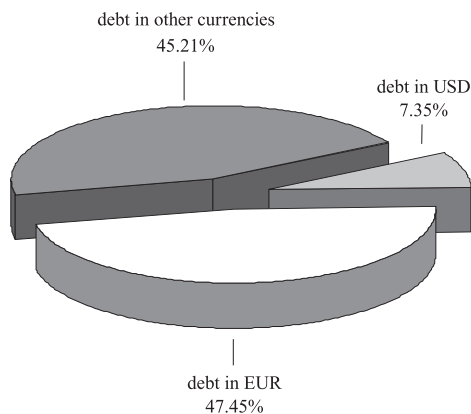
(BGN'000)

Structure	Received loans (tranches)	Payments, incl.	
		installments	interest
I. Domestic government guaranteed debt	-	-	-
II. External government guaranteed debt	87 776.8	101 066.8	36 396.9
1. World Bank	-	21 396.4	4 379.5
2. European Investment Bank	-	1 068.0	160.7
3. EBRD	-	18 348.9	3 309.0
4. Other	87 776.8	60 253.4	28 547.7
GOVERNMENT GUARANTEED DEBT	87 776.8	101 066.8	36 396.9

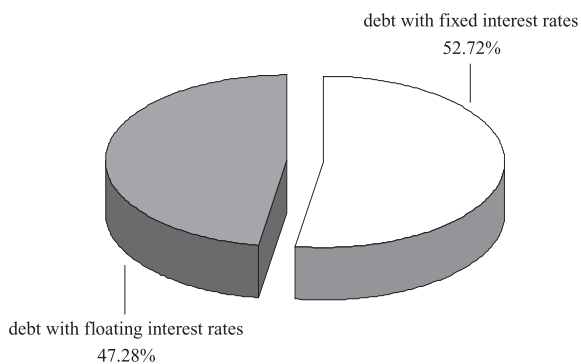
Notes: 1. Lev equivalence of the new external financing received and payments effected is calculated on the basis of BNB central exchange rates of the respective foreign currencies against the Bulgarian lev valid until 4.00 p.m. on the day of corresponding payment.

2. Preliminary data.

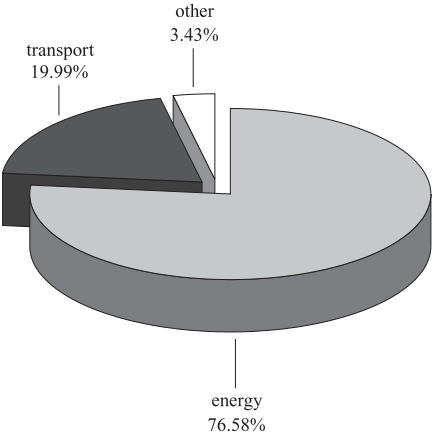
Government Guaranteed Debt Currency Structure as of 31 October



Government Guaranteed Debt Interest Rate Structure as of 31 October



Government Guaranteed Debt by Sector as of 31 October



Municipal Debt and Municipal Guarantees Amount

(BGN)

Structure	As of 31.XII. 2008	2009		
		as of 31.III.	as of 30.VI.	as of 30.IX.
I. Domestic municipal debt and municipal guarantees (1+2)	267 440 298.00	269 347 456.00	285 376 890.00	296 482 204.00
<i>1. Municipal debt (1.1+1.2+1.3+1.4+1.5+1.6+1.7)</i>	<i>266 682 980.00</i>	<i>268 623 303.00</i>	<i>284 685 902.00</i>	<i>295 824 381.00</i>
1.1. Government securities issues (at nominal value as of corresponding period)	59 606 290.00	61 272 957.00	60 137 312.00	66 539 143.00
1.2. Debt under municipal land contracts	177 917 496.00	177 062 335.00	191 999 689.00	195 386 935.00
1.3. Debt of municipal enterprises under Article 52 of the Law on Municipal Property	-	-	-	-
1.4. Callable municipal guarantees	-	102 030.00	-	-
1.5. Noninterest-bearing loans, extended under Article 43, paragraph 1 of the Law on the Structure of the State Budget for financing temporary municipal budget deficit	-	-	-	-
1.6. Central budget noninterest-bearing loans, extended for financing expenditure till its recovery under programs co-financed by the EU	23 441 665.00	24 875 808.00	27 182 276.00	29 249 219.00
1.7. Obligations under commercial loan and financial leasing contracts of over two years	5 717 529.00	5 310 173.00	5 366 625.00	4 649 084.00
2. Municipal guarantees	757 318.00	724 153.00	690 988.00	657 823.00
II. External municipal debt and municipal guarantees (1+2)	179 168 013.22	241 168 420.94	243 290 707.88	263 152 924.94
<i>1. Municipal debt (1.1+1.2+1.3)</i>	<i>179 168 013.22</i>	<i>241 168 420.94</i>	<i>243 290 707.88</i>	<i>263 152 924.94</i>
in original currency	-	-	-	-
1.1. Government securities issues (at nominal value as of corresponding period) in original currency	-	-	-	-
1.2. Debt under municipal land contracts (lev equivalent)	179 168 013.22	241 168 420.94	243 290 707.88	263 152 924.94
in USD	2 750 000.00	2 620 000.00	2 620 000.00	2 500 000.00
in JPY	8 578 396 428.33	9 713 340 205.33	10 559 193 553.33	11 606 420 864.33
in EUR	12 469 921.00	12 469 921.00	9 200 669.00	9 200 669.00
1.3. Callable municipal guarantees in original currency	-	-	-	-
2. Municipal guarantees (lev equivalent) in EUR	-	-	-	-
III. Municipal debt and municipal guarantees, total (I+II)	446 608 311.22	510 515 876.94	528 667 597.88	559 635 128.94

- Notes:
- The table has been structured under Article 3 of the Law on Municipal Debt.
 - The loan extended by the Council of Europe Development Bank (CEB) to the Republic of Bulgaria under the *Building and Rehabilitation of Houses for Rom Families* project (utilized by the Sofia Municipality) represents external municipal debt and is reported under *II. External municipal debt and municipal guarantees, 1.2. Debt under municipal land contracts*. This loan has been guaranteed by the government and is reported in the *Government Guaranteed Debt* table, *II. External government guaranteed debt*.
 - The loan extended by the Japan Bank for International Cooperation (JBIC) to the Sofia Municipality under the Loan Agreement is an external municipal debt and is reported under *II. External municipal debt and municipal guarantees, 1.2. Debt under municipal land contracts*. Pursuant to the Guarantee Agreement concluded between the Government of Bulgaria and the Government of Japan under the Loan Agreement, this loan is guaranteed by the Bulgarian Government and is reported in the *Government Guaranteed Debt* table, *II. External government guaranteed debt*.
 - Debt recalculation in US dollars and in euro is based on the BNB central exchange rates of the relevant currencies against the Bulgarian lev valid for the last business day of each period.

Social Security Funds Debt

(BGN'000)

Structure	As of 31.XII. 2008	2009		
		as of 31.III.	as of 30.VI.	as of 30.IX.
Domestic debt	24 599.4	24 660.3	23 319.5	23 285.7
I. National Insurance Institute	24 599.4	24 660.3	23 319.5	23 285.7
1. Other*	24 599.4	24 660.3	23 319.5	23 285.7
2. Loans from the republican budget	-	-	-	-
II. National Health Insurance Fund	-	-	-	-
III. Teachers' Pension Fund	-	-	-	-
External debt	-	-	-	-

* This loan was extended by the Ministry of Finance to the National Insurance Institute under a subloan agreement concluded on the basis of the loan agreement between the Republic of Bulgaria and the International Bank for Reconstruction and Development (the World Bank) under the *Social Insurance Administration* project.

Note: Debt recalculation in US dollars and in euro is based on the BNB central exchange rates of the relevant currencies against the Bulgarian lev valid for the last business day of each period.

(million EUR)

Structure	As of 31.XII. 2008	2009		
		as of 31.III.	as of 30.VI.	as of 30.IX.
I. Consolidated government debt	5 069.9	5 013.6	5 045.9	5 009.3
1. Central government debt	4 841.6	4 752.6	4 775.6	4 723.1
2. Social security funds debt	0.0	0.0	0.0	0.0
3. Municipal debt	228.3	261.0	270.3*	286.1
Consolidated government debt/GDP (%)	14.9	15.4	15.5	15.4

* Updated data.

- Notes:** 1. As of 1 April 2004 statistical reporting of total government, government guaranteed and consolidated debts has changed. The practice adopted as of January 2003 of reporting bond obligations at acquisition value has been discontinued. After the change, securities included in domestic and external debt are reported at nominal value.
2. Revised GDP projection of AEAF for 2009: BGN 63,710.0 million. GDP for 2008: BGN 66,728.1 million.
3. Debt recalculation in euro is based on the BNB central exchange rates of the relevant currencies against the Bulgarian lev valid for the last business day of each period.
4. The loan extended by the Ministry of Finance to the National Insurance Institute under a subloan agreement concluded on the basis of the loan agreement between the Republic of Bulgaria and the International Bank for Reconstruction and Development (the World Bank) under the *Social Insurance Administration* project is excluded from 2. *Social security funds debt* and is reported under 1. *Central government debt*.
5. The loan extended by the Japan Bank for International Cooperation (JBIC) to the Sofia Municipality under the Loan Agreement represents an external municipal debt and is reported under *Consolidated government debt*, 3. *Municipal debt*. Pursuant to the Guarantee Agreement concluded between the governments of Bulgaria and Japan under the Loan Agreement, this loan is guaranteed by the Bulgarian Government.

APPENDICES

Discount Treasury Bills

3-month government securities

Issue No.	BG3010209008
Issue date	09.09.2009
Maturity date	09.12.2009
Nominal value of the offer (BGN'000)	15 000,00
Total nominal value of the bids received (BGN'000)	23 362,50
Total nominal value of the bids approved (BGN'000)	15 000,00
Average price of the bids approved per BGN 100 (%)	99.11
Average discount per BGN 100 (%)	0.89
Average annual yield based on the ISMA-International Yield (%)	3.65
Effective annual yield (%)	3.60
Bid-to-cover ratio	1.56

(continued)

Treasury Bonds

3-year government securities

(continued)

Issue No.	BG2030107119 ^s					
Auction date	First opening	Second opening	Third opening	Fourth opening	Fifth opening	Total for the issue
Issue date	05.02.2007	16.04.2007	04.06.2007	06.08.2007	22.10.2007	
Maturity date	07.02.2007	07.02.2007	07.02.2007	07.02.2007	07.02.2007	07.02.2007
Nominal value of the offer (BGN'000)	07.02.2010	07.02.2010	07.02.2010	07.02.2010	07.02.2010	07.02.2010
Total nominal value of the bids received (BGN'000)	35 000.00	35 000.00	20 000.00	30 000.00	30 000.00	150 000.00
Total nominal value of the bids approved (BGN'000)	112 250.00	82 500.00	75 800.00	67 300.00	71 400.00	409 250.00
Average price of the bids approved per BGN 100 (%)	35 000.00	35 000.00	20 000.00	30 000.00	30 000.00	150 000.00
Interest rate	99.16	98.91	98.27	98.42	98.78	98.76
Bid-to-cover ratio	3.80	3.80	3.80	3.80	3.80	3.80
Average annual yield (%)	3.21	2.36	3.79	2.24	2.38	2.73
	4.14	4.26	4.54	4.52	4.41	4.35

(continued)

5-year government securities

(continued)

Issue No.	BG2030105113 ⁴				Total for the issue
	First opening	Second opening	Third opening	Fourth opening	
Auction date	14.02.2005	09.05.2005	15.08.2005	10.10.2005	
Issue date	16.02.2005	16.02.2005	16.02.2005	16.02.2005	16.02.2005
Maturity date	16.02.2010	16.02.2010	16.02.2010	16.02.2010	16.02.2010
Nominal value of the offer (BGN'000)	25 000.00	25 000.00	25 000.00	25 000.00	100 000.00
Total nominal value of the bids received (BGN'000)	108 300.00	98 810.00	105 900.00	71 100.00	384 110.00
Total nominal value of the bids approved (BGN'000)	25 000.00	25 000.00	25 000.00	25 000.00	100 000.00
Average price of the bids approved per BGN 100 (%)	101.43	102.36	103.17	103.09	102.51
Interest rate	3.75	3.75	3.75	3.75	3.75
Bid-to-cover ratio	4.33	3.95	4.24	2.84	3.84
Average annual yield (%)	3.46	3.24	3.01	3.01	3.18

(continued)

5-year government securities

(continued)

Issue No.	BG2030006113 ⁵					Total for the issue
	First opening	Second opening	Third opening	Fourth opening	Fifth opening	
Auction date	23.01.2006	20.03.2006	29.05.2006	13.11.2006	19.10.2009	
Issue date	25.01.2006	25.01.2006	25.01.2006	25.01.2006	25.01.2006	25.01.2006
Maturity date	25.01.2011	25.01.2011	25.01.2011	25.01.2011	25.01.2011	25.01.2011
Nominal value of the offer (BGN'000)	45 000.00	45 000.00	45 000.00	20 000.00	35 000.00	190 000.00
Total nominal value of the bids received (BGN'000)	125 710.00	75 100.00	72 870.00	77 450.00	136 850.00	487 980.00
Total nominal value of the bids approved (BGN'000)	45 000.00	45 000.00	45 000.00	20 000.00	35 000.00	190 000.00
Average price of the bids approved per BGN 100 (%)	98.37	96.82	95.47	96.12	99.14	97.22
Interest rate	3.00	3.00	3.00	3.00	3.00	3.00
Bid-to-cover ratio	2.79	1.67	1.62	3.87	3.91	2.57
Average annual yield (%)	3.38	3.76	4.12	4.05	3.74	3.78

(continued)

5-year government securities

(continued)

Issue No.	BG2030007111 ⁸								
	First opening	Second opening	Third opening	Fourth opening	Fifth opening	Sixth opening	Seventh opening	Eighth opening	Total for the issue
Auction date	22.01.2007	05.03.2007	21.05.2007	23.07.2007	24.09.2007	26.11.2007	11.05.2009	13.07.2009	
Issue date	24.01.2007	24.01.2007	24.01.2007	24.01.2007	24.01.2007	24.01.2007	24.01.2007	24.01.2007	24.01.2007
Maturity date	24.01.2012	24.01.2012	24.01.2012	24.01.2012	24.01.2012	24.01.2012	24.01.2012	24.01.2012	24.01.2012
Nominal value of the offer (BGN'000)	35 000.00	30 000.00	25 000.00	35 000.00	25 000.00	30 000.00	35 000.00	30 000.00	245 000.00
Total nominal value of the bids received (BGN'000)	101 600.00	94 000.00	88 950.00	92 402.20	72 650.00	43 350.00	38 475.00	43 300.00	574 727.20
Total nominal value of the bids approved (BGN'000)	35 000.00	30 000.00	25 000.00	35 000.00	25 000.00	30 000.00	35 000.00	30 000.00	245 000.00
Average price of the bids approved per BGN 100 (%)	99.22	99.71	98.29	97.55	97.96	96.97	95.90	95.06	97.56
Interest rate	4.00	4.00	4.00	4.00	4.00	4.00	4.00	4.00	4.00
Bid-to-cover ratio	2.90	3.13	3.56	2.64	2.91	1.45	1.10	1.44	2.35
Average annual yield (%)	4.22	4.11	4.46	4.66	4.57	4.87	5.74	6.23	4.87

(continued)

5-year government securities

(continued)

Issue No.	BG2030008119 ³			BG2030009117 ³				
	First opening	Second opening	Third opening	Total for the issue	First opening	Second opening	Third opening	Total for the issue
Auction date	18.02.2008	16.06.2008	20.10.2008		16.02.2009	22.06.2009	28.10.2009	
Issue date	20.02.2008	20.02.2008	20.02.2008	20.02.2008	18.02.2009	18.02.2009	18.02.2009	18.02.2009
Maturity date	20.02.2013	20.02.2013	20.02.2013	20.02.2013	18.02.2014	18.02.2014	18.02.2014	18.02.2014
Nominal value of the offer (BGN'000)	30 000.00	35 000.00	19 800.00	84 800.00	30 000.00	30 000.00	30 000.00	90 000.00
Total nominal value of the bids received (BGN'000)	84 775.00	91 229.00	80 275.00	256 279.00	78 975.00	18 875.00	81 900.00	179 750.00
Total nominal value of the bids approved (BGN'000)	30 000.00	35 000.00	19 800.00	84 800.00	30 000.00	13 000.00	30 000.00	73 000.00
Average price of the bids approved per BGN 100 (%)	98.09	94.88	90.73	95.05	92.36	90.92	97.75	94.32
Interest rate	4.25	4.25	4.25	4.25	4.45	4.45	4.45	4.45
Bid-to-cover ratio	2.83	2.61	4.05	3.02	2.63	0.63	2.73	2.00
Average annual yield (%)	4.74	5.59	6.88	5.59	6.35	6.87	5.10	5.97

(continued)

7-year government securities

(continued)

Issue No.	BG2040103215 ⁵					Total for the issue
	First opening	Second opening	Third opening	Fourth opening	Fifth opening	
Auction date	03.02.2003	14.04.2003	07.05.2003	21.07.2003	20.10.2003	
Issue date	05.02.2003	05.02.2003	05.02.2003	05.02.2003	05.02.2003	05.02.2003
Maturity date	05.02.2010	05.02.2010	05.02.2010	05.02.2010	05.02.2010	05.02.2010
Nominal value of the offer (BGN'000)	20 000.00	20 000.00	20 000.00	15 000.00	30 000.00	105 000.00
Total nominal value of the bids received (BGN'000)	77 850.00	49 650.00	34 800.00	46 260.00	68 030.00	276 590.00
Total nominal value of the bids approved (BGN'000)	20 000.00	20 000.00	20 000.00	15 000.00	30 000.00	105 000.00
Average price of the bids approved per BGN 100 (%)	100.42	98.90	98.06	101.92	102.27	100.42
Interest rate	5.875	5.875	5.875	5.875	5.875	5.875
Bid-to-cover ratio	3.89	2.48	1.74	3.08	2.27	2.63
Average annual yield (%)	5.80	6.07	6.22	5.54	5.48	5.80

(continued)

7-year government securities

(continued)

Issue No.	BG2040203213 ^{2*}				BG2040104213 ⁴			
	First opening	Second opening	Total for the issue	First opening	Second opening	Third opening	Fourth opening	Total for the issue
Auction date	18.02.2003	10.03.2003		09.02.2004	03.05.2004	01.11.2004	07.12.2004	
Issue date	24.02.2003	24.02.2003	24.02.2003	11.02.2004	11.02.2004	11.02.2004	11.02.2004	11.02.2004
Maturity date	24.05.2010	24.05.2010	24.05.2010	11.02.2011	11.02.2011	11.02.2011	11.02.2011	11.02.2011
Nominal value of the offer (BGN'000)	50 000.00	25 000.00	75 000.00	20 000.00	20 000.00	20 000.00	20 000.00	80 000.00
Total nominal value of the bids received (BGN'000)	139 990.00	76 475.00	216 465.00	76 850.00	39 060.00	90 400.00	97 000.00	303 310.00
Total nominal value of the bids approved (BGN'000)	50 000.00	55 000.00	105 000.00	20 000.00	20 000.00	20 000.00	20 000.00	80 000.00
Average price of the bids approved per BGN 100 (%)	100.99	100.55	100.76	98.42	96.77	99.61	101.69	99.12
Interest rate	5.75	5.75	5.75	4.75	4.75	4.75	4.75	4.75
Bid-to-cover ratio	2.80	3.06	2.89	3.84	1.95	4.52	4.85	3.79
Average annual yield (%)	5.58	5.65	5.62	5.02	5.31	4.82	4.48	4.91

(continued)

10-year government securities

(continued)

Issue No.	BG2040202215 ⁴				BG2040003217 ²			
	First opening	Second opening	Third opening	Fourth opening	Total for the issue	First opening	Second opening	Total for the issue
Auction date	15.04.2002	22.04.2002	17.06.2002	22.07.2002	17.04.2002	06.01.2003	31.03.2003	08.01.2003
Issue date	17.04.2002	17.04.2002	17.04.2002	17.04.2002	17.04.2002	08.01.2003	08.01.2003	08.01.2003
Maturity date	17.04.2012	17.04.2012	17.04.2012	17.04.2012	17.04.2012	08.01.2013	08.01.2013	08.01.2013
Nominal value of the offer (BGN'000)	15 000.00	25 000.00	25 000.00	25 000.00	90 000.00	30 000.00	20 000.00	50 000.00
Total nominal value of the bids received (BGN'000)	72 080.00	59 589.60	42 338.50	28 859.30	202 867.40	94 289.80	56 355.00	150 644.80
Total nominal value of the bids approved (BGN'000)	15 000.00	25 000.00	25 000.00	19 920.00	84 920.00	30 000.00	20 000.00	50 000.00
Average price of the bids approved per BGN 100 (%)	98.14	96.77	95.92	93.76	96.06	104.08	105.18	104.52
Interest rate	7.50	7.50	7.50	7.50	7.50	7.50	7.50	7.50
Bid-to-cover ratio	4.81	2.38	1.69	1.15	2.25	3.14	2.82	3.01
Average annual yield (%)	7.77	7.97	8.10	8.44	8.08	6.93	6.78	6.87

(continued)

10-year government securities

(continued)

Issue No.	BG2040303211 ²				BG2040004215 ⁴			
	First opening	Second opening	Total for the issue	First opening	Second opening	Third opening	Fourth opening	Total for the issue
Auction date	30.06.2003	29.09.2003		02.02.2004	13.04.2004	04.10.2004	15.11.2004	
Issue date	02.07.2003	02.07.2003	02.07.2003	04.02.2004	04.02.2004	04.02.2004	04.02.2004	04.02.2004
Maturity date	02.07.2013	02.07.2013	02.07.2013	04.02.2014	04.02.2014	04.02.2014	04.02.2014	04.02.2014
Nominal value of the offer (BGN'000)	20 000.00	30 000.00	50 000.00	20 000.00	20 000.00	20 000.00	20 000.00	80 000.00
Total nominal value of the bids received (BGN'000)	69 350.00	78 753.00	148 103.00	85 300.00	82 680.00	86 010.00	78 128.00	332 118.00
Total nominal value of the bids approved (BGN'000)	20 000.00	30 000.00	50 000.00	20 000.00	20 000.00	20 000.00	20 000.00	80 000.00
Average price of the bids approved per BGN 100 (%)	98.82	97.71	98.15	97.85	99.20	99.75	101.47	99.57
Interest rate	5.75	5.75	5.75	5.20	5.20	5.20	5.20	5.20
Bid-to-cover ratio	3.47	2.63	2.96	4.27	4.13	4.30	3.91	4.15
Average annual yield (%)	5.91	6.06	6.00	5.48	5.30	5.23	5.01	5.26

(continued)

10-year government securities

(continued)

Issue No.	First opening	Second opening	Third opening	Fourth opening	Fifth opening	Sixth opening	Total for the issue
				BG2040005212⁶			
Auction date	10.01.2005	07.03.2005	06.06.2005	04.07.2005	19.09.2005	03.10.2005	12.01.2005
Issue date	12.01.2005	12.01.2005	12.01.2005	12.01.2005	12.01.2005	12.01.2005	12.01.2015
Maturity date	12.01.2015	12.01.2015	12.01.2015	12.01.2015	12.01.2015	12.01.2015	12.01.2015
Nominal value of the offer (BGN'000)	25 000.00	25 000.00	15 000.00	35 000.00	25 000.00	25 000.00	150 000.00
Total nominal value of the bids received (BGN'000)	130 600.00	102 150.00	86 325.00	158 625.00	79 707.00	80 350.00	637 757.00
Total nominal value of the bids approved (BGN'000)	25 000.00	25 000.00	15 000.00	35 000.00	25 000.00	25 000.00	150 000.00
Average price of the bids approved per BGN 100 (%)	100.68	101.09	103.74	105.00	106.40	106.20	103.94
Interest rate	4.25	4.25	4.25	4.25	4.25	4.25	4.25
Bid-to-cover ratio	5.22	4.09	5.76	4.53	3.19	3.21	4.25
Average annual yield (%)	4.21	4.16	3.82	3.66	3.47	3.49	3.79

(continued)

10-year government securities

(continued)

Issue No.	BG2040006210 ⁵					Total for the issue
	First opening	Second opening	Third opening	Fourth opening	Fifth opening	
Auction date	03.01.2006	20.02.2006	25.04.2006	24.07.2006	18.12.2006	
Issue date	04.01.2006	04.01.2006	04.01.2006	04.01.2006	04.01.2006	04.01.2006
Maturity date	04.01.2016	04.01.2016	04.01.2016	04.01.2016	04.01.2016	04.01.2016
Nominal value of the offer (BGN'000)	50 000.00	30 000.00	50 000.00	20 000.00	20 000.00	170 000.00
Total nominal value of the bids received (BGN'000)	96 350.00	107 905.00	97 410.00	67 765.00	87 500.00	456 930.00
Total nominal value of the bids approved (BGN'000)	50 000.00	30 000.00	50 000.00	20 000.00	20 000.00	170 000.00
Average price of the bids approved per BGN 100 (%)	98.26	97.61	92.02	91.00	95.36	95.11
Interest rate	3.50	3.50	3.50	3.50	3.50	3.50
Bid-to-cover ratio	1.93	3.60	1.95	3.39	4.38	2.69
Average annual yield (%)	3.74	3.83	4.58	4.74	4.16	4.17

(continued)

10-year government securities

(continued)

Issue No.	BG2040007218 ⁸									
	First opening	Second opening	Third opening	Fourth opening	Fifth opening	Sixth opening	Seventh opening	Eighth opening	Total for the issue	
Auction date	08.01.2007	19.02.2007	12.03.2007	07.05.2007	09.07.2007	17.09.2007	12.11.2007	03.12.2007		
Issue date	10.01.2007	10.01.2007	10.01.2007	10.01.2007	10.01.2007	10.01.2007	10.01.2007	10.01.2007	10.01.2007	
Maturity date	10.01.2017	10.01.2017	10.01.2017	10.01.2017	10.01.2017	10.01.2017	10.01.2017	10.01.2017	10.01.2017	
Nominal value of the offer (BGN'000)	35 000.00	30 000.00	30 000.00	25 000.00	35 000.00	35 000.00	30 000.00	30 000.00	250 000.00	
Total nominal value of the bids received (BGN'000)	133 640.00	120 700.00	98 700.00	93 600.00	87 600.00	69 050.00	53 700.00	59 050.00	716 040.00	
Total nominal value of the bids approved (BGN'000)	35 000.00	30 000.00	30 000.00	25 000.00	35 000.00	35 000.00	30 000.00	30 000.00	250 000.00	
Average price of the bids approved per BGN 100 (%)	99.94	99.72	100.18	99.05	95.95	98.27	96.22	93.24	97.81	
Interest rate	4.25	4.25	4.25	4.25	4.25	4.25	4.25	4.25	4.25	
Bid-to-cover ratio	3.82	4.02	3.29	3.74	2.50	1.97	1.79	1.97	2.86	
Average annual yield (%)	4.31	4.34	4.28	4.43	4.85	4.54	4.83	5.27	4.61	

(continued)

10-year government securities

(continued)

Issue No.	BG2040008216 ⁶						Total for the issue
	First opening	Second opening	Third opening	Fourth opening	Fifth opening	Sixth opening	
Auction date	14.01.2008	10.03.2008	19.05.2008	29.09.2008	10.11.2008	08.11.2008	
Issue date	16.01.2008	16.01.2008	16.01.2008	16.01.2008	16.01.2008	16.01.2008	16.01.2008
Maturity date	16.01.2018	16.01.2018	16.01.2018	16.01.2018	16.01.2018	16.01.2018	16.01.2018
Nominal value of the offer (BGN'000)	30 000.00	35 000.00	40 000.00	30 000.00	35 000.00	30 000.00	170 000.00
Total nominal value of the bids received (BGN'000)	70 000.00	97 135.00	88 775.00	96 600.00	85 57510.00	68 200.00	438 085.00
Total nominal value of the bids approved (BGN'000)	30 000.00	35 000.00	40 000.00	30 000.00	3 500.00	30 000.00	138 500.00
Average price of the bids approved per BGN 100 (%)	95.29	98.21	95.36	89.20	82.88	82.01	92.21
Interest rate	4.50	4.50	4.50	4.50	4.50	4.50	4.50
Bid-to-cover ratio	2.33	2.78	2.22	3.22	2.45	2.27	2.58
Average annual yield (%)	5.17	4.78	5.28	6.12	7.19	7.36	5.69

(continued)

10-year government securities

(continued)

Issue No.	BG2040009214 ^c						Total for the issue
	First opening	Second opening	Third opening	Fourth opening	Fifth opening	Sixth opening	
Auction date	26.01.2009	06.04.2009	25.05.2009	27.07.2009	28.09.2009	30.09.2009	28.01.2009
Issue date	28.01.2009	28.01.2009	28.01.2009	28.01.2009	28.01.2009	28.01.2009	28.01.2009
Maturity date	28.01.2019	28.01.2019	28.01.2019	28.01.2019	28.01.2019	28.01.2019	28.01.2019
Nominal value of the offer (BGN'000)	30 000.00	35 000.00	35 000.00	24 250.00	30 000.00	30 000.00	184 250.00
Total nominal value of the bids received (BGN'000)	71 800.00	59 050.00	35 475.00	24 250.00	98 550.00	85 850.00	374 975.00
Total nominal value of the bids approved (BGN'000)	30 000.00	35 000.00	24 975.00	7 525.00	30 000.00	30 000.00	157 500.00
Average price of the bids approved per BGN 100 (%)	84.86	85.71	83.69	80.87	85.23	85.38	84.84
Interest rate	4.95	4.95	4.95	4.95	4.95	4.95	4.95
Bid-to-cover ratio	2.39	1.69	1.01	1.00	3.29	2.86	2.04
Average annual yield (%)	7.21	7.11	7.47	7.99	7.27	7.25	7.29

15-year government securities

(continued)

Issue No.	BG2040403219**					
	First opening	Second opening	Third opening	Fourth opening	Total for the issue	
Auction date	03.11.2003	19.01.2004	02.08.2004	03.01.2005		
Issue date	12.11.2003	12.11.2003	12.11.2003	12.11.2003		12.11.2003
Maturity date	11.10.2018	11.10.2018	11.10.2018	11.10.2018		11.10.2018
Nominal value of the offer (BGN'000)	20 000.00	50 000.00	15 000.00	15 000.00		100 000.00
Total nominal value of the bids received (BGN'000)	73 628.54	124 820.00	62 878.00	89 545.00		350 871.54
Total nominal value of the bids approved (BGN'000)	20 000.00	50 000.00	15 000.00	15 000.00		100 000.00
Average price of the bids approved per BGN 100 (%)	94.81	99.43	100.59	110.58		100.35
Interest rate	6.00	6.00	6.00	6.00		6.00
Bid-to-cover ratio	3.68	2.50	4.19	5.97		3.51
Average annual yield (%)	6.55	6.06	5.94	4.99		5.96

¹The price indicated in the *Total for the issue* column is a result of the one auction organized for sale of this issue.

²The price indicated in the *Total for the issue* column is a result of the two auctions organized for sale of this issue.

³The price indicated in the *Total for the issue* column is a result of the three auctions organized for sale of this issue.

⁴The price indicated in the *Total for the issue* column is a result of the four auctions organized for sale of this issue.

⁵The price indicated in the *Total for the issue* column is a result of the five auctions organized for sale of this issue.

⁶The price indicated in the *Total for the issue* column is a result of the six auctions organized for sale of this issue.

⁷The price indicated in the *Total for the issue* column is a result of the seven auctions organized for sale of this issue.

⁸The price indicated in the *Total for the issue* column is a result of the eight auctions organized for sale of this issue.

* Issues Nos. BG2040203213 and BG2040403219 are denominated in euro and all related values are also in euro.

Note: Since 22 November 2004 government securities yield has been calculated according to ISMA – International Yield.

Government Securities Issued to Settle Non-performing Loans of State-owned Companies to Banks

Legal regulation	CMD 244/91	CMD 186/93	Art. 4 ZUNK/93	Art. 5 ZUNK/93	CMD 3/94	\$10 of TFP of SBL/99
Issue No.	BG 2000192224	BG 2009993226	BG 2009893228	BG 2009794228	BG 2009693222	BG 2040099223
Issue date	01.01.1992	01.07.1993	01.10.1993	01.01.1994	01.12.1993	01.07.1999
Maturity date	01.01.2011	01.07.2017	01.10.2018	01.01.2019	01.12.2018	01.01.2019
Maturity (years)	19	24	25	25	25	19.5
Grace period (years)	4	4	5	5	5	
Redemption term (years)	15	20	20	20	20	19.5
Repayments	15 equal annual installments	20 equal annual installments	20 equal annual installments	20 equal annual installments	20 equal annual installments	20 equal annual installments
Principal (thousand)	BGN 550.35	BGN 1017.47	BGN 3875.63	USD 98,890.27	BGN 462.05	EUR 83,530.87
Interest payments	semiannual	semiannual	semiannual	semiannual	annual	semiannual
Interest	BIR+1	BIR	BIR	LIBOR*	BIR	EURIBOR**

* Six-month LIBOR of the US dollar for the preceding interest period; the amount of the interest coupon is announced by the Minister of Finance three days after the beginning of each interest period.

** Six-month EURIBOR for the preceding interest period; the amount of the interest coupon is announced by the Minister of Finance three days after the beginning of each interest period.

EUR-denominated issue BG 2040099223 has the same status as the USD-denominated issue BG 2009794228 (issued under Article 5 of ZUNK).

Pursuant to CM Decree No. 221 of 1995 holders of long-term government bonds issued under ZUNK, CM Decrees No. 244 of 1991, No. 186 of 1993 and No. 3 of 1994 may use them as legal tender in privatisation transactions.

Pursuant to CM Decree No. 22 of 1995, long-term government bonds issued under ZUNK may be used to repay obligations of state-owned enterprises, firms and commercial companies to the government, transformed under Article 10 of ZUNK. In meeting these obligations, long-term government bonds are valued at their nominal for the bonds denominated in US dollars, and 80% for those denominated in levs.

Principals are based on actual data as of 31 October 2009.

LIST

of Financial Institutions Approved by the Ministry of Finance and the Governor of the Bulgarian National Bank to Act as Government Securities Primary Dealers between 1 January 2009 – 31 December 2009

No.	Financial institution	Reuters page of government securities quotations	Bloomberg page of government securities quotations	Website
1	DSK BANK 19 Moskovska Str., 1036 Sofia tel. (+359 2) 9391220	SSBG 01-03	DSKB	www.dskbank.bg
2	UNICREDIT BULBANK 7 Sveta Nedelya Sq., 1000 Sofia tel. (+359 2) 9232111	BGTB 01-03		www.bulbank.bg
3	EUROBANK EFG BULGARIA 14 Tsar Osvoboditel Blvd., 1048 Sofia tel. (+359 2) 8166000	BPBB 01-03		www.postbank.bg
4	CORPORATE COMMERCIAL BANK 10 Graf Ignatiev Str., 1000 Sofia tel. (+359 2) 9809362	BGIB 01-03		www.corpbank.bg
5	UNITED BULGARIAN BANK 5 Sveta Sofia Str., 1040 Sofia tel. (+359 2) 2811+extension	UBBB 01-03		www.ubb.bg
6	MUNICIPAL BANK 6 Vrabcha Str., 1000 Sofia tel. (+359 2) 9300111	SMBK 01-03		www.municipalbank.bg
7	FIRST INVESTMENT BANK 37 Dragan Tsankov Blvd., 1797 Sofia tel.: (+359 2) 8171100	BFIB 01-03		www.fibank.bg
8	RAIFFEISENBANK (BULGARIA) 18–20 Nikolay Gogol Str., 1504 Sofia tel. (+359 2) 91985101	RBBS 01-03		www.raiffeisen.bg
9	SOCIETE GENERALE EXPRESSBANK – Varna 92 Vladislav Varnenchik Blvd., 9000 Varna tel. (+359 52) 686100	EBVB 01-03		www.sgexpressbank.bg
10	CIBANK 2 Slavjanska Str., 1000 Sofia тел.: (+359 2) 9399240	RIBB 01-03		www.eibank.bg
11	ALLIANZ BANK BULGARIA 79 Knyaginya Maria-Louisa Blvd., 1202 Sofia tel. (+359 2) 9215404	BGIN 01-03		www.bank.allianz.bg
12	CENTRAL COOPERATIVE BANK 103 Rakovski Str., 1000 Sofia tel. (+359 2) 9266107	SCCB 01-03		www.ccbank.bg

Credit Ratings Range for Bulgaria

	Moody's	S&P	Fitch	JCRA	
	Aaa	AAA	AAA	AAA	
	Aa1	AA+	AA+	AA+	
	Aa2	AA	AA	AA	
	Aa3	AA-	AA-	AA-	
	A1	A+	A+	A+	
	A2	A	A	A	
	A3	A-	A-	A-	30 April 2009
Investment grade	Baa1	BBB+	BBB+	BBB+	30 Oct. 2008
	Baa2	BBB	BBB	BBB	20 March 2009
	Baa3	BBB-	BBB-	BBB-	24 July 2009
	Ba1	BB+	BB+	BB+	
Subinvestment grade	Ba2	BB	BB	BB	
	Ba3	BB-	BB-	BB-	
	B1	B+	B+	B+	
	B2	B	B	B	
	B3	B-	B-	B-	27 Sept. 1996
	Caa	CCC+	CCC	CCC	
	
	C	D	D	D	

Long-term government securities: foreign currency



Long-term government securities: local currency

