



REPUBLIC OF BULGARIA
MINISTRY OF FINANCE

GOVERNMENT DEBT MANAGEMENT

MONTHLY BULLETIN

JUNE 2008

REPUBLIC OF BULGARIA
MINISTRY OF FINANCE

**GOVERNMENT DEBT
MANAGEMENT**

JUNE 2008

ISSN 1311 – 0047

This issue includes materials and data received prior to 17 July 2008.

The contents of the *Government Debt Management* bulletin may be quoted or reproduced without further permission. Due acknowledgment is requested.

Published by the Ministry of Finance, Government Debt and Financial Markets Directorate,
tel. 9859 2497, 9859 2452.

Website: www.minfin.bg

Ministry of Finance address in Reuters: MFBG01

Subscriptions: tel. 9145 1351

Computer typeset: Publications Division of the Bulgarian National Bank.
Printed and bound in the BNB Printing Centre.

CONTENTS

1	Government Securities Issues	5
2	Domestic Government Debt Dynamics	11
3	External Government Debt Dynamics	20
4	Government Debt Structure	25
5	Government Guaranteed Debt Structure	31
6	Municipal Debt and Social Security Funds Debt	35
7	Consolidated Government Debt Amount	37
	Appendices	39

Abbreviations

BGN	–	<i>The abbreviation of the Redenominated Bulgarian Lev</i>
BIR	–	<i>Base Interest Rate</i>
BNB	–	<i>Bulgarian National Bank</i>
CB	–	<i>Commercial Banks</i>
CM	–	<i>Council of Ministers</i>
CMD	–	<i>Council of Ministers Decree</i>
CSB	–	<i>Consolidated State Budget</i>
EBRD	–	<i>European Bank for Reconstruction and Development</i>
EIB	–	<i>Economic and Investment Bank</i>
GDP	–	<i>Gross Domestic Product</i>
GS	–	<i>Government Securities</i>
IMF	–	<i>International Monetary Fund</i>
JBIC	–	<i>Japan Bank for International Cooperation</i>
LBNB	–	<i>Law on the Bulgarian National Bank</i>
LSPDACB	–	<i>Law on State Protection of Deposits and Accounts with Commercial Banks in Respect Whereof the BNB Has Petitioned the Institution of Bankruptcy Proceedings</i>
MF	–	<i>Ministry of Finance</i>
SBL of RB	–	<i>State Budget Law of the Republic of Bulgaria</i>
SDR	–	<i>Special Drawing Rights</i>
TFP	–	<i>Transitional and Final Provisions</i>
ZUNK	–	<i>Bulgarian abbreviation of the Law on Settlement of Nonperforming Credits Negotiated prior to 31 December 1990 (LSNC)</i>

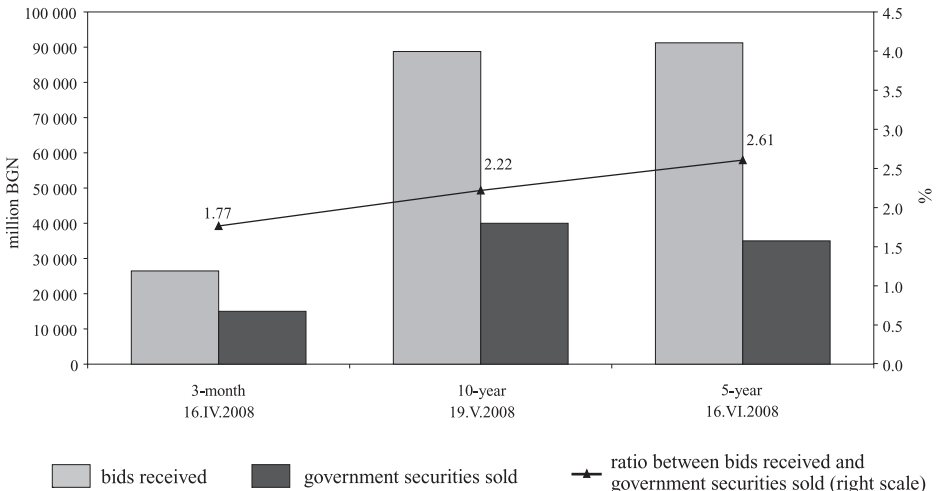
In June the Ministry of Finance issued through an auction organized by the BNB one medium-term treasury bonds issue. The issue comprised five-year tap government securities (No. BG2030008119).

At the auctions primary dealers' bids totaled BGN 91,229 thousand (Chart 1). Approved bids came to BGN 35,000 thousand nominal value (Charts 2 and 3). Coverage coefficient of the issue approved for sale in June accounted for 2.61 (Charts 4).

Government securities issued in June decreased by BGN 1.1 million on the same period of 2007 (Chart 2).

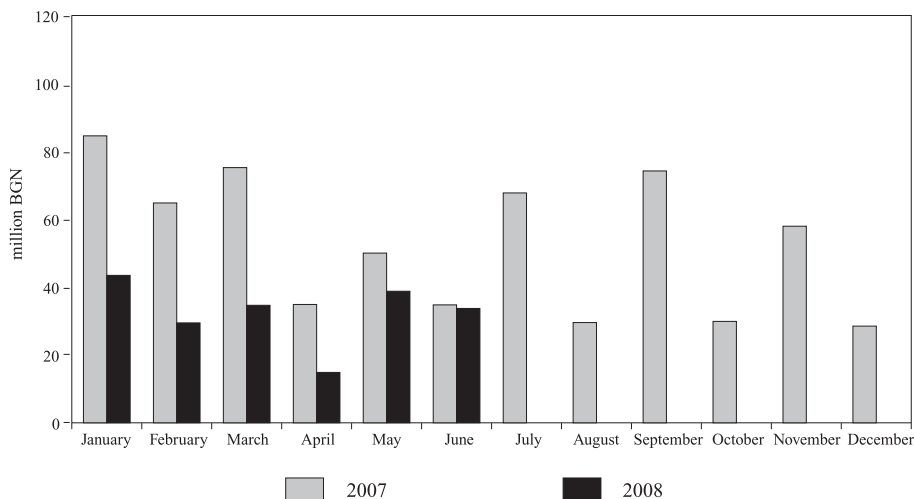
Chart 1

Bids Received and Government Securities Sold at Auctions



Note: The five- and ten-year government securities issues are tap issues. The above dates indicate the auction dates.

Sales of Government Securities Issues



In the review period the yield attained in the primary market as a whole reflected the demand for government securities. The yield on the five-year treasury bonds came to 5.6 per cent: down by 0.9 percentage points compared with the previous opening of an issue with the same maturity in February 2008 (Charts 5, 6 and 8).

In the month under review reverse repurchased securities earmarked for direct sale to individuals accounted for BGN 6.79 thousand (Chart 12).

Prices of Issues Sold per BGN 100 Nominal Value

MAY 2008

10-year BG2040008216	
--------------------------------	--

Minimum	94.35
Average-weighted	95.36
Maximum	96.65

JUNE 2008

5-year BG2030008119	
-------------------------------	--

Minimum	93.99
Average-weighted	94.88
Maximum	97.35

Chart 3

Dynamics of the Average Annual Yield of Primary Market Government Securities

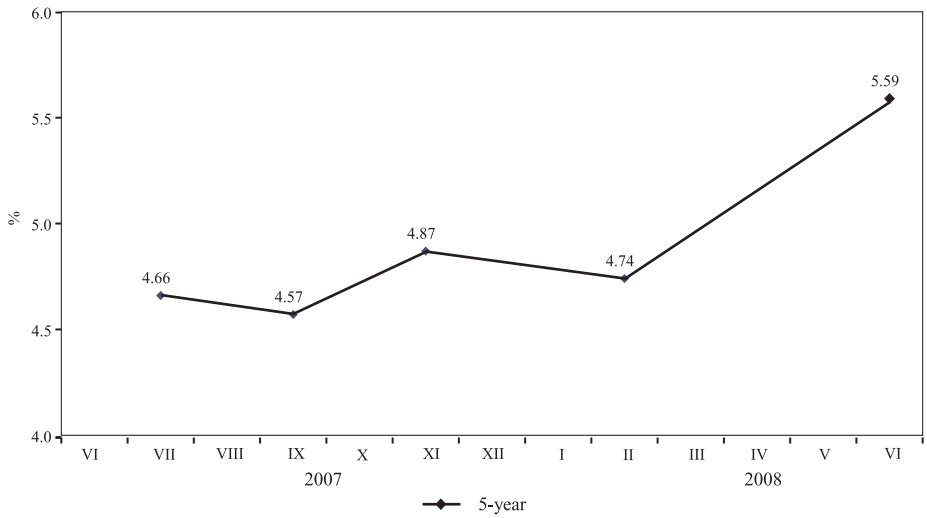
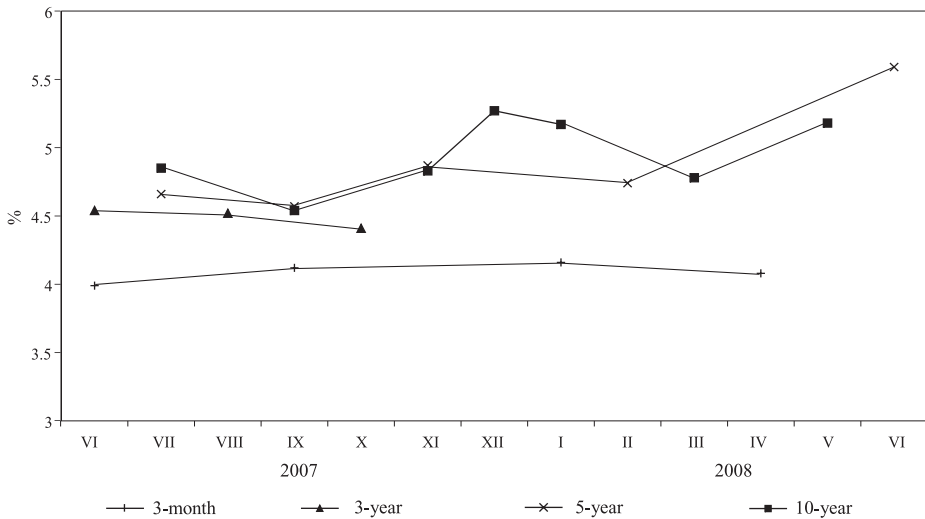


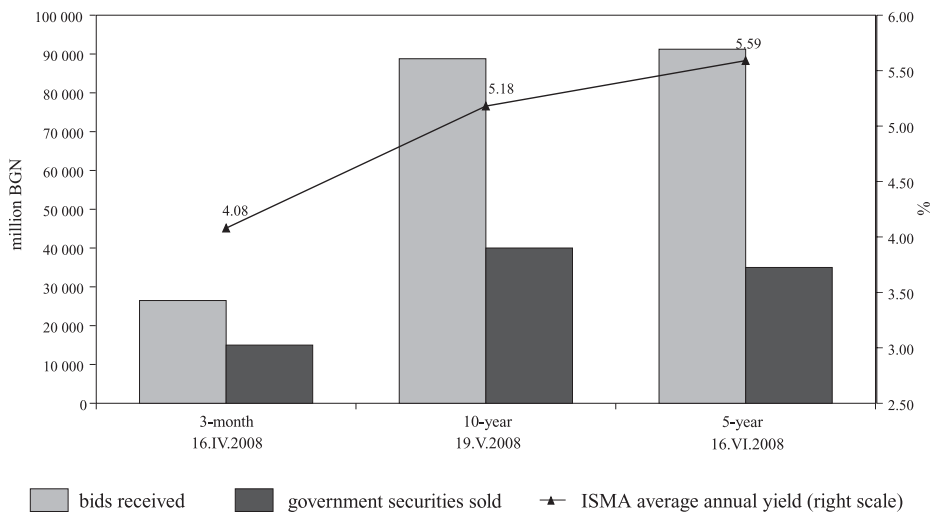
Chart 4

Yield of Primary Market Government Securities by Type



Note: Yield on an effective annual basis.

Yield and Sales of Government Securities



Note: five- and ten-year government securities issues are tap issues. The above dates indicate the auction dates.

Government Securities Bought in the Primary Market through Competitive and Non-competitive Bids

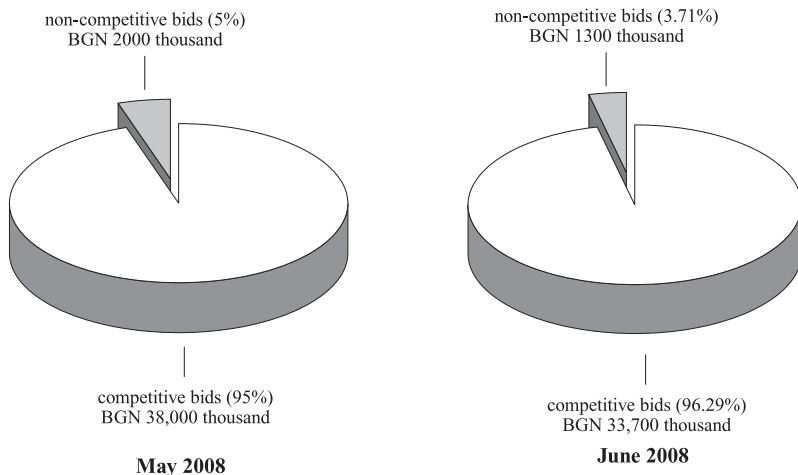
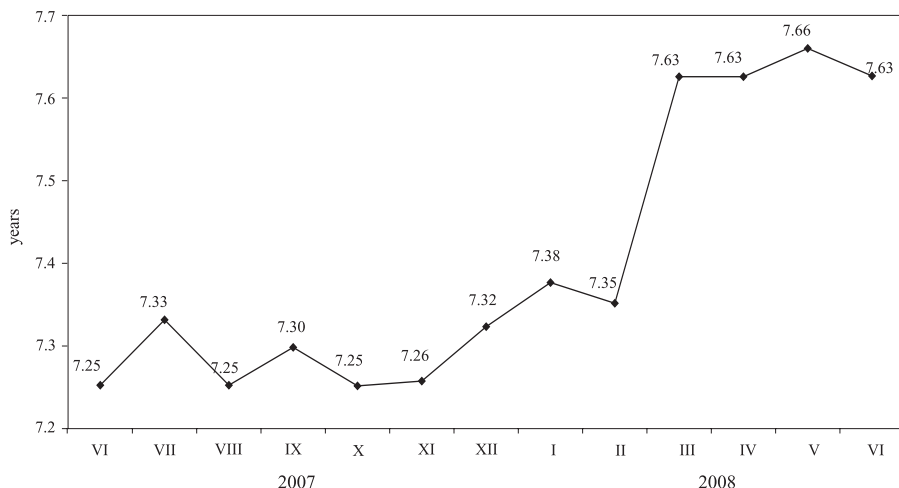


Chart 7

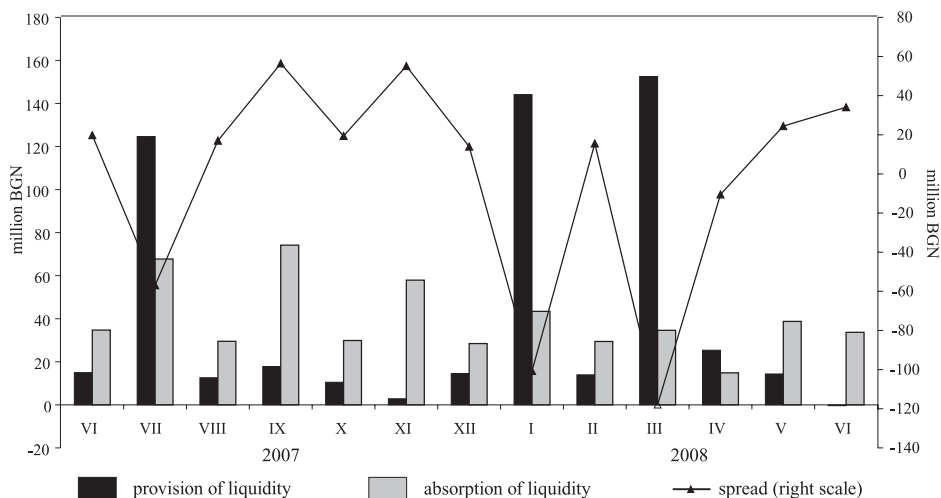
Average Term of Outstanding Government Securities Issues by Year



Note: The average term is calculated on the basis of the maturity structure of issued government securities.

Chart 8

Liquidity Provision and Absorption through Government Securities Maturities and Issues



Pending Payments on Government Securities in August 2008

(BGN'000)

Government securities	Monday	Tuesday	Wednesday	Thursday	Friday
					1
Bonds Target issues					
	4	5	6	7	8
Bonds Target issues	2068.63 224.19	3067.52		2834.43	1746.69
	11	12	13	14	15
Bills Bonds Target issues	1889.62				
	18	19	20	21	22
Bonds Target issues	1864.75		1373.70		
	25	26	27	28	29
Bonds Target issues	8.17				

Note: When the payment day is not a business day, payment is effected on the following business day.

Calendar of Government Securities Issues in August 2008

In August no auctions will be organised.

By end-June 2008 domestic government debt totaled BGN 3,119,767.1 thousand in nominal terms. The share of government securities issues in total debt was 89.7 per cent (BGN 2,797,753.8 thousand) and that of government securities issued for structural reform 10.3 per cent (BGN 322,013.3 thousand, Chart 9).

Government securities issued since early 2008 amounted to BGN 200,000 thousand. Redeemed government securities accounted for BGN 240,521.3 thousand. Issued government securities and effected payments led to a change in the maturity structure of the five-year government securities: their share increased to 25.4 per cent at the expense of the other government securities whose shares decreased (Chart 10). The average-weighted maturity of government securities issues was seven years and eight months. Government securities issued for structural reform amounted to BGN 322,013.3 thousand by the end of the review month.

Debt foreign exchange structure experienced slight changes in June (Chart 11). The shares of government securities in US dollars and euro decreased to 4.3 per cent and 18.9 per cent respectively, while the share of government securities in levs increased to 76.8 per cent on the previous month. The maturity structure also changed. Short-term government securities reached 0.5 per cent, while medium-term government securities increased to 31.6 per cent at the expense of long-term government securities which decreased to 67.9 per cent (Chart 12). Government securities with fixed interest coupons comprised 89.7 per cent and government securities with floating interest coupons 10.3 per cent.

Since early-2008 interest and discounts paid on government securities issued on the domestic market totaled BGN 82,084.6 thousand. Payments on government securities issues amounted to BGN 73,711.4 thousand or 89.8 per cent of the total repaid interest and discounts (Chart 16). Interest paid on seven-year bonds occupied the largest share, 35.4 per cent, followed by interest payments on ten-year bonds, 26.9 per cent (Chart 15).

Domestic Government Debt

(BGN'000)

Structure	Amount as of 31 Dec. 2007	Change in 2008		Amount as of 30 June 2008
		increase	decrease	
1. DEBT ON GOVERNMENT SECURITIES ISSUES				
1. Government securities issued in 2001	30 000.0	-	-	30 000.0
1.1. Long-term	30 000.0	-	-	30 000.0
7-year	30 000.0	-	-	30 000.0
2. Government securities issued in 2002	324 920.0	-	-	324 920.0
2.1. Long-term	324 920.0	-	-	324 920.0
7-year	240 000.0	-	-	240 000.0
10-year	84 920.0	-	-	84 920.0
3. Government securities issued in 2003	780 945.2	-	75 000.0	705 945.2
3.1. Medium-term	175 000.0	-	75 000.0	100 000.0
5-year	175 000.0	-	75 000.0	100 000.0
3.2. Long-term	605 945.2	-	-	605 945.2
7-year	310 362.2	-	-	310 362.2
EUR-denominated (lev equivalent)	205 362.2	-	-	205 362.2
10-year	100 000.0	-	-	100 000.0
15-year	195 583.0	-	-	195 583.0
EUR-denominated (lev equivalent)	195 583.0	-	-	195 583.0
4. Government securities issued in 2004	268 414.9	-	58.0	268 356.9
4.1. Medium-term	108 414.9	-	58.0	108 356.9
5-year	108 414.9	-	58.0	108 356.9
EUR-denominated (lev equivalent)	8 414.9	-	58.0	8 356.9
4.2. Long-term	160 000.0	-	-	160 000.0
7-year	80 000.0	-	-	80 000.0
10-year	80 000.0	-	-	80 000.0
5. Government securities issued in 2005	401 265.1	-	150 463.3	250 801.8
5.1. Medium-term	251 265.1	-	150 463.3	100 801.8
3-year	150 461.7	-	150 461.7	0.0
5-year	100 803.4	-	1.6	100 801.8
EUR-denominated (lev equivalent)	803.4	-	1.6	801.8
5.2. Long-term	150 000.0	-	-	150 000.0
10-year	150 000.0	-	-	150 000.0
6. Government securities issued in 2006	452 730.0	-	-	452 730.0
6.1. Medium-term	282 730.0	-	-	282 730.0
3-year	127 730.0	-	-	127 730.0
5-year	155 000.0	-	-	155 000.0
6.2. Long-term	170 000.0	-	-	170 000.0
10-year	170 000.0	-	-	170 000.0
7. Government securities issued in 2007	580 000.0	-	-	580 000.0
7.1. Medium-term	330 000.0	-	-	330 000.0
3-year	150 000.0	-	-	150 000.0
5-year	180 000.0	-	-	180 000.0
7.2. Long-term	250 000.0	-	-	250 000.0
10-year	250 000.0	-	-	250 000.0
8. Government securities issued in 2008	-	200 000.0	15 000.0	185 000.0
8.1. Short-term	-	30 000.0	15 000.0	15 000.0
3-month	-	30 000.0	15 000.0	15 000.0
8.2. Medium-term	-	65 000.0	-	65 000.0
5-year	-	65 000.0	-	65 000.0
8.3. Long-term	-	105 000.0	-	105 000.0
10-year	-	105 000.0	-	105 000.0
TOTAL (I)	2 838 275.1	200 000.0	240 521.3	2 797 753.8

(continued)

(continued)

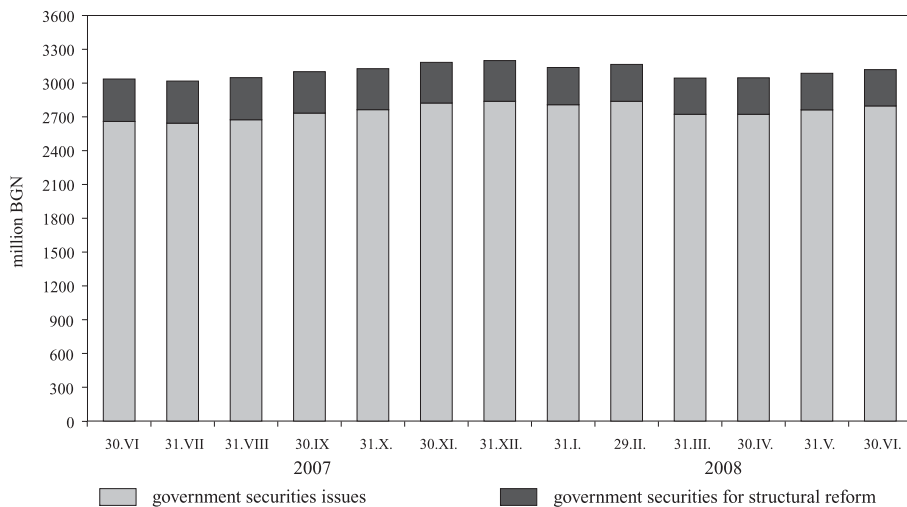
(BGN'000)

Structure	Amount as of 31 Dec. 2007	Change in 2008		Amount as of 30 June 2008
		increase	decrease	
II. DEBT ON GOVERNMENT SECURITIES ISSUED FOR STRUCTURAL REFORM				
1. Long-term government bonds issued pursuant to CM Decree No. 244 of 1991	1 100.7	-	275.2	825.5
2. Long-term government bonds issued pursuant to CM Decree No. 234 of 1992	1 271.8	-		1 271.8
3. Long-term government bonds issued pursuant to Articles 4 and 5 of ZUNK of 1993 in BGN	4 736.9	-		4 736.9
denominated in USD	118 668.3		9 889.0	108 779.3
lev equivalent	157 973.6			134 961.4
denominated in EUR	100 237.0	-	8 353.1	91 884.0
lev equivalent	196 046.6			179 709.4
4. Long-term government bonds issued pursuant to CM Decree No. 3 of 1994	508.2	-		508.2
TOTAL (II)	361 637.9			322 013.3
DOMESTIC GOVERNMENT DEBT, TOTAL	3 199 913.0			3 119 767.1

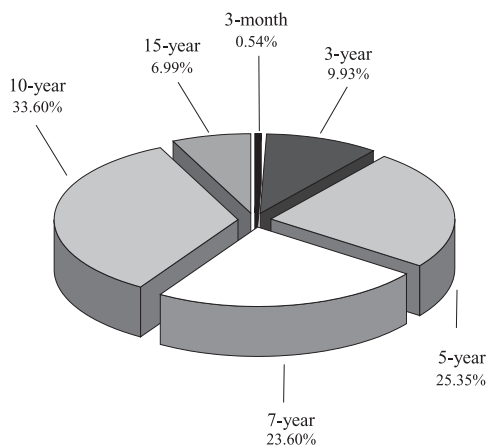
Notes: 1. Data at nominal value.

2. The lev equivalent of the debt denominated in foreign currency is based on BNB exchange rate of the relevant currency against the lev for the last business day of the respective period.

Changes in Domestic Government Debt

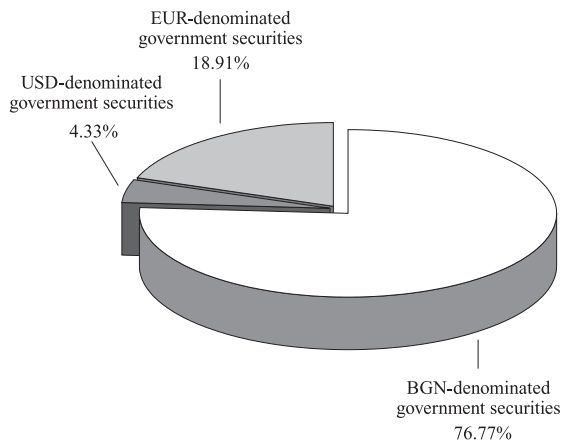


Outstanding Government Securities Issues as of 30 June

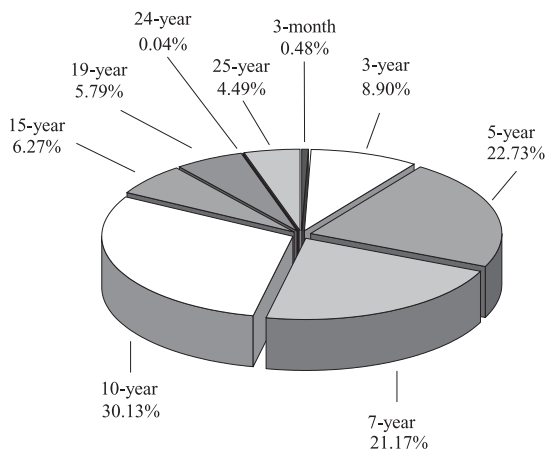


Note: The average-weighted maturity of government securities issues is seven years and eight months.

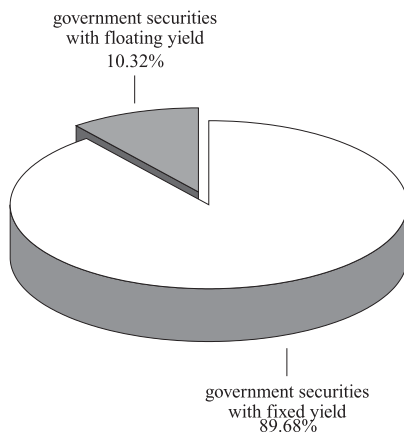
Currency Composition of Outstanding Government Securities as of 30 June



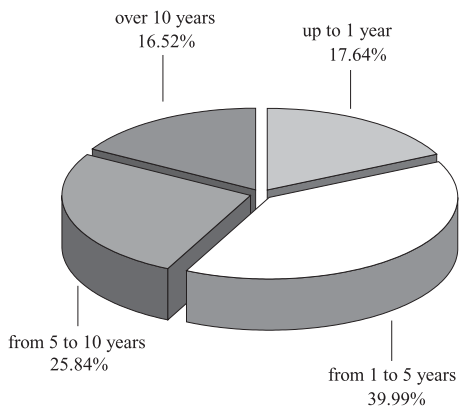
Maturity Structure of Outstanding Government Securities as of 30 June



Shares of Outstanding Government Securities with Fixed and Floating Yield as of 30 June



Residual Maturity of Domestic Government Debt as of 30 June



Expenditure on Domestic Debt between 1 January and 30 June 2008

(BGN'000)

Debt structure	Amount of repaid interest (discount)
I. DEBT ON GOVERNMENT SECURITIES ISSUES	
1. Government securities issued in 2001	1 118.9
1.1. Long-term	1 118.9
7-year	1 118.9
2. Government securities issued in 2002	11 805.3
2.1. Long-term	8 620.8
7-year	8 620.8
10-year	3 184.5
3. Government securities issued in 2003	28 636.0
3.1. Medium-term	4 514.7
5-year	4 514.7
3.2. Long-term	24 121.3
7-year	14 918.0
10-year	3 335.8
15-year	5 867.5
4. Government securities issued in 2004	6 614.2
4.1. Medium-term	2 601.4
5-year	2 601.4
4.2. Long-term	4 012.7
7-year	1 915.6
10-year	2 097.1
5. Government securities issued in 2005	7 751.6
5.1. Medium-term	4 537.9
3-year	2 622.8
5-year	1 915.1
5.2. Long-term	3 213.7
10-year	3 213.7
6. Government securities issued in 2006	7 114.3
6.1. Short-term	1 770.7
3-month	1 770.7
6.2. Medium-term	2 344.1
5-year	2 344.1
6.3. Long-term	2 999.5
10-year	2 999.5
7. Government securities issued in 2007	11 859.2
7.1. Short-term	2 873.4
3-month	2 873.4
7.2. Medium-term	3 629.6
5-year	3 629.6
7.3. Long-term	5 356.2
10-year	5 356.2
8. Government securities issued in 2008	-1 188.1
8.1. Short-term	156.4
3-month	156.4
8.2. Medium-term	-483.0
5-year	-483.0
8.3. Long-term	-861.5
10-year	-861.5
TOTAL (I)	73 711.3

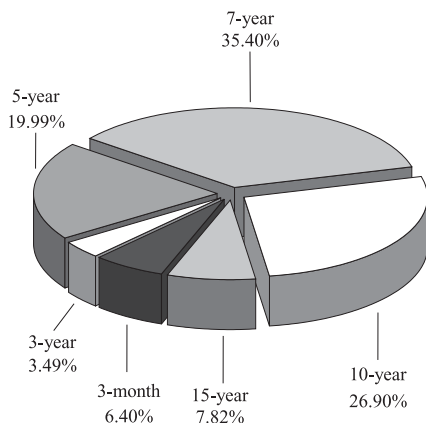
(continued)

(continued)

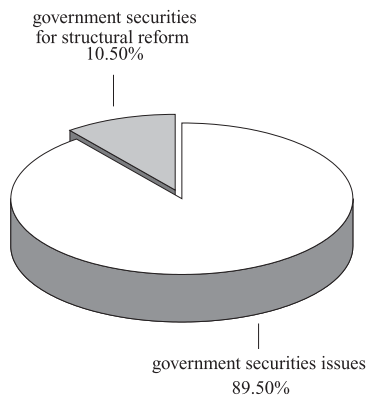
(BGN'000)

Debt structure	Amount of repaid interest (discount)
II. DEBT ON GOVERNMENT SECURITIES ISSUED FOR STRUCTURAL REFORM	
A. Debt on government securities issued to settle non-performing loans of state-owned companies to banks	
1. Bonds issued pursuant to CM Decree No. 244 of 1991	27.3
2. Bonds issued pursuant to CM Decree No. 234 of 1992	26.8
3. Bonds issued pursuant to Articles 4 and 5 of ZUNK of 1993	8 319.1
lev bonds	92.8
USD-denominated bonds (in BGN at the current exchange rate)	4 239.6
EUR-denominated bonds (in BGN at the fixed exchange rate)	3 986.6
4. Bonds issued pursuant to CM Decree No. 3 of 1994	0.0
Total (A)	8 373.2
TOTAL (II)	8 373.2
EXPENDITURE ON GOVERNMENT DOMESTIC DEBT, TOTAL	82 084.5

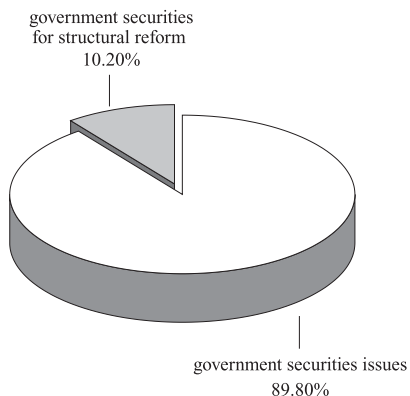
Structure of Expenditure on Government Securities Issues as of 30 June



Structure of Expenditure on Domestic Government Debt



30 June 2007



30 June 2008

By end-June external government debt totaled EUR 3140.8 million in nominal terms.

During the period under review new external financing came to BGN 3842.9 thousand. Payments on the debt totaled BGN 65,028.6 thousand, including principal payments of BGN 40,884.4 thousand and interest payments of BGN 24,144.2 thousand. The bulk of payments was made on government loans from the World Bank (BGN 10,579.1 thousand) and from the European Investment Bank (EIB) (BGN 6627.9 thousand). Interest was paid mainly to the World Bank (BGN 8690.2 thousand) and to the EIB (BGN 4541.2 thousand).

Certain changes occurred in foreign exchange debt structure as a result of effected payments. Debt in euro increased on the previous month, reaching 68.77 per cent. The shares of debt denominated in US dollars and in other currencies decreased to 27.34 per cent and 3.89 per cent respectively by the close of June. Debt interest structure also changed slightly. Debt with floating interest rates reached 28.39 per cent against 71.61 per cent of debt with fixed interest rates. The average-weighted residual term to maturity of the external debt was eight years and six months.

The structure of external debt by type of creditor was as follows: debt on other bonds (global bonds and eurobonds) comprising 52.3 per cent, to the World Bank 18.2 per cent and on government investment loans 20.9 per cent. Obligations to the European Union accounted for 3.1 per cent and to the Paris Club 4.2 per cent.

External Government Debt

(million EUR)

Structure	as of 31.XII. 2007	2008			
		as of 31.III.	as of 30.IV.	as of 31.V.	as of 30.VI.
I. Bonds	1 700.3	1 639.0	1 653.1	1 654.7	1 641.4
1. Bonds	1 700.3	1 639.0	1 653.1	1 654.7	1 641.4
II. Credits	1 826.5	1 541.8	1 525.5	1 521.3	1 499.4
1. Paris Club	138.5	132.2	132.2	132.2	132.2
2. World Bank	870.5	604.4	574.8	574.6	570.7
2.1. World Bank	817.7	548.7	548.7	548.7	546.3
2.2. JBIC (JEXIM)	52.8	55.7	26.1	25.9	24.4
3. European Union	127.5	96.3	96.3	96.3	96.3
4. Other	31.6	31.6	31.6	31.6	25.3
5. Government investment loans	637.4	658.3	671.6	667.5	656.0
5.1. World Bank	185.7	188.7	194.2*	195.0*	191.6
5.2. European Investment Bank	314.5	329.8	340.1	337.5	333.4
5.3. EBRD	2.2	2.0	2.1	0.8	0.8
5.4. Other	135.0	137.9	135.2	134.2	130.2
6. Called government guarantees	21.0	19.0	19.0	19.0	19.0
6.1. World Bank	21.0	19.0	19.0	19.0	19.0
EXTERNAL GOVERNMENT DEBT	3 526.7	3 180.8	3 178.6	3 176.0	3 140.8

Notes: 1. Debt reported at nominal value.

2. Debt recalculation in in euro is based on BNB central exchange rates of the relevant currencies against the Bulgarian lev valid for the last business day of each period.

3. Preliminary data for the last month.

* Revised data.

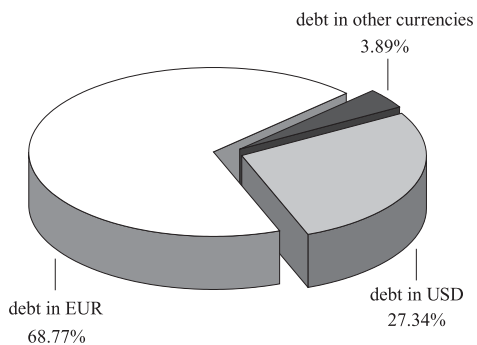
New External Financing and External Government Debt Payments as of 30 June

(BGN'000)

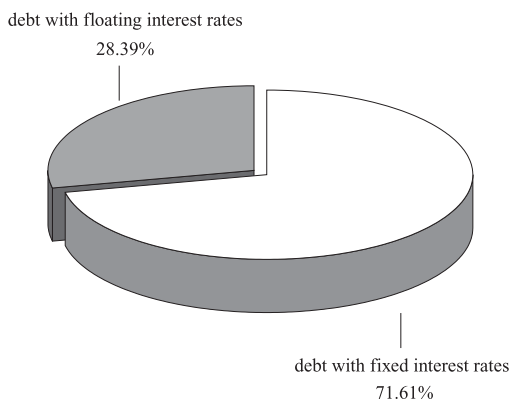
Structure	Received loans (tranches)	Payments, incl.	
		installments	interest
External government debt	95 361.5	727 190.7	270 590.3
I. Bonds	-	-	191 849.9
1. Bonds	-	-	191 849.9
II. Loans	95 361.5	727 190.7	78 740.4
1. Paris Club	-	12 314.3	4 603.2
2. World Bank	-	587 508.5	34 958.5
2.1. World Bank	-	529 886.7	33 997.2
2.2. JBIC (JEXIM)	-	57 621.8	961.3
3. G24	-	-	-
4. European Union	-	61 119.7	5 862.4
5. IMF	-	-	-
6. Other	-	12 355.7	1 645.3
7. Government investment loans	95 361.5	50 215.4	30 644.2
7.1. World Bank	23 654.7	11 857.7	9 507.6
7.2. European Investment Bank	71 051.2	27 801.7	14 586.5
7.3. EBRD	-	2 417.4	118.0
7.4. Other	655.6	8 138.6	6 432.1
8. Called government guarantees	-	3 677.2	1 026.8
8.1. World Bank	-	3 677.2	1 026.8
8.2. European Investment Bank	-	-	-
8.3. Other	-	-	-

Notes: 1. Lev equivalence of the new external financing received and payments effected is calculated on the basis of BNB central exchange rates of the respective foreign currencies against the Bulgarian lev valid until 4.00 p.m. on the day of corresponding payment.
2. Preliminary data.

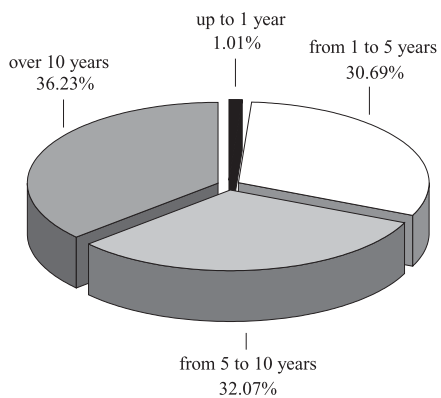
Currency Composition of the External Government Debt as of 30 June



Interest Rate Structure of the External Government Debt as of 30 June



Residual Maturity of the External Government Debt as of 30 June



Note: The average-weighted residual maturity of the external government debt is eight years and six months.

By end-June government debt totaled EUR 4736 million nominal value, including domestic debt of EUR 1595.1 million and external debt of EUR 3140.8 million. The decrease in nominal terms came to some EUR 18.5 million on the previous month due mainly to exchange rate fluctuations.

By end-June *the debt to GDP* ratio came to 15 per cent: down by 0.1 percentage points on end-May level. The value of this indicator for domestic government debt and external government debt accounted for 5.1 per cent and 10 per cent respectively (Chart 20).

Domestic government debt occupied 33.7 per cent and external government debt 66.3 per cent in the debt structure (Chart 21).

The foreign exchange debt structure experienced certain changes due to effected operations. By end-June debt in US dollars reached 19.6 per cent, in euro 52 per cent, in levs 25.9 per cent and in other currencies 2.6 per cent (Chart 22).

In the structure of debt by type of creditor bonds (global bonds and eurobonds) occupied the largest share, totaling 34.7 per cent, followed by domestic debt (government securities) 33.7 per cent, obligations to the World Bank 12.1 per cent, government investment loans 13.9 per cent (Chart 23).

By end-June debt interest structure also experienced changes: debt with fixed interest rates reached 77.7 per cent and debt with floating interest rates comprised 22.3 per cent (Chart 24).

Since early-2008 payments on government debt have totaled BGN 1624.9 million, including domestic debt payments of BGN 352.2 million and external debt payments of BGN 1272.7 million (Chart 25). Payments on domestic government debt and on government investment loans occupied the largest relative share in June.

Payments in euro (recalculated in levs: BGN 845.8 million) dominated the foreign exchange composition of debt payments, followed by payments in levs (BGN 334.2 million) and in US dollars (BGN 99.9 million) (Chart 26).

Government Debt Amount

(million EUR)

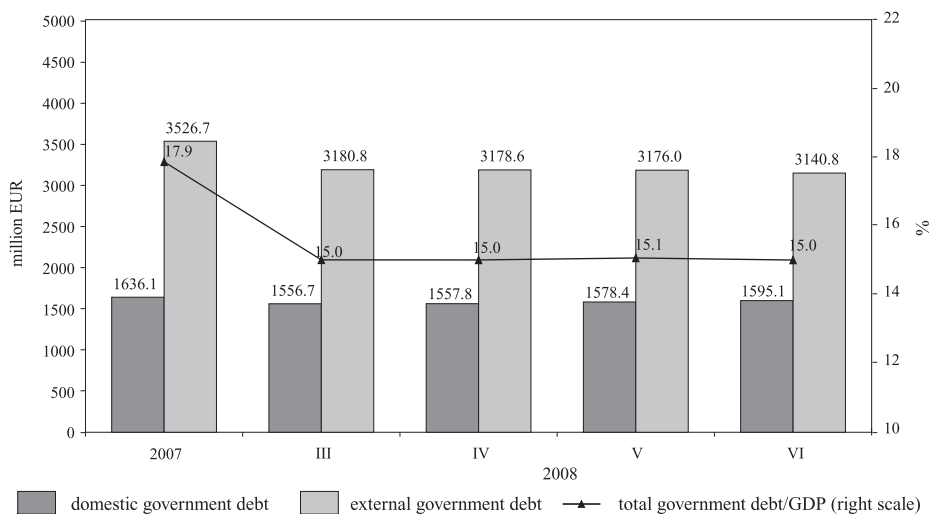
Structure	as of 31.XII. 2007	2008			
		as of 31.III.	as of 30.IV.	as of 31.V.	as of 30.VI.
Domestic government debt	1636.1	1556.7	1557.8	1578.4	1595.1
1. Debt on government securities issues	1451.2	1392.2	1392.2	1412.6	1430.5
2. Government securities issued for structural reform	184.9	164.4	165.6	165.8	164.6
External government debt	3526.7	3180.8	3178.6	3176.0	3140.8
1. Bonds	1700.3	1639.0	1653.1	1654.7	1641.4
2. Loans	1826.5	1541.8	1525.5	1521.3*	1499.4
Government investment loans	637.4	658.3	671.6	667.5*	656.0
Called government guarantees	21.0	19.0	19.0	19.0	19.0
Debt, total	5162.8	4737.5	4736.4	4754.4	4736.0
Debt/GDP (%)	17.9	15.0	15.0	15.1	15.0
Domestic government debt/GDP (%)	5.7	4.9	4.9	5.0	5.1
External government debt/GDP (%)	12.2	10.1	10.1	10.1	10.0

- Notes:**
1. Debt at nominal value.
 2. Revised GDP projection for 2008: BGN 61,711 million. Revised GDP projection for 2007: BGN 56,519.8 million.
 3. Debt recalculation in euro is based on BNB central exchange rates of the relevant currencies against the Bulgarian lev valid for the last business day of each period.
 4. Preliminary data for the last month.

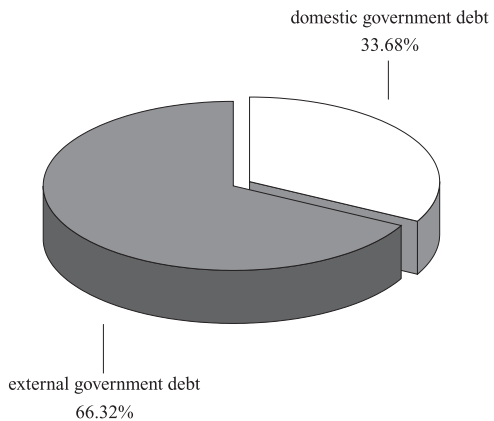
* Revised data.

Chart 20

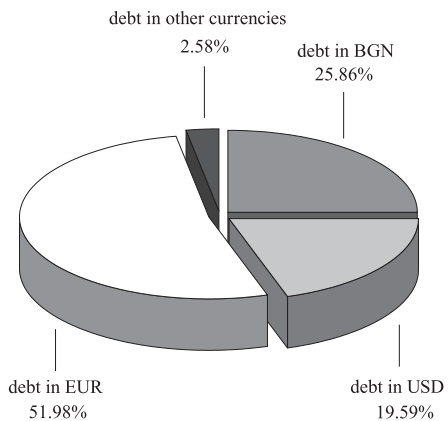
Dynamics of Domestic and External Government Debt



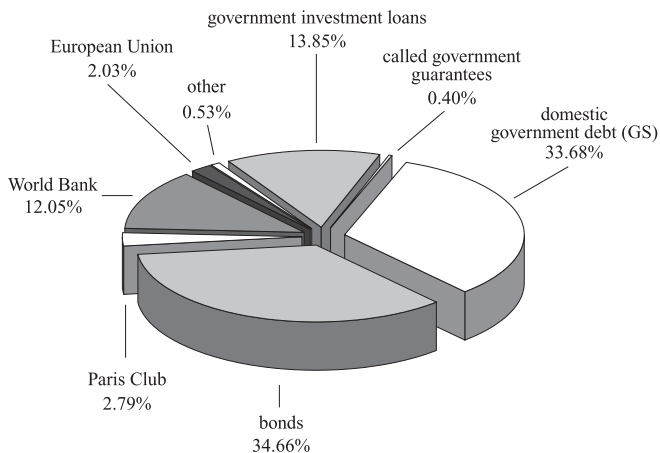
Government Debt Structure as of 30 June



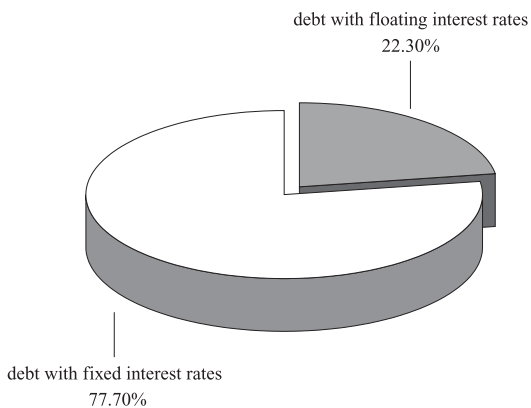
Government Debt Currency Structure as of 30 June



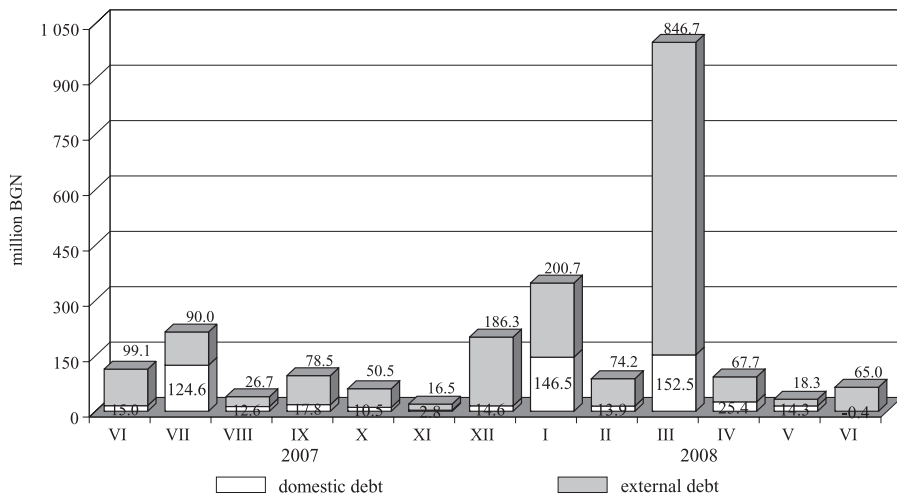
Government Debt Structure by Creditor as of 30 June



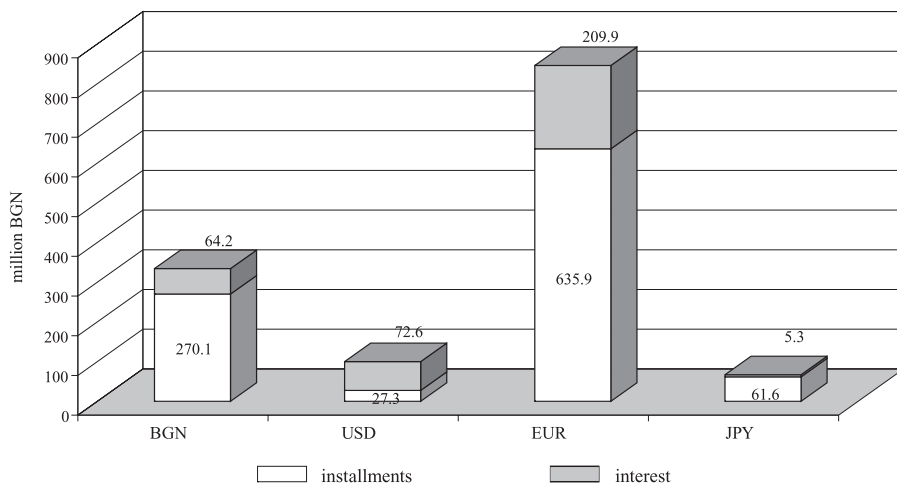
Government Debt Interest Rate Structure as of 30 June



Government Debt Payments



Currency Structure of Government Debt Payments as of 30 June



Government Securities Issued in Domestic Market and Held by Non-residents

(BGN'000)

Government securities type	31.XII. 2007	2008				
		31.I.	29.II.	31.III.	30.IV.	31.V.
Government securities issues	17 133.1	40 104.7	65 386.6	55 386.6	58 562.5	58 252.5
– in BGN	-	22 971.6	48 253.5	38 253.5	40 671.1	40 361.1
– in EUR	17 133.1	17 133.1	17 133.1	17 133.1	17 891.4	17 891.4
Government securities issued for structural reform	1 380.2	1 264.5	1 263.4	1 261.1	1 262.0	1 225.1
– in EUR	1 317.2	1 207.4	1 207.4	1 207.4	1 207.4	1 207.4
– in USD	63.0	57.1	56.0	53.7	54.6	17.8
Total	18 513.3	41 369.2	66 650.0	56 647.7	59 824.5	59 477.6

Government Securities Issued in International Markets and Held by Residents

(million EUR)

Government securities type	31.XII. 2007	2008				
		31.I.	29.II.	31.III.	30.IV.	31.V.
Eurobonds						
Global bonds	487.3	469.2	440.6	435.1	476.8	489.0
– in EUR	304.1	301.0	263.0	269.7	302.2	301.3
– in USD	183.2	168.2	177.5	165.4	174.6	187.7
Total	487.3	469.2	440.6	435.1	476.8	489.0

Note: Preliminary data for May.

By end-June government guaranteed debt totaled EUR 567.4 million nominal value. The increase in nominal terms came to some EUR 1.7 million on the previous month due mainly to received tranches.

By end-June the *government guaranteed debt to GDP* ratio came to 1.8 per cent, retaining its previous month level.

Used amounts came to BGN 25,717.3 thousand while payments on the debt totaled BGN 21,514.6 thousand, including principal payments of BGN 15,257.8 thousand and interest payments of BGN 6256.8 thousand.

The foreign exchange structure of government guaranteed debt experienced certain changes due to effected operations. By end-June debt in US dollars reached 16.49 per cent, in euro 53.77 per cent and in other currencies 29.74 per cent (Chart 27).

Government guaranteed debt interest structure also changed. Debt with fixed interest rates reached 42.84 per cent and that with floating interest rates 57.16 per cent (Chart 28).

In the structure of government guaranteed debt by sector *energy* occupied the largest share (77.54 per cent), followed by *transport* (13.15 per cent) and *other industries* (9.31 per cent) (Chart 29).

Government Guaranteed Debt

(million EUR)

Structure	as of 31.XII. 2007	2008			
		as of 31.III.	as of 30.IV.	as of 31.V.	as of 30.VI.
Government guaranteed debt	546.9	567.1	565.0	565.7	567.4
I. Domestic government guaranteed debt	-	-	-	-	-
II. External government guaranteed debt	546.9	567.1	565.0	565.7	567.4
1. World Bank	82.3	77.8	78.8	78.9	76.3
2. European Investment Bank	5.9	5.9	5.9	5.9	5.4
3. EBRD	42.4	38.2	38.7	38.8	39.4
4. Other	416.3	445.2	441.5	442.2	446.3
Government guaranteed debt/GDP (%)	1.9	1.8	1.8	1.8	1.8

- Notes:**
1. Debt at nominal value.
 2. Debt recalculation in euro is based on BNB exchange rates of the relevant currencies against the Bulgarian lev valid for the last business day of each period.
 3. Preliminary data for the last month.

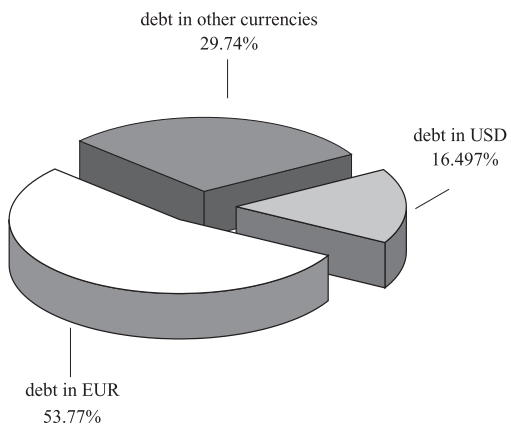
New External Financing and Government Guaranteed Debt Payments as of 30 June

(BGN'000)

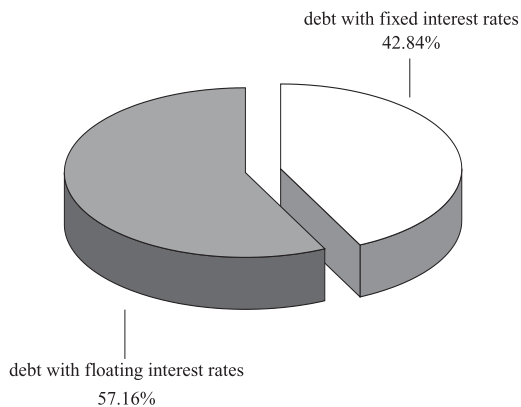
Structure	Received loans (tranches)	Payments, incl.	
		installments	interest
I. Domestic government guaranteed debt	-	-	-
II. External government guaranteed debt	92 293.4	36 173.0	27 489.1
1. World Bank	2 285.2	10 261.0	4 703.8
2. European Investment Bank	-	1 068.0	287.4
3. EBRD	5 240.8	9 868.5	2 400.8
4. Other	84 767.4	14 975.5	20 097.2
GOVERNMENT GUARANTEED DEBT	92 293.4	36 173.0	27 489.1

- Notes:**
1. Lev equivalence of the new external financing received and payments effected is calculated on the basis of BNB central exchange rates of the respective foreign currencies against the Bulgarian lev valid until 4.00 p.m. on the day of corresponding payment.
 2. Preliminary data.

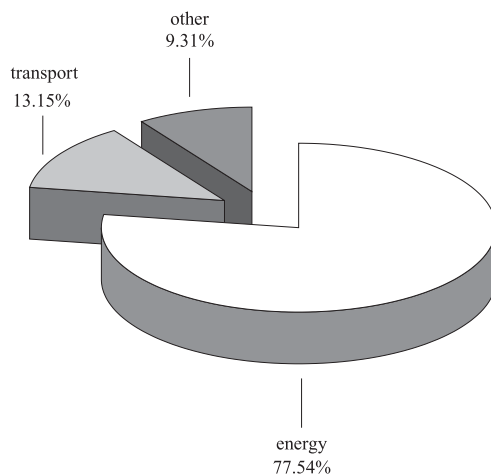
Government Guaranteed Debt Currency Structure as of 30 June



Government Guaranteed Debt Interest Rate Structure as of 30 June



Government Guaranteed Debt by Sector as of 30 June



Government and Government Guaranteed Debt

(million EUR)

Structure	as of 31.XII. 2007	2008			
		as of 31.III.	as of 30.IV.	as of 31.V.	as of 30.VI.
Domestic debt	1 636.1	1 556.7	1 557.8	1 578.4	1 595.1
I. Domestic government debt	1 636.1	1 556.7	1 557.8	1 578.4	1 595.1
II. Domestic government guaranteed debt	-	-	-	-	-
External government debt	4 073.6	3 747.9	3 743.6	3 741.8	3 708.3
I. External government debt	3 526.7	3 180.8	3 178.6	3 176.0*	3 140.8
II. External government guaranteed debt	546.9	567.1	565.0	565.7	567.4
Debt, total	5 709.7	5 304.5	5 301.4	5 320.2	5 303.4
Debt/GDP (%)	19.8	16.8	16.8	16.9	16.8
Domestic government debt/GDP (%)	5.7	4.9	4.9	5.0	5.1
External government debt/GDP (%)	14.1	11.9	11.9	11.9	11.8

Notes: 1. Debt at nominal value.

2. Revised GDP projection for 2008: BGN 61,711 million. Revised GDP projection for 2007: BGN 56,519.8 million.

3. Debt recalculation in euro is based on BNB exchange rates of the relevant currencies against the Bulgarian lev valid for the last business day of each period.

4. Preliminary data for the last month.

* Revised data.

Municipal Debt and Municipal Guarantees

(BGN'000)

Structure	As of 31.XII.	2008				
	2007	as of 31.I.	as of 29.II.	as of 31.III.	as of 30.IV.	as of 31.V.
I. Domestic municipal debt and municipal guarantees (1+2)	233 781 059.00	227 930 440.00	241 812 872.00	252 940 121.00	252 480 447.00	253 495 019.00
<i>1. Municipal debt (1.1. + 1.2. + 1.3. + 1.4. + 1.5. + 1.6. + 1.7.)</i>	232 921 080.00	227 078 074.00	240 981 872.00	252 119 804.00	251 670 813.00	252 692 998.00
1.1. Government securities issues (at nominal value as of corresponding period)	56 494 571.00	56 494 571.00	55 161 236.00	60 215 892.00	60 215 892.00	59 080 248.00
1.2. Debt under municipal land contracts	151 263 311.00	145 572 790.00	160 030 407.00	163 219 506.00	162 851 685.00	164 097 985.00
1.3. Debt of municipal enterprises under Article 52 of the Law on Municipal Property	-	-	-	-	-	-
1.4. Callable municipal guarantees	-	-	-	-	-	-
1.5. Noninterest-bearing loans, extended under Article 43, paragraph 1 of the Law on the Structure of the State Budget for financing temporary municipal budget deficit	-	-	-	-	-	-
1.6. Central budget noninterest-bearing loans, extended for financing expenditure till its recovery under programs co-financed by the EU	21 990 704.00	21 990 132.00	22 823 179.00	25 917 244.00	25 916 672.00	26 655 828.00
1.7. Obligations under commercial loan and financial leasing contracts of over two years	3 172 494.00	3 020 581.00	2 967 050.00	2 767 162.00	2 658 115.00	2 858 937.00
2. Municipal guarantees	859 979.00	852 366.00	831 000.00	820 317.00	809 634.00	802 021.00
II. External municipal debt and municipal guarantees (1+2)	164 106 136.59	174 282 390.24	173 980 441.87	180 492 109.87	176 058 875.59	169 050 100.20
<i>1. Municipal debt (1.1. + 1.2. + 1.3.)</i>	111 199 761.59	121 376 015.24	121 074 066.87	127 585 734.87	125 341 269.94	118 332 494.55
in original currency	-	-	-	-	-	-
1.1. Government securities issues (at nominal value as of corresponding period) in original currency	-	-	-	-	-	-
1.2. Debt under municipal land contracts (lev equivalent)	111 199 761.59	121 376 015.24	121 074 066.87	127 585 734.87	125 341 269.94	118 332 494.55
in USD	3 000 000.00	3 000 000.00	3 000 000.00	3 000 000.00	3 000 000.00	3 000 000.00
in JPY	4 746 379 999.00	4 758 147 185.00	4 758 147 185.00	5 289 969 907.15	5 289 969 907.15	5 289 969 907.15
in EUR	14 539 946.00	19 008 425.00	19 008 425.00	19 008 425.00	19 008 425.00	15 739 172.63
1.3. Callable municipal guarantees in original currency	-	-	-	-	-	-
2. Municipal guarantees (lev equivalent) in EUR	52 906 375.00	52 906 375.00	52 906 375.00	52 906 375.00	50 717 605.65	50 717 605.65
in EUR	27 050 600.00	27 050 600.00	27 050 600.00	27 050 600.00	25 931 500.00	25 931 500.00
III. Municipal debt and municipal guarantees, total (I+II)	397 887 195.59	402 212 830.24	415 793 313.87	433 432 230.87	428 539 322.59	422 545 119.20

- Notes:
- The table has been structured under Article 3 of the Law on Municipal Property.
 - The loan extended by the Council of Europe Development Bank (CEB) to the Republic of Bulgaria under the *Building and Rehabilitation of Houses for Rom Families* project (utilized by the Sofia Municipality) represents external municipal debt and is reported under 1.2. *Debt under municipal land contracts*. This loan has been guaranteed by the government and is reported in the *Government and Government Guaranteed Debt* table, *Government guaranteed debt*.
 - The loan extended by the Japan Bank for International Cooperation (JBIC) to the Sofia Municipality under the Loan Agreement is an external municipal debt and is reported under II. External municipal debt and municipal guarantees 1.2. *Debt under municipal land contracts*. Pursuant to the Guarantee Agreement concluded between the Government of Bulgaria and the Government of Japan under the Loan Agreement, this loan is guaranteed by the Bulgarian Government and is reported in the *Government and Government Guaranteed Debt* table, *External debt, II. Government guaranteed debt*.
 - Debt recalculation in US dollars, euro and in Japanese yen is based on the BNB central exchange rates of the relevant currencies against the Bulgarian lev valid for the last business day of each period.

Social Security Funds Debt

(BGN'000)

Structure	As of 31.XII. 2007	2008				
		as of 31.I.	as of 29.II.	as of 31.III.	as of 30.IV.	as of 31.V.
Domestic debt	26 971.5	26 958.6	26 937.6	26 894.9	26 912.5	26 914.6
I. National Insurance Institute	26 971.5	26 958.6	26 937.6	26 894.9	26 912.5	26 914.6
1. Other*	26 971.5	26 958.6	26 937.6	26 894.9	26 912.5	26 914.6
2. Loans from the republican budget	-	-	-	-	-	-
II. National Health Insurance Fund	-	-	-	-	-	-
III. Teachers' Pension Fund	-	-	-	-	-	-
External debt	-	-	-	-	-	-

Note: Debt recalculation in US dollars and in euro is based on the BNB central exchange rates of the relevant currencies against the Bulgarian lev valid for the last business day of each period.

*This loan was extended by the Ministry of Finance to the National Insurance Institute under a subloan agreement concluded on the basis of the loan agreement between the Republic of Bulgaria and the International Bank for Reconstruction and Development (the World Bank) under the *Social Insurance Administration* project.

7

CONSOLIDATED GOVERNMENT DEBT AMOUNT

(million EUR)

Structure	As of 31.XII. 2007	2008				
		as of 31.I.	as of 29.II.	as of 31.III.	as of 30.IV.	as of 31.V.
I. Consolidated government debt	5 338.8	5 309.2	5 278.0	4 931.6	4 929.1	4 944.1
1. Central government debt	5 162.8	5 131.0	5 092.9	4 737.5	4 736.4	4 754.4
2. Social security funds debt	0.0	0.0	0.0	0.0	0.0	0.0
3. Municipal debt	175.9	178.2	185.1	194.1	192.8*	189.7
Consolidated government debt/GDP (%)	18.5	16.8	16.7	15.6	15.6	15.7

- Notes:**
- As of 1 April 2004 statistical reporting of total government, government guaranteed and consolidated debts has changed. The practice adopted as of January 2003 of reporting bond obligations at acquisition value has been discontinued. After the change, securities included in domestic and external debt are reported at nominal value.
 - Revised GDP projection for 2008: BGN 61,711 million. GDP projection for 2007: BGN 56,519.8 million.
 - Debt recalculation in euro is based on the BNB central exchange rates of the relevant currencies against the Bulgarian lev valid for the last business day of each period.
 - The loan extended by the Ministry of Finance to the National Insurance Institute under a subloan agreement concluded on the basis of the loan agreement between the Republic of Bulgaria and the International Bank for Reconstruction and Development (the World Bank) under the *Social Insurance Administration* project is excluded from 2. *Social security funds debt* and is reported under 1. *Central government debt*.
 - The loan extended by the Japan Bank for International Cooperation (JBIC) to the Sofia Municipality under the Loan Agreement represents an external municipal debt and is reported under *Consolidated government debt*, 3. *Municipal debt*. Pursuant to the Guarantee Agreement concluded between the governments of Bulgaria and Japan under the Loan Agreement, this loan is guaranteed by the Bulgarian Government.

* Revised data.

APPENDICES

Outstanding Government Securities

Discount Treasury Bills

3-month government securities

Issue No.	BG3010108002
Issue date	16.04.2008
Maturity date	16.07.2008
Nominal value of the offer (BGN'000)	15 000.00
Total nominal value of the bids received (BGN'000)	26 475.00
Total nominal value of the bids approved (BGN'000)	15 000.00
Average price of the bids approved per BGN 100 (%)	98.98
Average discount per BGN 100 (%)	1.02
Average annual yield (%)	4.08
Effective annual yield (%)	4.14
Bid-to-cover ratio	1.77

Treasury Bonds

3-year government securities

Issue No.	BG2080106111 ⁴					BG2080107119 ⁵					
	First opening	Second opening	Third opening	Fourth opening	Total for the issue	First opening	Second opening	Third opening	Fourth opening	Fifth opening	Total for the issue
Auction date	06.02.2006	10.04.2006	19.06.2006	23.10.2006		05.02.2007	16.04.2007	04.06.2007	06.08.2007	22.10.2007	
Issue date	08.02.2006	08.02.2006	08.02.2006	08.02.2006	08.02.2006	07.02.2007	07.02.2007	07.02.2007	07.02.2007	07.02.2007	07.02.2007
Maturity date	08.02.2009	08.02.2009	08.02.2009	08.02.2009	08.02.2009	07.02.2010	07.02.2010	07.02.2010	07.02.2010	07.02.2010	07.02.2010
Nominal value of the offer (BGN'000)	35 000.00	40 000.00	45 000.00	20 000.00	140 000.00	35 000.00	35 000.00	20 000.00	30 000.00	30 000.00	150 000.00
Total nominal value of the bids received (BGN'000)	87 800.00	48 950.00	32 730.00	64 720.00	234 200.00	112 250.00	82 500.00	75 800.00	67 300.00	71 400.00	409 250.00
Total nominal value of the bids approved (BGN'000)	35 000.00	40 000.00	32 730.00	20 000.00	127 730.00	35 000.00	35 000.00	20 000.00	30 000.00	30 000.00	150 000.00
Average price of the bids approved per BGN 100 (%)	98.74	97.20	96.19	97.38	97.39	99.16	98.91	98.27	98.42	98.78	98.76
Interest rate	2.75	2.75	2.75	2.75	2.75	3.80	3.80	3.80	3.80	3.80	3.80
Bid-to-cover ratio	2.51	1.22	0.73	3.24	1.67	3.21	2.36	3.79	2.24	2.38	2.73
Average annual yield (%)	3.23	3.85	4.35	4.00	3.83	4.14	4.26	4.54	4.52	4.41	4.35

(continued)

5-year government securities

(continued)

Issue No.	First opening	Second opening	Third opening	Fourth opening	Fifth opening	Total for the issue
	BG2030203116^s					
Auction date	07.07.2003	04.08.2003	08.09.2003	12.11.2003	01.12.2003	
Issue date	09.07.2003	09.07.2003	09.07.2003	09.07.2003	09.07.2003	09.07.2003
Maturity date	09.07.2008	09.07.2008	09.07.2008	09.07.2008	09.07.2008	09.07.2008
Nominal value of the offer (BGN'000)	25 000.00	15 000.00	20 000.00	20 000.00	20 000.00	100 000.00
Total nominal value of the bids received (BGN'000)	47 300.00	37 150.00	43 600.00	56 500.00	60 750.00	245 300.00
Total nominal value of the bids approved (BGN'000)	25 000.00	15 000.00	20 000.00	20 000.00	20 000.00	100 000.00
Average price of the bids approved per BGN 100 (%)	99.12	98.33	98.25	99.22	99.48	98.92
Interest rate	4.75	4.75	4.75	4.75	4.75	4.75
Bid-to-cover ratio	1.89	2.48	2.18	2.83	3.04	2.45
Average annual yield (%)	4.95	5.13	5.15	4.93	4.87	5.00

(continued)

5-year government securities

(continued)

Issue No.	First opening	Second opening	Third opening	Fourth opening	Fifth opening	Total for the issue
	BG2030004118⁵					
Auction date	05.01.2004	01.03.2004	07.06.2004	13.09.2004	20.12.2004	
Issue date	07.01.2004	07.01.2004	07.01.2004	07.01.2004	07.01.2004	07.01.2004
Maturity date	07.01.2009	07.01.2009	07.01.2009	07.01.2009	07.01.2009	07.01.2009
Nominal value of the offer (BGN'000)	20 000.00	20 000.00	20 000.00	20 000.00	20 000.00	100 000.00
Total nominal value of the bids received (BGN'000)	84 450.00	60 120.00	35 850.00	76 600.00	92 285.00	284 855.00
Total nominal value of the bids approved (BGN'000)	20 000.00	20 000.00	20 000.00	20 000.00	20 000.00	100 000.00
Average price of the bids approved per BGN 100 (%)	99.79	100.72	96.88	99.94	103.98	100.26
Interest rate	4.70	4.70	4.70	4.70	4.70	4.70
Bid-to-cover ratio	4.22	3.01	1.79	3.83	4.61	2.85
Average annual yield (%)	4.75	4.54	5.42	4.71	3.67	4.62

(continued)

5-year government securities

(continued)

Issue No.	BG2030105113 ⁴				BG2030006113 ⁴				Total for the issue
	First opening	Second opening	Third opening	Fourth opening	First opening	Second opening	Third opening	Fourth opening	
Auction date	14.02.2005	09.05.2005	15.08.2005	10.10.2005	23.01.2006	20.03.2006	29.05.2006	13.11.2006	
Issue date	16.02.2005	16.02.2005	16.02.2005	16.02.2005	25.01.2006	25.01.2006	25.01.2006	25.01.2006	25.01.2006
Maturity date	16.02.2010	16.02.2010	16.02.2010	16.02.2005	25.01.2011	25.01.2011	25.01.2011	25.01.2011	25.01.2011
Nominal value of the offer (BGN'000)	25 000.00	25 000.00	25 000.00	25 000.00	45 000.00	45 000.00	45 000.00	20 000.00	155 000.00
Total nominal value of the bids received (BGN'000)	108 300.00	98 810.00	105 900.00	71 100.00	125 710.00	75 100.00	72 870.00	77 450.00	351 130.00
Total nominal value of the bids approved (BGN'000)	25 000.00	25 000.00	25 000.00	25 000.00	45 000.00	45 000.00	45 000.00	20 000.00	155 000.00
Average price of the bids approved per BGN 100 (%)	101.43	102.36	103.17	103.09	98.37	96.82	95.47	96.12	96.79
Interest rate	3.75	3.75	3.75	3.75	3.00	3.00	3.00	3.00	3.00
Bid-to-cover ratio	4.33	3.95	4.24	2.84	2.79	1.67	1.62	3.87	2.27
Average annual yield (%)	3.46	3.24	3.01	3.01	3.38	3.76	4.12	4.05	3.79

(continued)

5-year government securities

(continued)

Issue No.	BG203000711111 ⁶						BG20300081119 ²			
	First opening	Second opening	Third opening	Fourth opening	Fifth opening	Sixth opening	Total for the issue	First opening	Second opening	Total for the issue
Auction date	22.01.2007	05.03.2007	21.05.2007	23.07.2007	24.09.2007	26.11.2007		18.02.2008	16.06.2008	
Issue date	24.01.2007	24.01.2007	24.01.2007	24.01.2007	24.01.2007	24.01.2007	24.01.2007	20.02.2008	20.02.2008	20.02.2008
Maturity date	24.01.2012	24.01.2012	24.01.2012	24.01.2012	24.01.2012	24.01.2012	24.01.2012	20.02.2013	20.02.2013	20.02.2013
Nominal value of the offer (BGN'000)	35 000.00	30 000.00	25 000.00	35 000.00	25 000.00	30 000.00	180 000.00	30 000.00	35 000.00	65 000.00
Total nominal value of the bids received (BGN'000)	101 600.00	94 000.00	88 950.00	92 402.20	72 650.00	43 350.00	492 952.20	84 775.00	91 229.00	176 004.00
Total nominal value of the bids approved (BGN'000)	35 000.00	30 000.00	25 000.00	35 000.00	25 000.00	30 000.00	180 000.00	30 000.00	35 000.00	65 000.00
Average price of the bids approved per BGN 100 (%)	99.22	99.71	98.29	97.55	97.96	96.97	98.30	98.09	94.88	96.36
Interest rate	4.00	4.00	4.00	4.00	4.00	4.00	4.00	4.25	4.25	4.25
Bid-to-cover ratio	2.90	3.13	3.56	2.64	2.91	1.45	2.74	2.83	2.61	2.71
Average annual yield (%)	4.22	4.11	4.46	4.66	4.57	4.87	4.48	4.74	5.59	5.20

(continued)

7-year government securities

(continued)

Issue No.	BG2040001211 ²			BG2040002219 ²			BG2040102217 ³			
	First opening	Second opening	Total for the issue	First opening	Second opening	Total for the issue	First opening	Second opening	Third opening	Total for the issue
Auction date	29.10.2001	30.11.2001		14.01.2002	21.01.2002		18.02.2002	18.03.2002	13.05.2002	
Issue date	31.10.2001	31.10.2001	31.10.2001	16.01.2002	16.01.2002	16.01.2002	20.02.2002	20.02.2002	20.02.2002	20.02.2002
Maturity date	31.10.2008	31.10.2008	31.10.2008	16.01.2009	16.01.2009	16.01.2009	20.05.2009	20.05.2009	20.05.2009	20.05.2009
Nominal value of the offer (BGN'000)	30 000.00	11 070.00	41 070.00	30 000.00	30 000.00	60 000.00	30 000.00	25 000.00	35 000.00	90 000.00
Total nominal value of the bids received (BGN'000)	53 672.00	54 615.00	108 287.00	106 295.00	99 331.00	205 626.00	63 350.00	58 812.00	58 300.00	180 462.00
Total nominal value of the bids approved (BGN'000)	18 930.00	11 070.00	30 000.00	30 000.00	50 000.00	80 000.00	30 000.00	25 000.00	35 000.00	90 000.00
Average price of the bids approved per BGN 100 (%)	95.45	98.19	96.46	100.47	101.46	101.09	99.05	99.77	99.44	99.40
Interest rate	7.50	7.50	7.50	7.50	7.50	7.50	7.00	7.00	7.00	7.00
Bid-to-cover ratio	1.79	4.93	2.64	3.54	3.31	3.43	2.11	2.35	1.67	2.01
Average annual yield (%)	8.37	7.84	8.17	7.41	7.23	7.30	7.17	7.04	7.10	7.10

(continued)

7-year government securities

(continued)

Issue No.	BG2040302213 ⁴				BG2040103215 ⁵				Total for the issue	
	First opening	Second opening	Third opening	Fourth opening	Total for the issue	First opening	Second opening	Third opening		Fourth opening
Auction date	15.07.2002	19.08.2002	14.10.2002	18.11.2002		03.02.2003	14.04.2003	07.05.2003	21.07.2003	20.10.2003
Issue date	17.07.2002	17.07.2002	17.07.2002	17.07.2002	17.07.2002	05.02.2003	05.02.2003	05.02.2003	05.02.2003	05.02.2003
Maturity date	17.07.2009	17.07.2009	17.07.2009	17.07.2009	17.07.2009	05.02.2010	05.02.2010	05.02.2010	05.02.2010	05.02.2010
Nominal value of the offer (BGN'000)	20 000.00	15 000.00	20 000.00	15 000.00	70 000.00	20 000.00	20 000.00	20 000.00	15 000.00	30 000.00
Total nominal value of the bids received (BGN'000)	29 863.50	24 239.00	48 880.30	86 964.00	189 946.80	77 850.00	49 650.00	34 800.00	46 260.00	68 030.00
Total nominal value of the bids approved (BGN'000)	20 000.00	15 000.00	20 000.00	15 000.00	70 000.00	20 000.00	20 000.00	20 000.00	15 000.00	30 000.00
Average price of the bids approved per BGN 100 (%)	98.39	96.38	96.63	99.09	97.61	100.42	98.90	98.06	101.92	102.27
Interest rate	7.00	7.00	7.00	7.00	7.00	5.875	5.875	5.875	5.875	5.875
Bid-to-cover ratio	1.49	1.62	2.44	5.80	2.71	3.89	2.48	1.74	3.08	2.27
Average annual yield (%)	7.30	7.68	7.63	7.17	7.44	5.80	6.07	6.22	5.54	5.48

(continued)

7-year government securities

(continued)

Issue No.	BG2040203213 ^{2*}			BG2040104213 ⁴			Total for the issue
	First opening	Second opening	Total for the issue	First opening	Second opening	Third opening	
Auction date	18.02.2003	10.03.2003		09.02.2004	03.05.2004	01.11.2004	07.12.2004
Issue date	24.02.2003	24.02.2003	24.02.2003	11.02.2004	11.02.2004	11.02.2004	11.02.2004
Maturity date	24.05.2010	24.05.2010	24.05.2010	11.02.2011	11.02.2011	11.02.2011	11.02.2011
Nominal value of the offer (BGN'000)	50 000.00	25 000.00	75 000.00	20 000.00	20 000.00	20 000.00	80 000.00
Total nominal value of the bids received (BGN'000)	139 990.00	76 475.00	216 465.00	76 850.00	39 060.00	90 400.00	303 310.00
Total nominal value of the bids approved (BGN'000)	50 000.00	55 000.00	105 000.00	20 000.00	20 000.00	20 000.00	80 000.00
Average price of the bids approved per BGN 100 (%)	100.99	100.55	100.76	98.42	96.77	99.61	101.69
Interest rate	5.75	5.75	5.75	4.75	4.75	4.75	4.75
Bid-to-cover ratio	2.80	3.06	2.89	3.84	1.95	4.52	4.85
Average annual yield (%)	5.58	5.65	5.62	5.02	5.31	4.82	4.48

(continued)

10-year government securities

(continued)

Issue No.	BG2040202215 ⁴				BG204003217 ²			Total for the issue
	First opening	Second opening	Third opening	Fourth opening	Total for the issue	First opening	Second opening	
Auction date	15.04.2002	22.04.2002	17.06.2002	22.07.2002	17.04.2002	06.01.2003	31.03.2003	08.01.2003
Issue date	17.04.2002	17.04.2002	17.04.2002	17.04.2002	17.04.2012	17.04.2002	08.01.2003	08.01.2003
Maturity date	17.04.2012	17.04.2012	17.04.2012	17.04.2012	17.04.2012	08.01.2013	08.01.2013	08.01.2013
Nominal value of the offer (BGN'000)	15 000.00	25 000.00	25 000.00	25 000.00	90 000.00	30 000.00	20 000.00	50 000.00
Total nominal value of the bids received (BGN'000)	72 080.00	59 589.60	42 338.50	28 859.30	202 867.40	94 289.80	56 355.00	150 644.80
Total nominal value of the bids approved (BGN'000)	15 000.00	25 000.00	25 000.00	19 920.00	84 920.00	30 000.00	20 000.00	50 000.00
Average price of the bids approved per BGN 100 (%)	98.14	96.77	95.92	93.76	96.06	104.08	105.18	104.52
Interest rate	7.50	7.50	7.50	7.50	7.50	7.50	7.50	7.50
Bid-to-cover ratio	4.81	2.38	1.69	1.15	2.25	3.14	2.82	3.01
Average annual yield (%)	7.77	7.97	8.10	8.44	8.08	6.93	6.78	6.87

(continued)

10-year government securities

(continued)

Issue No.	First opening	Second opening	Total for the issue	First opening	Second opening	Third opening	Fourth opening	Total for the issue
						BG2040004215⁴		
Auction date	30.06.2003	29.09.2003		02.02.2004	13.04.2004	04.10.2004	15.11.2004	
Issue date	02.07.2003	02.07.2003	02.07.2003	04.02.2004	04.02.2004	04.02.2004	04.02.2004	04.02.2004
Maturity date	02.07.2013	02.07.2013	02.07.2013	04.02.2014	04.02.2014	04.02.2014	04.02.2014	04.02.2014
Nominal value of the offer (BGN'000)	20 000.00	30 000.00	50 000.00	20 000.00	20 000.00	20 000.00	20 000.00	80 000.00
Total nominal value of the bids received (BGN'000)	69 350.00	78 753.00	148 103.00	85 300.00	82 680.00	86 010.00	78 128.00	332 118.00
Total nominal value of the bids approved (BGN'000)	20 000.00	30 000.00	50 000.00	20 000.00	20 000.00	20 000.00	20 000.00	80 000.00
Average price of the bids approved per BGN 100 (%)	98.82	97.71	98.15	97.85	99.20	99.75	101.47	99.57
Interest rate	5.75	5.75	5.75	5.20	5.20	5.20	5.20	5.20
Bid-to-cover ratio	3.47	2.63	2.96	4.27	4.13	4.30	3.91	4.15
Average annual yield (%)	5.91	6.06	6.00	5.48	5.30	5.23	5.01	5.26

(continued)

10-year government securities

(continued)

Issue No.	First opening	Second opening	Third opening	BG2040005212 ⁶ Fourth opening	Fifth opening	Sixth opening	Total for the issue
Auction date	10.01.2005	07.03.2005	06.06.2005	04.07.2005	19.09.2005	03.10.2005	
Issue date	12.01.2005	12.01.2005	12.01.2005	12.01.2005	12.01.2005	12.01.2005	12.01.2005
Maturity date	12.01.2015	12.01.2015	12.01.2015	12.01.2015	12.01.2015	12.01.2015	12.01.2015
Nominal value of the offer (BGN'000)	25 000.00	25 000.00	15 000.00	35 000.00	25 000.00	25 000.00	150 000.00
Total nominal value of the bids received (BGN'000)	130 600.00	102 150.00	86 325.00	158 625.00	79 707.00	80 350.00	637 757.00
Total nominal value of the bids approved (BGN'000)	25 000.00	25 000.00	15 000.00	35 000.00	25 000.00	25 000.00	150 000.00
Average price of the bids approved per BGN 100 (%)	100.68	101.09	103.74	105.00	106.40	106.20	103.94
Interest rate	4.25	4.25	4.25	4.25	4.25	4.25	4.25
Bid-to-cover ratio	5.22	4.09	5.76	4.53	3.19	3.21	4.25
Average annual yield (%)	4.21	4.16	3.82	3.66	3.47	3.49	3.79

(continued)

10-year government securities

(continued)

Issue No.	First opening	Second opening	Third opening	Fourth opening	Fifth opening	Total for the issue
			BG2040006210 ⁵			
Auction date	03.01.2006	20.02.2006	25.04.2006	24.07.2006	18.12.2006	
Issue date	04.01.2006	04.01.2006	04.01.2006	04.01.2006	04.01.2006	04.01.2006
Maturity date	04.01.2016	04.01.2016	04.01.2016	04.01.2016	04.01.2016	04.01.2016
Nominal value of the offer (BGN'000)	50 000.00	30 000.00	50 000.00	20 000.00	20 000.00	170 000.00
Total nominal value of the bids received (BGN'000)	96 350.00	107 905.00	97 410.00	67 765.00	87 500.00	456 930.00
Total nominal value of the bids approved (BGN'000)	50 000.00	30 000.00	50 000.00	20 000.00	20 000.00	170 000.00
Average price of the bids approved per BGN 100 (%)	98.26	97.61	92.02	91.00	95.36	95.11
Interest rate	3.50	3.50	3.50	3.50	3.50	3.50
Bid-to-cover ratio	1.93	3.60	1.95	3.39	4.38	2.69
Average annual yield (%)	3.74	3.83	4.58	4.74	4.16	4.17

(continued)

10-year government securities

(continued)

Issue No.	First opening	Second opening	Third opening	Fourth opening	Fifth opening	Sixth opening	Seventh opening	Eight opening	Total for the issue
					BG2040007218 ⁸				
Auction date	08.01.2007	19.02.2007	12.03.2007	07.05.2007	09.07.2007	17.09.2007	12.11.2007	03.12.2007	
Issue date	10.01.2007	10.01.2007	10.01.2007	10.01.2007	10.01.2007	10.01.2007	10.01.2007	10.01.2007	10.01.2007
Maturity date	10.01.2017	10.01.2017	10.01.2017	10.01.2017	10.01.2017	10.01.2017	10.01.2017	10.01.2017	10.01.2017
Nominal value of the offer (BGN'000)	35 000.00	30 000.00	30 000.00	25 000.00	35 000.00	35 000.00	30 000.00	30 000.00	250 000.00
Total nominal value of the bids received (BGN'000)	133 640.00	120 700.00	98 700.00	93 600.00	87 600.00	69 050.00	53 700.00	59 050.00	716 040.00
Total nominal value of the bids approved (BGN'000)	35 000.00	30 000.00	30 000.00	25 000.00	35 000.00	35 000.00	30 000.00	30 000.00	250 000.00
Average price of the bids approved per BGN 100 (%)	99.94	99.72	100.18	99.05	95.95	98.27	96.22	93.24	97.81
Interest rate	4.25	4.25	4.25	4.25	4.25	4.25	4.25	4.25	4.25
Bid-to-cover ratio	3.82	4.02	3.29	3.74	2.50	1.97	1.79	1.97	2.86
Average annual yield (%)	4.31	4.34	4.28	4.43	4.85	4.54	4.83	5.27	4.61

(continued)

10-year government securities

(continued)

Issue No.	First opening	Second opening	Third opening	Total for the issue
		BG2040008216 ³		
Auction date	14.01.2008	10.03.2008	19.05.2008	
Issue date	16.01.2008	16.01.2008	16.01.2008	16.01.2008
Maturity date	16.01.2018	16.01.2018	16.01.2018	16.01.2018
Nominal value of the offer (BGN'000)	30 000.00	35 000.00	40 000.00	105 000.00
Total nominal value of the bids received (BGN'000)	70 000.00	97 135.00	88 775.00	255 910.00
Total nominal value of the bids approved (BGN'000)	30 000.00	35 000.00	40 000.00	105 000.00
Average price of the bids approved per BGN 100 (%)	95.29	98.21	95.36	96.29
Interest rate	4.50	4.50	4.50	4.50
Bid-to-cover ratio	2.33	2.78	2.22	2.44
Average annual yield (%)	5.17	4.78	5.28	5.04

(continued)

15-year government securities

(continued)

Issue No.	First opening	Second opening	BG2040403219** Third opening	Fourth opening	Total for the issue
Auction date	03.11.2003	19.01.2004	02.08.2004	03.01.2005	
Issue date	12.11.2003	12.11.2003	12.11.2003	12.11.2003	12.11.2003
Maturity date	11.10.2018	11.10.2018	11.10.2018	11.10.2018	11.10.2018
Nominal value of the offer (BGN'000)	20 000.00	50 000.00	15 000.00	15 000.00	100 000.00
Total nominal value of the bids received (BGN'000)	73 628.54	124 820.00	62 878.00	89 545.00	350 871.54
Total nominal value of the bids approved (BGN'000)	20 000.00	50 000.00	15 000.00	15 000.00	100 000.00
Average price of the bids approved per BGN 100 (%)	94.81	99.43	100.59	110.58	100.35
Interest rate	6.00	6.00	6.00	6.00	6.00
Bid-to-cover ratio	3.68	2.50	4.19	5.97	3.51
Average annual yield (%)	6.55	6.06	5.94	4.99	5.96

¹The price indicated in the *Total for the issue* column is a result of the one auction organized for sale of this issue.

²The price indicated in the *Total for the issue* column is a result of the two auctions organized for sale of this issue.

³The price indicated in the *Total for the issue* column is a result of the three auctions organized for sale of this issue.

⁴The price indicated in the *Total for the issue* column is a result of the four auctions organized for sale of this issue.

⁵The price indicated in the *Total for the issue* column is a result of the five auctions organized for sale of this issue.

⁶The price indicated in the *Total for the issue* column is a result of the six auctions organized for sale of this issue.

⁷The price indicated in the *Total for the issue* column is a result of the eight auctions organized for sale of this issue.

* Issues Nos. BG2040203213 and BG2040403219 are denominated in euro and all related values are also in euro.

Note: Since 22 November 2004 government securities yield has been calculated according to ISMA – International Yield.

Government Securities Issued to Settle Non-performing Loans of State-owned Companies to Banks

Legal regulation	CMD 244/91	CMD 186/93	Art. 4 ZUNK/93	Art. 5 ZUNK/93	CMD 3/94	§10 of TFP of SBL/99
Issue No.	BG 2000192224	BG 2009993226	BG 2009893228	BG 2009794228	BG 2009693222	BG 2040099223
Issue date	01.01.1992	01.07.1993	01.10.1993	01.01.1994	01.12.1993	01.07.1999
Maturity date	01.01.2011	01.07.2017	01.10.2018	01.01.2019	01.12.2018	01.01.2019
Maturity (years)	19	24	25	25	25	19,5
Grace period (years)	4	4	5	5	5	
Redemption term (years)	15	20	20	20	20	19,5
Repayments	15 equal annual installments	20 equal annual installments	20 equal annual installments	20 equal annual installments	20 equal annual installments	20 equal annual installments
Principal (thousand)	BGN 825,52	BGN 1271,83	BGN 4736,89	USD 108,779,30	BGN 508,25	EUR 91,883,96
Interest payments	semiannual	semiannual	semiannual	semiannual	annual	semiannual
Interest	BIR + 1	BIR	BIR	LIBOR*	BIR	EURIBOR**

* Six-month LIBOR of the US dollar for the preceding interest period; the amount of the interest coupon is announced by the Minister of Finance three days after the beginning of each interest period.

** Six-month EURIBOR for the preceding interest period; the amount of the interest coupon is announced by the Minister of Finance three days after the beginning of each interest period.

EUR-denominated issue BG 2040099223 has the same status as the USD-denominated issue BG 2009794228 (issued under Article 5 of ZUNK).

Pursuant to CM Decree No. 221 of 1995 holders of long-term government bonds issued under ZUNK, CM Decrees No. 244 of 1991, No. 186 of 1993 and No. 3 of 1994 may use them as legal tender in privatisation transactions.

Pursuant to CM Decree No. 22 of 1995, long-term government bonds issued under ZUNK may be used to repay obligations of state-owned enterprises, firms and commercial companies to the government, transformed under Article 10 of ZUNK. In meeting these obligations, long-term government bonds are valued at their nominal for the bonds denominated in US dollars, and 80% for those denominated in levs. Principals are based on actual data as of 30 June 2008.

LIST

of Financial Institutions Approved by the Ministry of Finance and the Governor of the Bulgarian National Bank to Act as Government Securities Primary Dealers between 1 April 2008 and 31 December 2008

No.	Financial institution	Reuters page of government securities quotations	Bloomberg page of government securities quotations	Website
1	DSK BANK 19 Moskovska Str., 1036 Sofia tel. (+359 2) 9391220	SSBG 01-03	DSKB	www.dskbank.bg
2	UNICREDIT BULBANK 7 Sveta Nedelya Sq., 1000 Sofia tel. (+359 2) 9232111	BGTB 01-03		www.bulbank.bg
3	EUROBANK EFG BULGARIA 14 Tsar Osvoboditel Blvd., 1048 Sofia tel. (+359 2) 8166000	BPBB 01-03		www.postbank.bg
4	PURAEUS BANK BULGARIA 3 Vitosha Blvd., 1000 Sofia tel. (+359 2) 9805654	EBSF 01-03		www.eurobank.bg
5	INVESTBANK 83A Bulgaria Blvd., 1404 Sofia tel. (+359 2) 8186119	OBGG 01-03		www.ibank.bg
6	CORPORATE COMMERCIAL BANK 10 Graf Ignatiev Str., 1000 Sofia tel. (+359 2) 9809362	BGIB 01-03		www.corpbank.bg
7	UNITED BULGARIAN BANK 5 Sveta Sofia Str., 1040 Sofia tel. (+359 2) 2811+extension	UBBB 01-03		www.ubb.bg
8	MUNICIPAL BANK 6 Vrabcha Str., 1000 Sofia tel. (+359 2) 9300111	SMBK 01-03		www.municipalbank.bg
9	FIRST INVESTMENT BANK 37 Dragan Tsankov Blvd., 1797 Sofia tel.: (+359 2) 8171100	BFIB 01-03		www.fibank.bg
10	RAIFFEISENBANK (BULGARIA) 18-20 Nikolay Gogol Str., 1504 Sofia tel. (+359 2) 91985101	RBBS 01-03		www.raiffeisen.bg
11	SOCIETE GENERALE EXPRESSBANK – Varna 92 Vladislav Varnenchik Blvd., 9000 Varna tel. (+359 52) 686100	EBVB 01-03		www.sgexpressbank.bg

(continued)

(continued)

No.	Financial institution	Reuters page of government securities quotations	Bloomberg page of government securities quotations	Website
12	ECONOMIC AND INVESTMENT BANK 2 Slavjanska Str., 1000 Sofia tel: (+359 2) 9399240	RIBB 01-03		www.eibank.bg
13	ALLIANZ BANK BULGARIA 79 Knyaginya Maria-Louisa Blvd., 1202 Sofia tel. (+359 2) 9215404	BGIN 01-03		www.bank.allianz.bg
14	CENTRAL COOPERATIVE BANK 103 Rakovski Str., 1000 Sofia tel. (+359 2) 9266107	SCCB 01-03		www.ccbank.bg

Credit Ratings Range for Bulgaria

		Moody's	S&P	Fitch	JCRA	
		Aaa	AAA	AAA	AAA	
		Aa1	AA+	AA+	AA+	
		Aa2	AA	AA	AA	
		Aa3	AA-	AA-	AA-	
		A1	A+	A+	A+	
		A2	A	A	A	
		A3	A-	A-	A-	31 Jan. 2008
Subinvestment grade	Investment grade	Baa1	↑ BBB+	↑ BBB+	↑ BBB+	26 Nov. 2007
	Baa2	↑ BBB	↑ BBB	↑ BBB	23 Feb. 2007	
	Baa3	↑ BBB-	↑ BBB-	↑ BBB-	27 June 2007	
	Ba1	↑ BB+	↑ BB+	↑ BB+		
Ba2	↑ BB	↑ BB	↑ BB			
Ba3	↑ BB-	↑ BB-	↑ BB-			
B1	↑ B+	↑ B+	↑ B+			
B2	↑ B	↑ B	↑ B			
27 Sept. 1996	↑ B3	↑ B-	↑ B-	↑ B-		
		Caa	CCC+	CCC	CCC	
		
		C	D	D	D	

Long-term government securities: foreign currency



Long-term government securities: local currency

