

CENTRAL GOVERNMENT DEBT AND GUARANTEES



MONTHLY
BULLETIN

MAY 2021

ISSN 2367-868X

Abbreviations used:

CEB – Council of Europe Development Bank
CG – Central Government
CIS – Collective investment schemes, which under Bulgarian law are investment companies of open and closed-end type and mutual funds
Euratom – European Atomic Energy Community
EC – European Commission
EU – European Union
GDP – Gross Domestic Product

GMTN Programme – Global Medium Term Note (Bonds) Programme
GS – Government Securities
ICM – International Capital Markets
JBIC – Japan Bank for International Cooperation
MoF – Ministry of Finance
PPF – Professional pension fund
UPF – Universal pension fund
VPF – Voluntary pension fund
VPFPS – Voluntary pension fund by professional scheme

1. Structure and Dynamics of Central Government Debt

By end-May 2021 central government debt¹ totalled BGN 30,111.4 million in nominal terms, including domestic debt of BGN 6,274.2 million and external debt of BGN 23,837.2 million.

In the central government debt structure, at the end of the period domestic debt amounts to 20.8 %, and external debt – to 79.2 %.

Central Government Debt Amount, million BGN

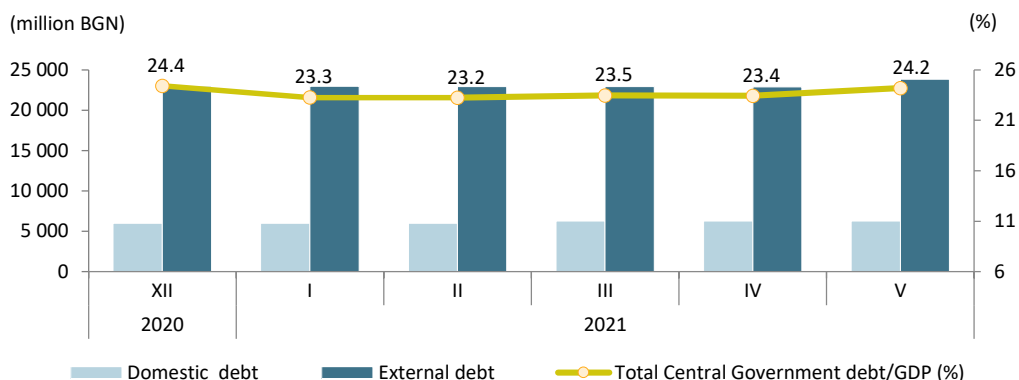
Structure	31.12.2020	31.03.2021	30.04.2021	31.05.2021
Domestic debt	5,991.9	6,279.6	6,272.5	6,274.2
I. GS issued for financing the budget	5,619.3	5,945.8	5,945.8	5,945.8
1. Treasury bonds	5,619.3	5,945.8	5,945.8	5,945.8
II. Domestic government loans	56.8	31.5	23.7	24.5
III. Domestic loans of units within subsector CG	315.9	302.3	303.0	304.0
External Debt	22,977.5	22,928.7	22,902.4	23,837.2
I. Bonds issued in ICM	17,813.2	17,781.9	17,781.9	17,781.9
II. Loans	5,164.3	5,146.8	5,120.5	6,055.3
1. Government Loans	2,150.6	2,150.6	2,132.7	3,082.1
1.1. World Bank	363.0	363.0	345.2	315.4
1.2. European Union	1,787.6	1,787.6	1,787.6	2,766.7
2. Other Government Loans	879.1	879.1	879.1	879.1
2.1. Schuldschein transferable loans	507.5	507.5	507.5	507.5
2.2. CEB	371.6	371.6	371.6	371.6
3. Government investment loans	961.0	942.8	934.5	920.0
4. External loans of units within subsector CG	1,173.5	1,174.2	1,174.1	1,174.0
Central Government debt, total	28,969.4	29,208.3	29,175.0	30,111.4
Total Central government debt/GDP (%)	24.4	23.5	23.4	24.2
Domestic central government debt/GDP (%)	5.1	5.0	5.0	5.0
External central government debt/GDP (%)	19.4	18.4	18.4	19.1

Notes:

- Debt at nominal value.
- The following GDP estimates are used for the calculations:
 - 2020 - BGN 118,605 million (NSI data);
 - 2021 - BGN 124,480 million (MoF preliminary data).
- The conversion of debt into BGN is at a fixed exchange rate of 1 EUR = 1.95583 BGN and at the BNB central exchange rate for the respective foreign currencies at the end of the respective periods: <https://www.bnb.bg/Statistics/StExternalSector/StExchangeRates/StERForeignCurrencies/index.htm>
- The data are consolidated within the subsector Central Government, liabilities in the form of debt instruments that are assets for units included in the subsector are eliminated (assets as of 31.05.2021 in the amount of BGN 102.7 mln).
- Information about the size, structure and dynamics of government and government guaranteed debt (issued pursuant to the Government Debt Law) and published until May 2016 in the bulletin "Government debt" is contained in the application on p. 11.
- Preliminary data.

¹"Central Government debt" means the debt of the central government according to the Council Regulation (EC) № 479/2009 of 25 May 2009 on the application of the Protocol on the excessive deficit procedure annexed to the Treaty establishing the European Community.

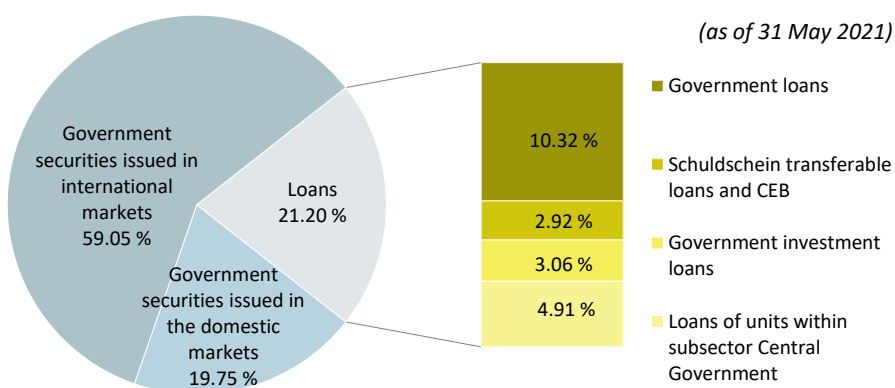
Dynamics of Domestic and External Central Government Debt



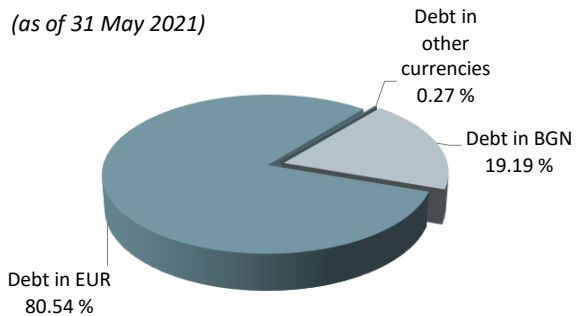
By end-May the central government debt to GDP ratio came to 24.2 %. Domestic and external central government debt to GDP ratio accounted for 5.0 and 19.1 per cent respectively.

In the structure of the debt by instrument as of the end of the period Eurobonds issued in international capital markets continued to comprise the largest share (59.1%), followed by loans (21.2%) and GS issued in the domestic market (19.8%).

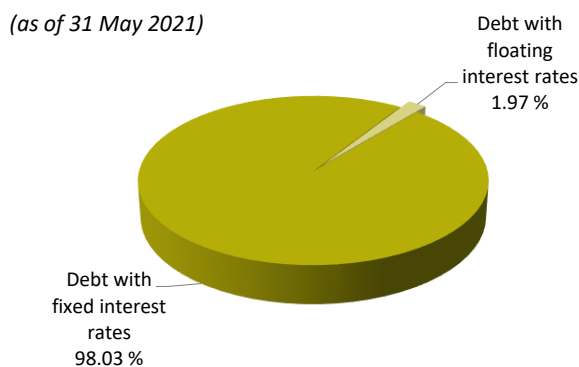
Structure of Central Government Debt by Instrument



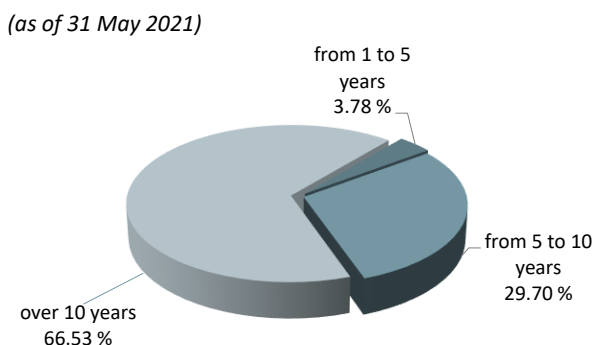
Central Government Debt Currency Structure



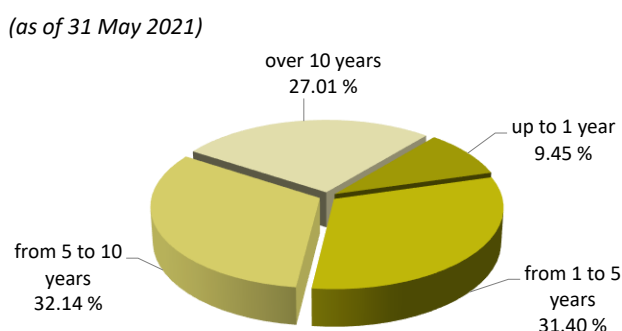
Central Government Debt Interest Rate Structure



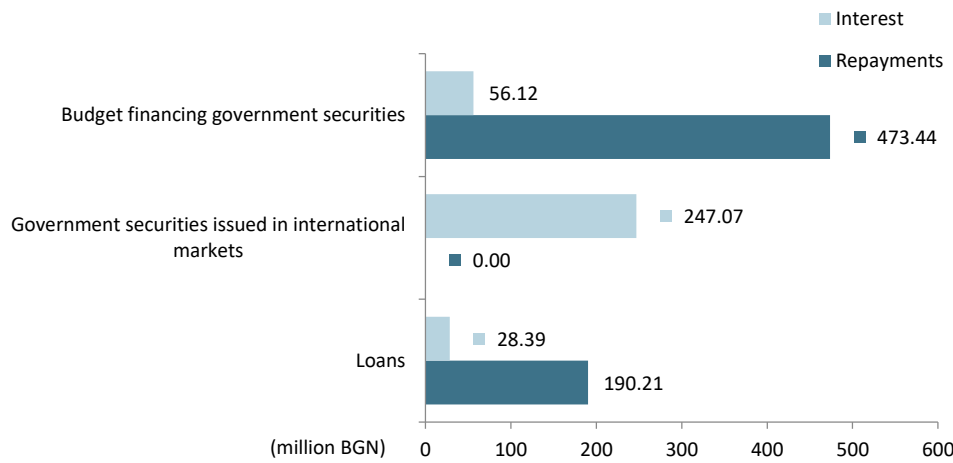
Original Maturity of Outstanding Debt



Residual Maturity of Outstanding Debt

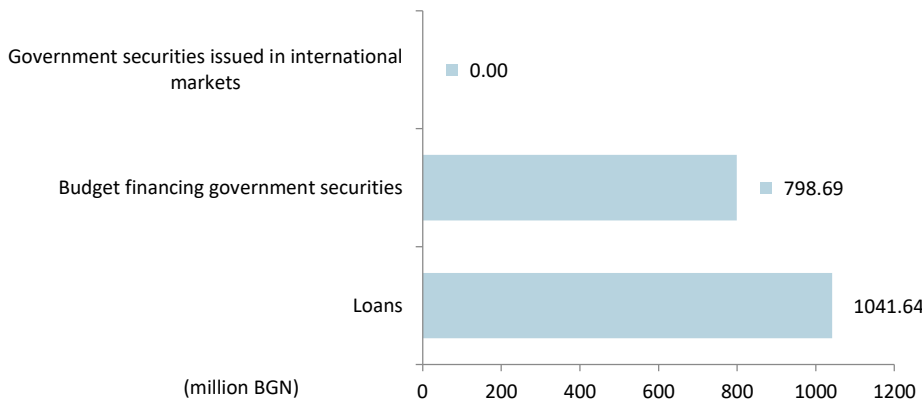


Central Government Debt Payments, 01.01 – 31.05.2021



Central government debt payments at the end of May 2021 amounted to BGN 995.2 million, of which BGN 663.7 million repayments and BGN 331.6 million interests. Dominating were the repayments on budget financing government securities, on interest payments on bonds issued in ICM and loan repayments.

Received Debt Financing, 01.01 – 31.05.2021

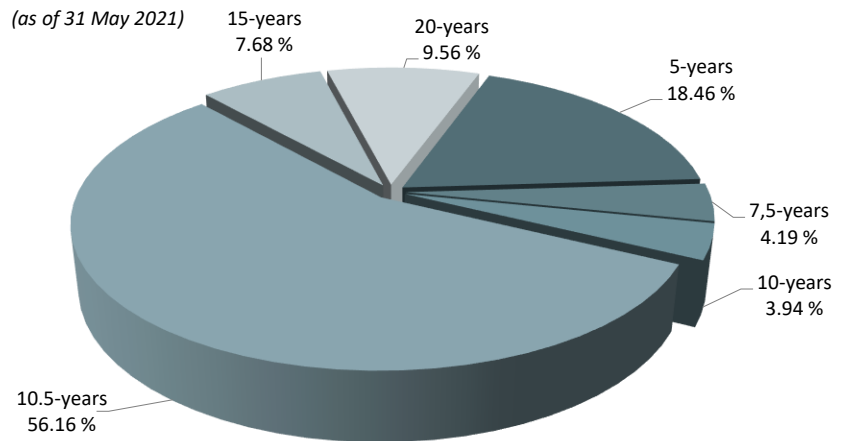


In May, Republic of Bulgaria disbursed the government loan in the amount of BGN 999.4 mln. in line with European instrument for temporary support to mitigate unemployment risks in an emergency (SURE).

2. Government Securities Issues

In May 2021 the Ministry of Finance did not issue government securities under Ordinance № 5.

Issues of GS issued for financing the budget



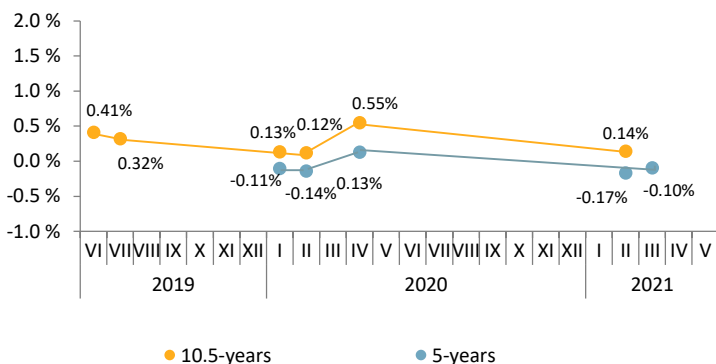
Outstanding Government Securities Issues as of 31.05.2021

GS by maturity	ISIN of the issue	Currency	Date of issuing	Maturity date	Nominal value of the offer (thousand)	Total nominal value of the bids received (thousand)	Total nominal value of the bids approved (thousand)	Average price of the bids approved per BGN/EUR 100	Interest rate	Bid-to-cover ratio	Average annual yield
5-year	BG2030020114	BGN	15.01.2020	15.01.2025	800,000.00	1,459,850.00	600,000.00	100.25	0.01 %	1.82	-0.04 %
5-year	BG2030021112	BGN	24.02.2021	24.02.2026	500 000.00	878 900.00	500 000.00	100.62	0.00 %	1.76	-0.12 %
7.5-year	BG2040117215	BGN	27.09.2017	27.03.2025	250,000.00	612,650.00	250,000.00	102.24	0.80 %	2.45	0.49 %
10-year	BG2040115219	BGN	22.04.2015	22.04.2025	300,000.00	583,316.45	235,000.00	99.55	2.30 %	1.94	2.37 %
10.5-year	BG2040011210	BGN	19.01.2011	19.07.2021	320,000.00	777,335.00	322,900.00	97.73	5.00 %	2.43	5.36 %
10.5-year	BG2040012218	BGN	11.01.2012	11.07.2022	305,000.00	993,475.00	305,000.00	105.93	5.00 %	3.26	4.32 %
10.5-year	BG2040013216	BGN	09.01.2013	09.07.2023	400,000.00	822,729.40	350,000.00	104.31	4.00 %	2.06	3.52 %
10.5-year	BG2040014214	BGN	15.01.2014	15.07.2024	380,000.00	902,040.00	380,000.00	105.61	4.00 %	2.37	3.37 %
10.5-year	BG2040015211	BGN	14.01.2015	14.07.2025	50,000.00	181,030.00	50,000.00	100.24	3.10 %	3.62	3.09 %
10.5-year	BG2040016219	BGN	27.01.2016	27.07.2026	300,000.00	458,300.00	300,000.00	97.62	2.25 %	1.53	2.53 %
10.5-year	BG2040017217	BGN	25.01.2017	25.07.2027	350,000.00	752,100.00	339,500.00	101.99	1.95 %	2.15	1.74 %
10.5-year	BG2040119211	BGN	21.06.2019	21.12.2029	1,000,000.00	1,757,430.00	1,000,000.00	101.93	0.50 %	1.76	0.31 %
10.5-year	BG2040021219	BGN	17.02.2021	17.08.2031	300 000.00	555 650.00	300 000.00	99.58	0.10 %	1.85	0.14 %
15-year	BG2040210218	EUR	29.09.2010	29.09.2025	45,000.00	311,355.00	234,105.00	94.24	5.75 %	6.92	6.45 %
20-year	BG2040019213	BGN	21.06.2019	21.06.2039	695,000.00	907,461.92	569,780.00	100.40	1.50 %	1.31	1.48 %

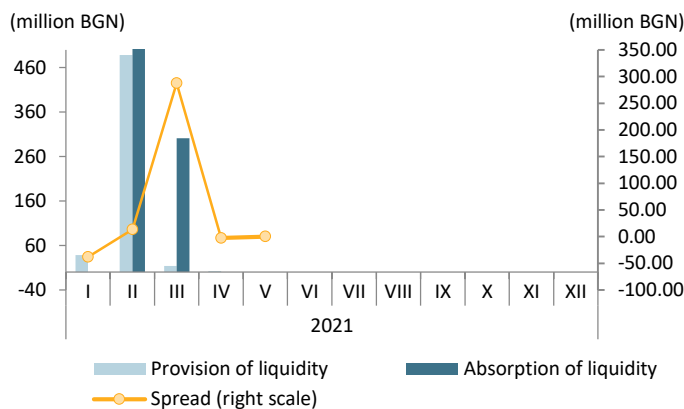
Notes:

1. The GS yield is calculated on the basis of ISMA – International Yield.
2. For treasury bonds average prices from the auctions for the sale of the relevant issues are shown.

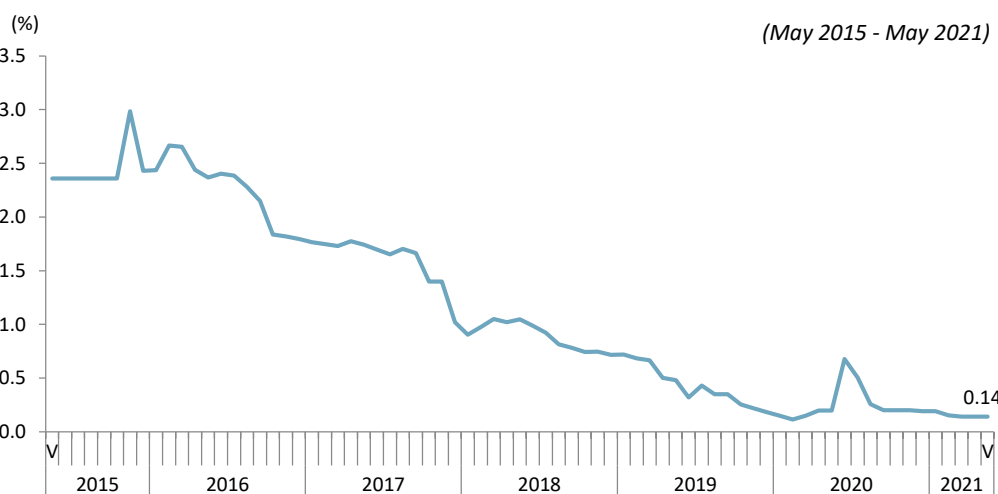
Yield of Primary Market Government Securities – by Issue



Liquidity Provision and Absorption through Government Securities Maturities and Issues



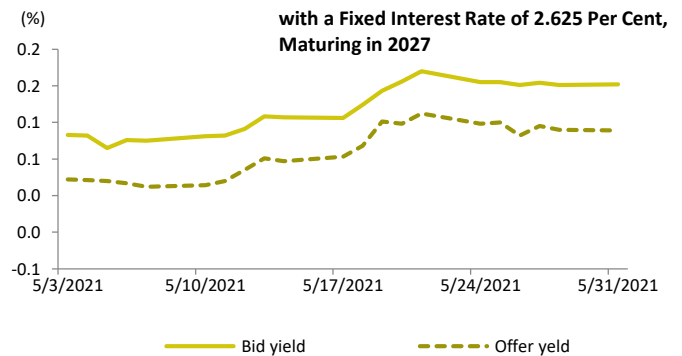
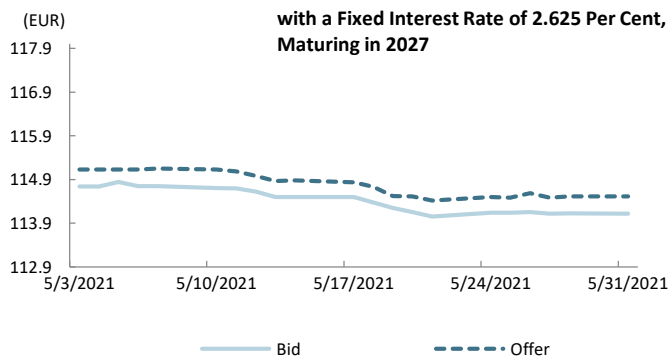
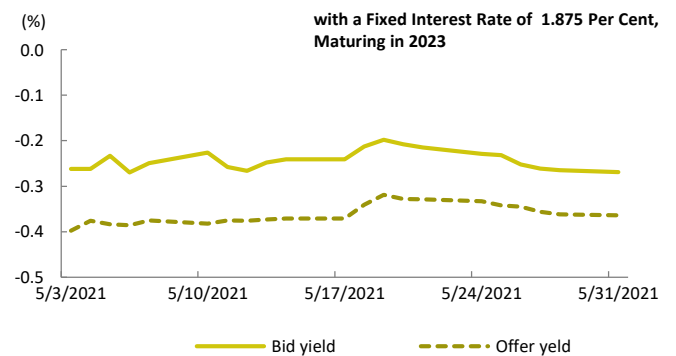
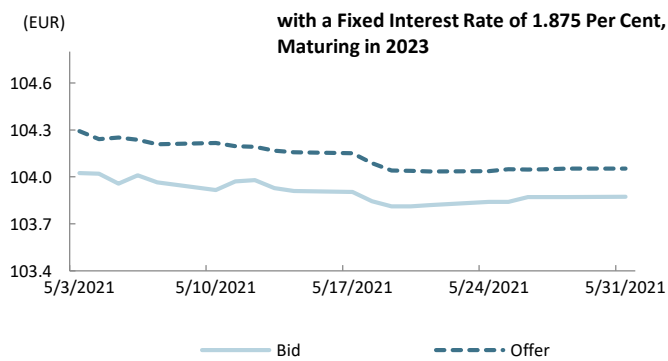
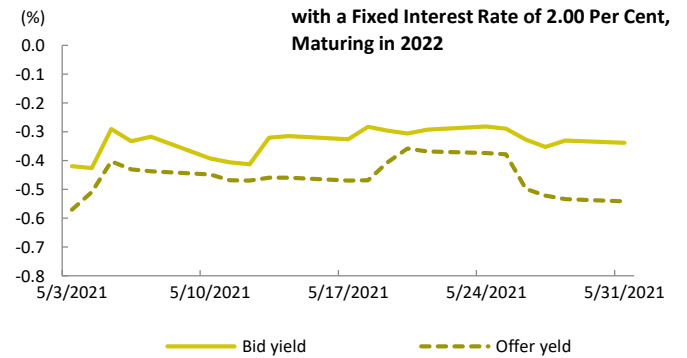
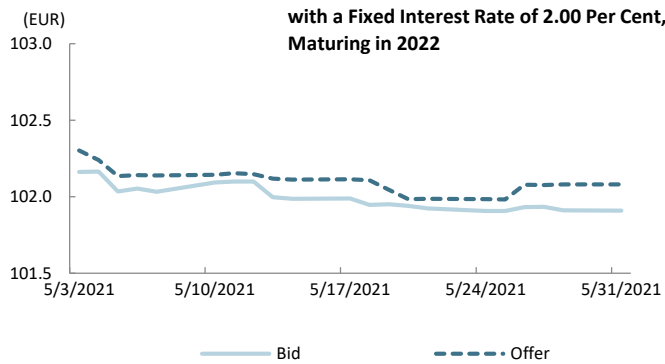
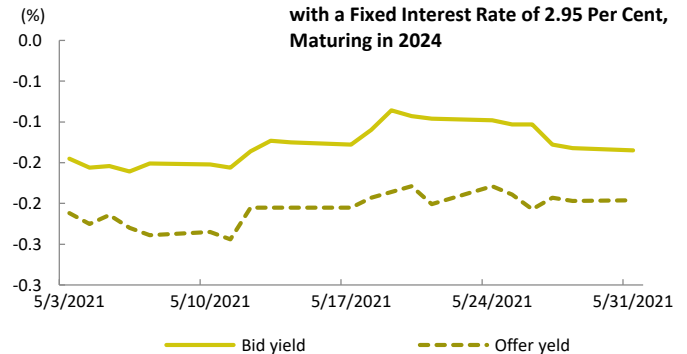
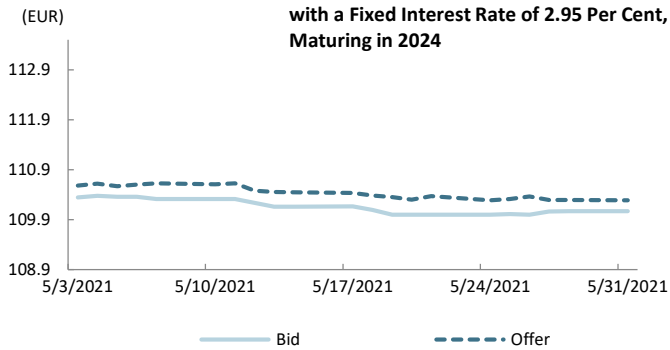
Long-term Interest Rate for Convergence Assessment Purposes



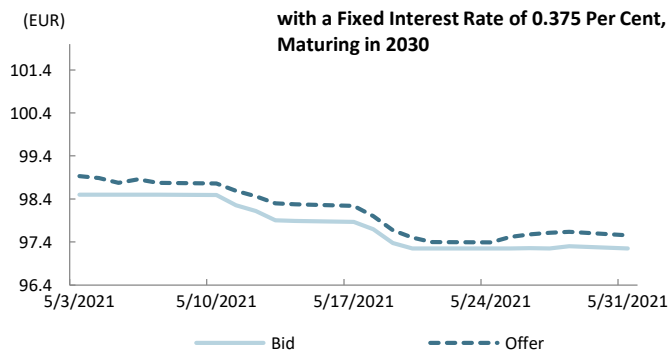
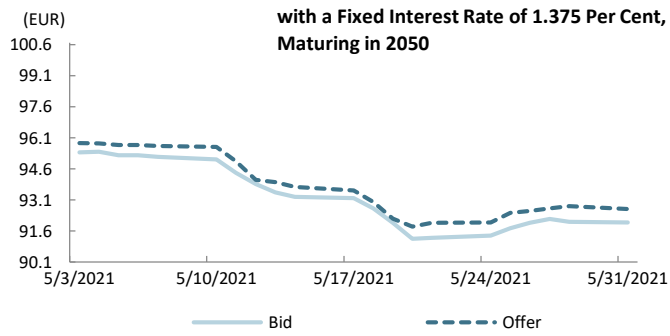
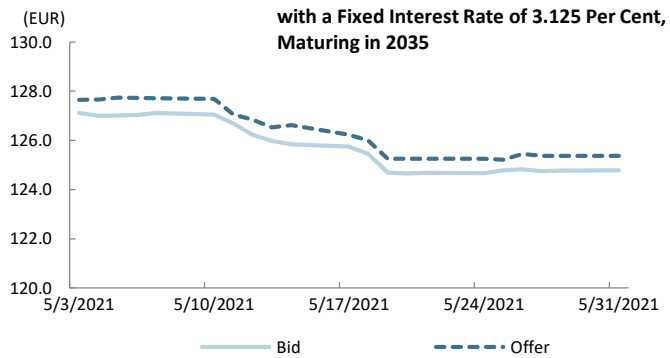
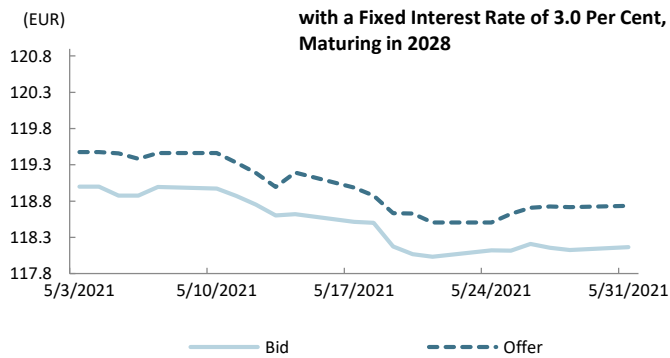
Quotations and Yield of Bulgarian Bonds Issued in International Capital Markets

Bid and Offer Quotations of EUR-denominated Bulgarian Bonds

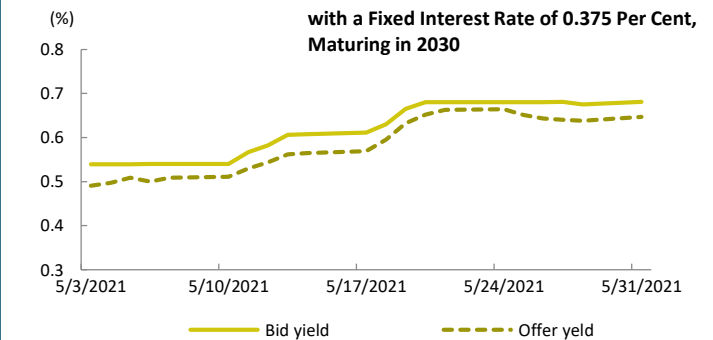
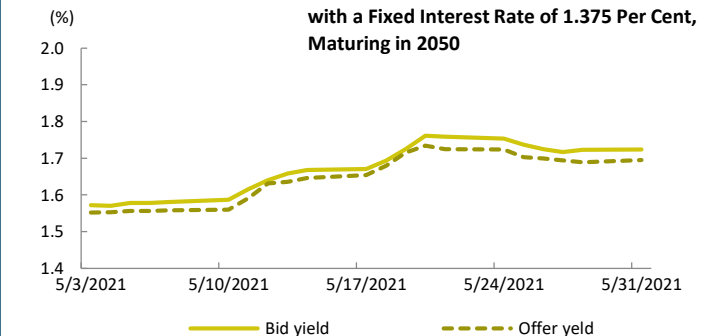
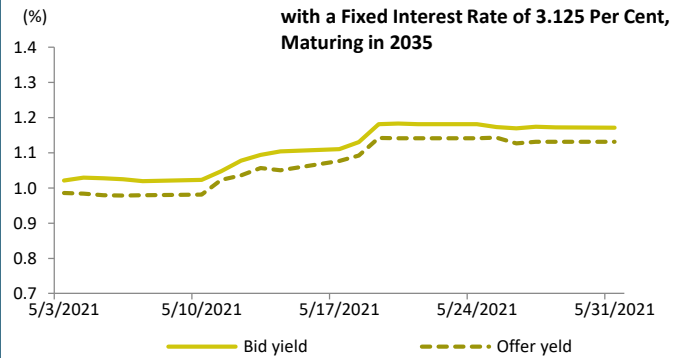
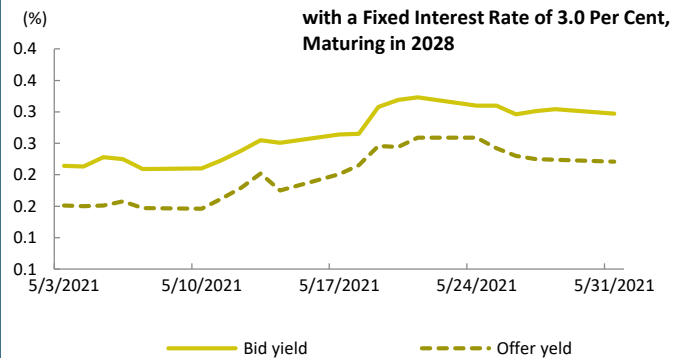
Bid and Offer Yield Quotations of EUR-denominated Bulgarian Bonds



Bid and Offer Quotations of EUR-denominated Bulgarian Bonds



Bid and Offer Yield Quotations of EUR-denominated Bulgarian Bonds



3. Central Government Guarantees Structure and Dynamics

By end-May central government guarantees totalled BGN 371.1 million in nominal terms, including external central government guarantees of BGN 300.1 million and domestic central government guarantees of BGN 71.0 million.

The central government guaranteed debt to GDP ratio is 0.3 per cent.

At the end of May 2021 central government guaranteed debt payments amounted to BGN 19,412.2 thousand, including principal payments of BGN 17,701.4 thousand and interest payments of BGN 1,710.8 thousand.

Central Government Guarantees, million BGN

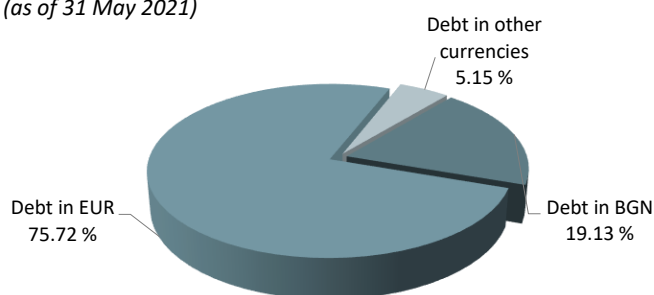
Structure	31.12.2020	31.03.2021	30.04.2021	31.05.2021
Central government guaranteed debt	252.4	310.4	306.4	371.1
I. Domestic central government guaranteed debt	72.4	72.3	71.7	71.0
1. Guarantees under the Student and Doctoral-Candidate Loans Act	72.4	72.3	71.7	71.0
II. External central government guaranteed debt	180.0	238.1	234.7	300.1
1. World Bank	0.0	0.0	0.0	0.0
2. European Investment Bank	63.6	122.3	122.3	122.3
3. Other (JBIC, Euratom, EC)	116.4	115.8	112.3	177.8
Central government guaranteed debt/GDP (%)	0.2	0.2	0.2	0.3

Notes:

1. Debt at nominal value.
2. The following GDP estimates are used for the calculations:
 - 2020 - BGN 118,605 million (NSI data);
 - 2021 - BGN 124,480 million (MoF preliminary data).
3. The conversion of debt into BGN is at a fixed exchange rate of 1 EUR = 1.95583 BGN and at the BNB central exchange rate for the respective foreign currencies at the end of the respective periods: <https://www.bnb.bg/Statistics/StExternalSector/StExchangeRates/StERForeignCurrencies/index.htm>
4. For statistical reporting purposes, loans of units of the sector "General government" (incl. "Central government" subsector, "Local government" subsector and "Social security funds" subsector), for which has issued state guarantees are recorded as debt of the relevant subsector of "General government" to which they belong.
5. Preliminary data.

Central Government Guaranteed Debt Currency Structure

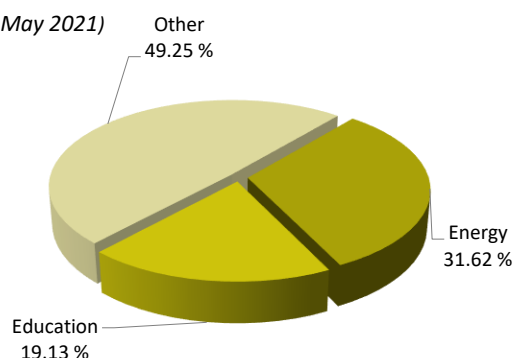
(as of 31 May 2021)



At the end of the period the share of debt in EUR reached 75.7 per cent, that in BGN was 19.1 per cent, in other currencies 5.2 per cent.

Central Government Guaranteed Debt Structure by Sector

(as of 31 May 2021)



In the structure of central government guaranteed debt by sector other industries occupied the largest share (49.3 per cent), followed by energy (31.6 per cent) and education (19.1 per cent).

Central Government Guaranteed Debt Interest Rate Structure

In May, in the central government guaranteed debt interest rate structure debt with fixed interest rates is 100 per cent.

Appendix

1. Bulgarian Bonds Issued on the International Capital Markets

Bonds Issued on ICM

	Bulgarian Eurobonds issued on ICM, with a fixed interest rate of 2.950 %, maturing on 3 September 2024	Bulgarian Eurobonds issued on ICM under the GMTN Programme, with a fixed interest rate of 2.0 %, maturing on 26 March 2022	Bulgarian Eurobonds issued on ICM under the GMTN Programme, with a fixed interest rate of 2.625 %, maturing on 26 March 2027	Bulgarian Eurobonds issued on ICM under the GMTN Programme, with a fixed interest rate of 3.125 %, maturing on 26 March 2035*	Bulgarian Eurobonds issued on ICM under the GMTN Programme, with a fixed interest rate of 1.875 %, maturing on 21 March 2023	Bulgarian Eurobonds issued on ICM under the GMTN Programme, with a fixed interest rate of 3.0 %, maturing on 21 March 2028	Bulgarian Eurobonds issued on ICM under the GMTN Programme, with a fixed interest rate of 0.375 %, maturing on 23 September 2030	Bulgarian Eurobonds issued on ICM under the GMTN Programme, with a fixed interest rate of 1.375 %, maturing on 23 September 2050
ISSUER	REPUBLIC OF BULGARIA	REPUBLIC OF BULGARIA	REPUBLIC OF BULGARIA	REPUBLIC OF BULGARIA	REPUBLIC OF BULGARIA	REPUBLIC OF BULGARIA	REPUBLIC OF BULGARIA	REPUBLIC OF BULGARIA
Format	Reg S	RegS	RegS	RegS	Reg S	Reg S	Reg S	Reg S
Credit Ratings	Baa2 (Moody's)/ BBB- (S&P) / BBB- (Fitch)	Baa2 (Moody's)/ BB+ (S&P) / BBB- (Fitch)	Baa2 (Moody's)/ BB+ (S&P) / BBB- (Fitch)	Baa2 (Moody's)/ BB+ (S&P) / BBB- (Fitch)	Baa2(Moody's)/ BB+(S&P) / BBB- (Fitch)	Baa2(Moody's)/ BB+(S&P) / BBB- (Fitch)	Baa2(Moody's)/ BBB(S&P) / BBB(Fitch)	Baa2(Moody's)/ BBB(S&P) / BBB(Fitch)
Issue's Rating	Baa2 (Moody's) / BBB- (S&P) / BBB- (Fitch)	Baa2 (Moody's) / BB+ (S&P) / BBB- (Fitch)	Baa2 (Moody's) / BB+ (S&P) / BBB- (Fitch)	Baa2 (Moody's) / BB+ (S&P) / BBB- (Fitch)	Baa2(Moody's)/ BB+(S&P)/BBB- (Fitch)	Baa2(Moody's)/ BB+(S&P)/BBB- (Fitch)	Baa2(Moody's)/BB B(Fitch)	Baa2(Moody's)/ BBB(Fitch)
Lead Managers	Citi, HSBC, JP Morgan	Citi, HSBC (B&D), SG CIB, UniCredit	Citi, HSBC (B&D), SG CIB, UniCredit	Citi, HSBC (B&D), SG CIB, UniCredit / Goldman Sachs International	BNP Paribas, Citigroup GML, JP Morgan S. plc, UniCredit Bank AG	BNP Paribas, Citigroup GML, JP Morgan S. plc, UniCredit Bank AG	BNP Paribas, Citigroup GML, JP Morgan S. plc, UniCredit Bank AG	BNP Paribas, Citigroup GML, JP Morgan S. plc, UniCredit Bank AG
Currency Denomination	EUR	EUR	EUR	EUR	EUR	EUR	EUR	EUR
Nominal Value	EUR 1,493,000,000	EUR 1,250,000,000	EUR 1,000,000,000	EUR 900,000,000*	EUR 1,144,000,000	EUR 850,000,000	EUR 1,250,000,000	EUR 1,250,000,000
Pricing Date	26.06.2014	19.03.2015	19.03.2015	19.03.2015/ 13.11.2015	14.03.2016	14.03.2016	15.09.2020	15.09.2020
Settlement Date	03.07.2014	26.03.2015	26.03.2015	26.03.2015/ 20.11.2015	21.03.2016	21.03.2016	23.09.2020	23.09.2020
Maturity	03.09.2024	26.03.2022	26.03.2027	26.03.2035	21.03.2023	21.03.2028	23.09.2030	23.09.2050
Date of Interest Payments	Payable annually on 3 September, first interest payment on 3.09.2015	Payable annually on 26 March, first interest payment on 26.03.2016	Payable annually on 26 March, first interest payment on 26.03.2016	Payable annually on 26 March, first interest payment on 26.03.2016	Payable annually on 21 March, first interest payment on 21.03.2017	Payable annually on 21 March, first interest payment on 21.03.2017	Payable annually on 23 September, first interest payment on 23.09.2021	Payable annually on 23 September, first interest payment on 23.09.2021
Interest Coupon	2.950 %	2.000 %	2.625 %	3.125 %	1.875 %	3.000 %	0.375 %	1.375 %
Issue Price	99.085	98.849	98.918	97.982/88.514	98.192	98.237	99.863	97.566
Yield	3.055 %	2.179 %	2.732 %	3.264 %/ 3.989 %	2.156 %	3.179 %	0.389 %	1.476 %
Receipts	EUR 1,478,816,500	EUR 1,235,612,500	EUR 989,180,000	EUR 832,847,000/ EUR 44,257,000	EUR 1,123,316,480	EUR 835,014,500	EUR 1,248,287,500	EUR 1,219,575,000
Interest Rate Convention	ACT/ACT	ACT/ACT	ACT/ACT	ACT/ACT	ACT/ACT	ACT/ACT	ACT/ACT	ACT/ACT
Registrar	Luxembourg Stock Exchange	Luxembourg Stock Exchange	Luxembourg Stock Exchange	Luxembourg Stock Exchange	Luxembourg Stock Exchange	Luxembourg Stock Exchange	Luxembourg Stock Exchange	Luxembourg Stock Exchange
ISIN	XS1083844503	XS1208855616	XS1208855889	XS1208856341	XS1382693452	XS1382696398	XS2234571425	XS2234571771
Legislation	English	English	English	English	English	English	English	English
Bond Format	Registered	Registered	Registered	Registered	Registered	Registered	Registered	Registered

* The placed volumes of the issue in the amount of EUR 850,000,000 and EUR 50,000,000.

2. Issues of Government Securities Held by Residents and Non-Residents

Government Securities Issued on the domestic markets and Held by Non-Residents, BGN'000

Types of Government Securities	31.12.2020	31.03.2021	30.04.2021
Government securities issued for budget financing	49,273.6	42,971.1	43,946.1
- in BGN	34,252.1	35,177.1	36,152.1
- in EUR	15,021.5	7,794.0	7,794.0
Government securities issued for structural reform	-	-	-
- in EUR	-	-	-
- in USD	-	-	-
TOTAL	49,273.6	42,971.1	43,946.1

Source: Ministry of Finance

Bulgarian Bonds Issued on International Capital Markets and Held by Residents in the Banking Sector and Other Sectors, EUR million

Types of Government Securities	Currency	31.12.2020	31.03.2021	30.04.2021
Bulgarian Eurobonds with a fixed interest rate of 2.95 %, maturing in 2024 XS1083844503	EUR	989.30	973.75	972.74
Held by Banking sector	EUR	695.96	695.44	695.44
Held by Other sectors	EUR	293.34	278.30	277.29
Bulgarian Eurobonds with a fixed interest rate of 2 %, maturing in 2022 XS1208855616	EUR	850.95	860.37	863.37
Held by Banking sector	EUR	749.16	804.94	807.94
Held by Other sectors	EUR	101.78	55.43	55.43
Bulgarian Eurobonds with a fixed interest rate of 2.625 %, maturing in 2027 XS1208855889	EUR	625.63	608.85	607.85
Held by Banking sector	EUR	417.07	398.29	397.81
Held by Other sectors	EUR	208.56	210.56	210.04
Bulgarian Eurobonds with a fixed interest rate of 3.125%, maturing in 2035 XS1208856341	EUR	205.25	209.44	210.34
Held by Banking sector	EUR	71.55	71.55	71.56
Held by Other sectors	EUR	133.70	137.89	138.79
Bulgarian Eurobonds with a fixed interest rate of 1.875 %, maturing in 2023 XS1382693452	EUR	840.18	843.51	845.36
Held by Banking sector	EUR	612.32	652.05	653.40
Held by Other sectors	EUR	227.86	191.46	191.96
Bulgarian Eurobonds with a fixed interest rate of 3.0 %, maturing in 2028 XS1382696398	EUR	450.26	429.52	420.22
Held by Banking sector	EUR	294.01	297.22	297.15
Held by Other sectors	EUR	156.25	132.30	123.07
Bulgarian Eurobonds with a fixed interest rate of 3.0 %, maturing in 2028 XS1382696398	EUR	631.81	672.50	656.50
Held by Banking sector	EUR	504.25	539.53	523.53
Held by Other sectors	EUR	127.56	132.97	132.97
Bulgarian Eurobonds with a fixed interest rate of 3.0 %, maturing in 2028 XS1382696398	EUR	17.20	28.20	28.20
Held by Banking sector	EUR	1.50	12.50	12.50
Held by Other sectors	EUR	15.70	15.70	15.70
TOTAL	EUR	4,610.58	4,626.12	4,604.57

Source: Bulgarian National Bank

3. Issues of Government Securities Held by Pension Funds, Pension Insurance, Insurance and Health Insurance Companies

*Information about Bulgarian government securities issued on the domestic and international markets and held by non-banking financial institutions**

Types of Government Securities	Currency	Pension funds and pension insurance companies			Total
		Universal pension funds	Professional pension funds	VPF (incl. those by professional scheme)	
1. Government securities issued on the domestic market		150,700	14,182	3,083	167,965
1.1. BGN-denominated	BGN	134,036	13,690	3,059	150,784
1.2. EUR-denominated	EUR	16,664	492	25	17,180
2. Government securities issued on the international capital markets		1,114,776	74,226	95,288	1,284,290
2.1. Bulgarian Eurobonds with a fixed interest rate of 2.95 %, maturing in 2024, XS1083844503	EUR	366,665	18,004	26,460	411,129
2.2. Bulgarian Eurobonds with a fixed interest rate of 2.625 %, maturing in 2027, XS1208855889	EUR	246,802	18,809	14,882	280,492
2.3. Bulgarian Eurobonds with a fixed interest rate of 3.125 %, maturing in 2035, XS1208856341	EUR	38,551	1,961	3,187	43,699
2.4. Bulgarian Eurobonds with a fixed interest rate of 1.875 %, maturing in 2023, XS1382693452	EUR	149,238	15,446	24,471	189,154
2.5. Bulgarian Eurobonds with a fixed interest rate of 3.0 %, maturing in 2028, XS1382696398	EUR	148,219	10,657	16,603	175,479
2.6. Bulgarian Eurobonds with a fixed interest rate of 0.375 %, maturing in 2030, XS2234571425	EUR	140,458	7,723	8,440	156,621
2.7. Bulgarian Eurobonds with a fixed interest rate of 1.375 %, maturing in 2050, XS2234571771	EUR	24,843	1,627	1,245	27,714

Notes: *Data as of 31.05.2021. Data are given in BGN'000

Source: Financial Supervision Commission

*Information about Bulgarian government securities issued on the domestic and international markets and held by non-banking financial institutions**

Types of Government Securities	Currency	Insurance companies		Total
		General insurance companies	Life insurance companies	
1. Government securities issued on the domestic market		620,288	298,084	918,372
1.1. BGN-denominated	BGN	585,804	240,542	826,346
1.2. EUR-denominated	EUR	34,484	57,542	92,026
2. Government securities issued on the international markets		242,558	182,604	425,162
2.1. Bulgarian Eurobonds with a fixed interest rate of 2.95 %, maturing in 2024, XS1083844503	EUR	50,882	13,356	64,238
2.2. Bulgarian Eurobonds with a fixed interest rate of 2.0 %, maturing in 2022, XS1208855616	EUR	13,015	3,445	16,460
2.3. Bulgarian Eurobonds with a fixed interest rate of 2.625 %, maturing in 2027, XS1208855889	EUR	66,279	29,368	95,647
2.4. Bulgarian Eurobonds with a fixed interest rate of 3.125 %, maturing in 2035, XS1208856341	EUR	3,126	116,190	119,316
2.5. Bulgarian Eurobonds with a fixed interest rate of 1.875 %, maturing in 2023, XS1382693452	EUR	36,373	4,630	41,002
2.6. Bulgarian Eurobonds with a fixed interest rate of 3.0 %, maturing in 2028, XS1382696398	EUR	41,314	8,199	49,512
2.7. Bulgarian Eurobonds with a fixed interest rate of 0.375 %, maturing in 2030, XS2234571425	EUR	31,568	6,840	38,408
2.8. Bulgarian Eurobonds with a fixed interest rate of 1.375 %, maturing in 2050, XS2234571771	EUR	0	577	577

Notes: *Data as of 31.03.2021. Data are given in BGN'000

Source: Financial Supervision Commission

*Information about Bulgarian government securities issued on the domestic and international markets and held by non-banking financial institutions**

Types of Government Securities	Currency	Other non-banking financial institutions (Investment firms and CIS)*
1. Government securities issued on the domestic market		202
1.1. BGN-denominated	BGN	202
2. Government securities issued on the international markets		583
2.1. Bulgarian Eurobonds with a fixed interest rate of 0.375 %, maturing in 2030, XS2234571425	EUR	583

* The data relate only to the investment and trading portfolios of non-bank investment firms.
Notes: Preliminary data as of 31.03.2021. Data are given in BGN'000

Source: Financial Supervision Commission

4. Size, Structure and Dynamics of Government and Government Guaranteed Debt

Government and Government Guaranteed Debt, million BGN

Government debt *	31.12.2020	31.03.2021	30.04.2021	31.05.2021
Domestic government debt	5,643.6	5,960.0	5,960.0	5,960.0
I. GS issued for financing the budget	5,643.6	5,960.0	5,960.0	5,960.0
External Government Debt	21,861.1	21,843.0	21,816.8	22,751.7
I. Bonds issued in ICM	17,870.4	17,870.4	17,870.4	17,870.4
II. Loans	3,990.7	3,972.5	3,946.4	4,881.3
Government debt, total	27,504.8	27,803.0	27,776.9	28,711.7
Total government debt/GDP (%)	23.2	22.3	22.3	23.1
Government guaranteed debt				
Domestic government guaranteed debt	72.4	72.3	71.7	71.0
External government guaranteed debt	1,670.9	1,703.5	1,698.3	1,762.6
Government guaranteed debt, total	1,743.2	1,775.8	1,770.0	1,833.6
Government guaranteed debt/GDP (%)	1.5	1.4	1.4	1.5

* "Government debt" is any debt issued pursuant to the Government Debt Law.

Notes:

1. Debt at nominal value.

2. The following GDP estimates are used for the calculations:

- 2020 - BGN 118,605 million (NSI data);

- 2021 - BGN 124,480 million (MoF preliminary data).

3. The conversion of debt into BGN is at a fixed exchange rate of 1 EUR = 1.95583 BGN and at the BNB central exchange rate for the respective foreign currencies at the end of the respective periods - <https://www.bnb.bg/Statistics/StExternalSector/StExchangeRates/StERForeignCurrencies/index.htm>.

Due to roundings (in totals and percentages) some total positions in the tables and graphs are not exhausted from the constituent.

CENTRAL GOVERNMENT DEBT AND GUARANTEES

Monthly Bulletin / May 2021

ISSN 2367-868X

The contents of the bulletin may be quoted or reproduced without further permission.
Due acknowledgment is requested.

Published by the Ministry of Finance
Government Debt Directorate

tel. (+359 2) 9859 2464

<https://www.minfin.bg/en/statistics/20>

Ministry of Finance address in Reuters: MFBG01