

MINISTRY OF FINANCE

**GOVERNMENT DEBT
MANAGEMENT**

AUGUST 2005

ISSN 1311 – 0047

This issue includes materials and data received prior to 26 September 2005.

The contents of the *Government Debt Management* bulletin may be quoted or reproduced without further permission. Due acknowledgment is requested.

Published by the Ministry of Finance, Government Debt Directorate, tel. 9859 2497, 9859 2452.

Website: www.minfin.bg

Subscriptions: tel. 9145 1351

Computer typeset: Publications Division of the Bulgarian National Bank.
Printed and bound in the BNB Printing Centre.

CONTENTS

1	Budget Deficit Financing by Government Securities Issues	5
2	Domestic Debt Dynamics	31
3	External Debt Dynamics	40
4	Government Debt Structure	44
5	Municipal Debt and Social Security Funds Debt	50
6	Consolidated Government Debt	52

Abbreviations

BGN	–	<i>The abbreviation of the Redenominated Bulgarian Lev</i>
BIR	–	<i>Base Interest Rate</i>
BNB	–	<i>Bulgarian National Bank</i>
CB	–	<i>Commercial Banks</i>
CM	–	<i>Council of Ministers</i>
CMD	–	<i>Council of Ministers Decree</i>
CSB	–	<i>Consolidated State Budget</i>
EBRD	–	<i>European Bank for Reconstruction and Development</i>
EIB	–	<i>Economic and Investment Bank</i>
GDP	–	<i>Gross Domestic Product</i>
GS	–	<i>Government Securities</i>
IMF	–	<i>International Monetary Fund</i>
JBIC	–	<i>Japan Bank for International Cooperation</i>
LBNB	–	<i>Law on the Bulgarian National Bank</i>
LSPDACB	–	<i>Law on State Protection of Deposits and Accounts with Commercial Banks in Respect Whereof the BNB Has Petitioned the Institution of Bankruptcy Proceedings</i>
MF	–	<i>Ministry of Finance</i>
SBL of RB	–	<i>State Budget Law of the Republic of Bulgaria</i>
SDR	–	<i>Special Drawing Rights</i>
TFP	–	<i>Transitional and Final Provisions</i>
UBB	–	<i>United Bulgarian Bank</i>
ZUNK	–	<i>Bulgarian abbreviation of the Law on Settlement of Nonperforming Credits Negotiated prior to 31 December 1990 (LSNC)</i>



BUDGET DEFICIT FINANCING BY GOVERNMENT SECURITIES ISSUES

In August the Ministry of Finance issued through auctions organized by the BNB two government securities issues under Ordinance No. 5 including one discount treasury bills issue (three-month, No. BG3010405002) and one medium-term tap treasure bonds issue (five-year, No. BG2030105113).

At the auctions primary dealers' bids totaled BGN 142,675 thousand: BGN 36,775 thousand for three-month government securities and BGN 105,900 thousand for five-year government securities. Government securities amounting to BGN 40,000 thousand were sold including three-month government securities of BGN 15,000 thousand and five-year government securities of BGN 25,000 thousand (Charts 2 and 3). Coverage coefficient of the issues approved for sale in August accounted for 3.57: 2.45 for the three-month government securities and 4.24 for the five-year government securities (Chart 4).

Chart 1

Government Securities Issue in August

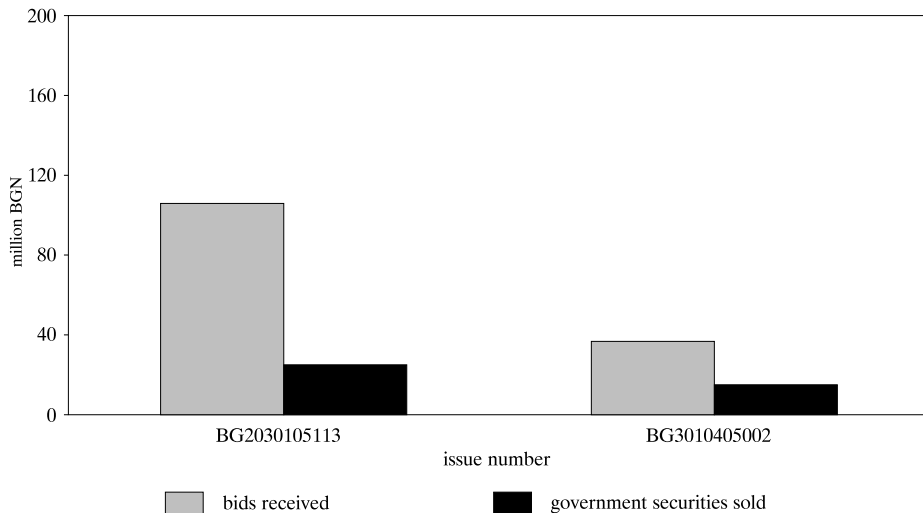


Chart 2

Sales of Government Securities Issues

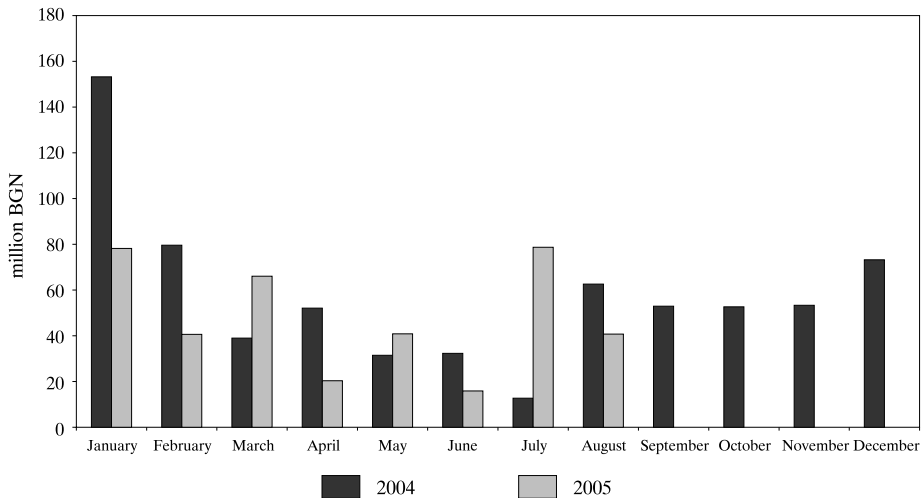
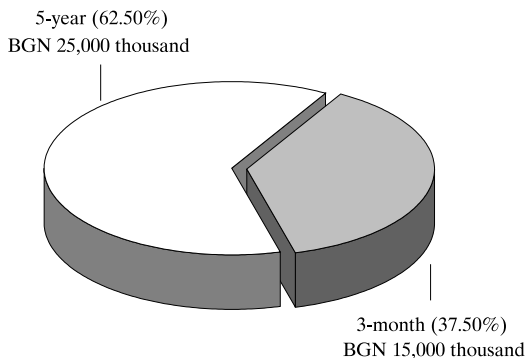
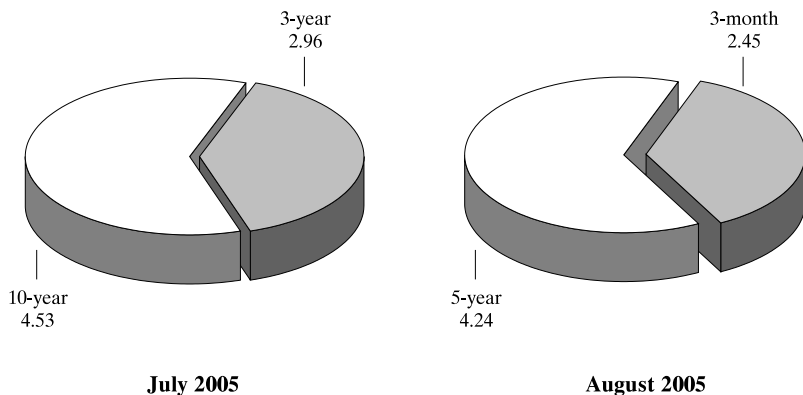


Chart 3

Structure and Volume of Government Securities Issued for Budget Deficit Financing in August



Bid-to-Cover Ratios of Issues Sold



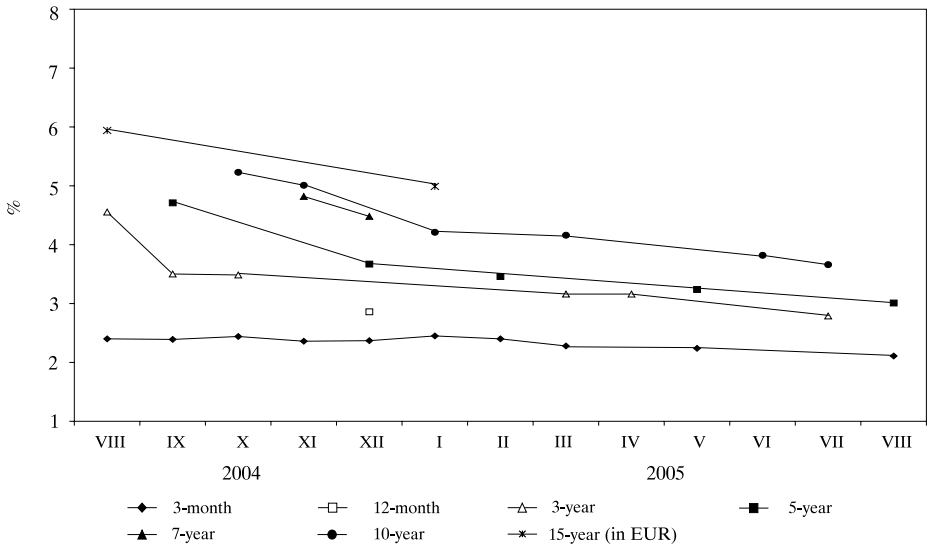
Government securities issued in August decreased by BGN 21.9 million on a year earlier basis (Chart 2).

In the review period the yield attained in the primary market indicated a gradual downward trend. The yield on the three-month treasury bills decreased by 13 basis points compared with the three-month government securities issued in May, falling from 2.24 to 2.11 per cent. The yield on the five-year treasury bonds amounted to 3.01 per cent posting a decrease of 0.23 percentage points compared with the previous month (Charts 5, 6 and 8).

One 2005 treasury bills issue (BG3010305004) and one 2002 treasury bonds issue (BG2030302116) matured in August.

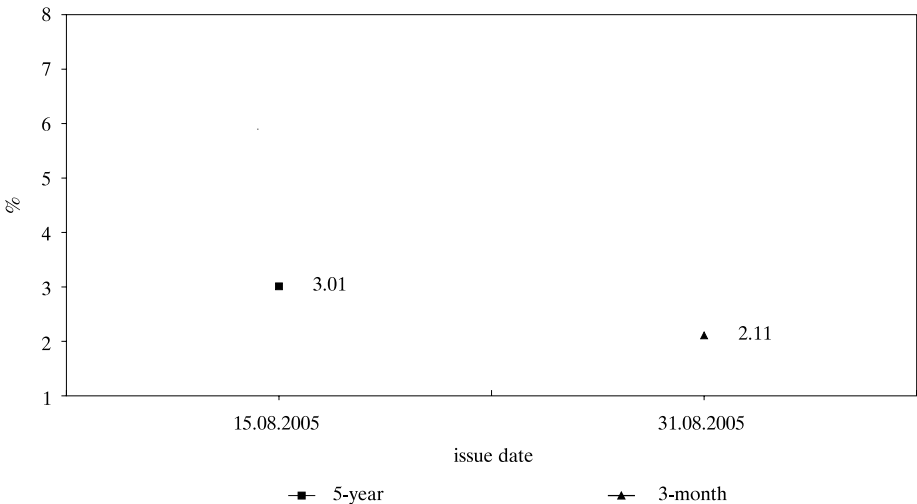
In August reverse repurchases of securities earmarked for direct sale to individuals accounted for BGN 426.2 thousand (Chart 11).

Yield of Primary Market Government Securities



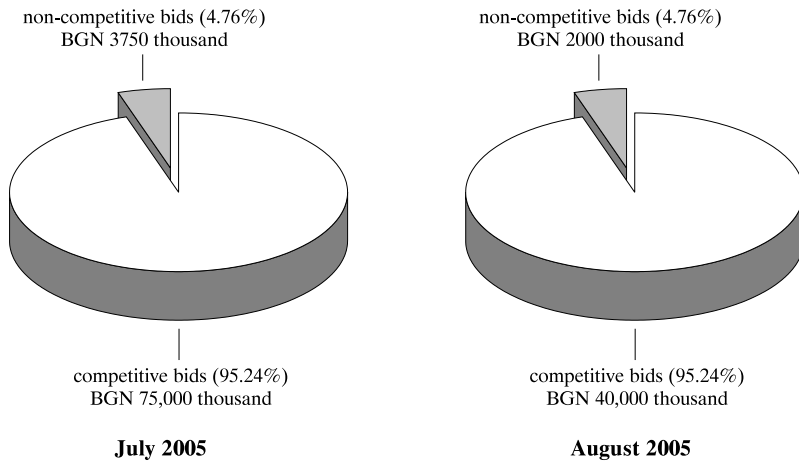
Note: Yield on an effective annual basis.

Dynamics of the Average Annual Yield of Primary Market Government Securities

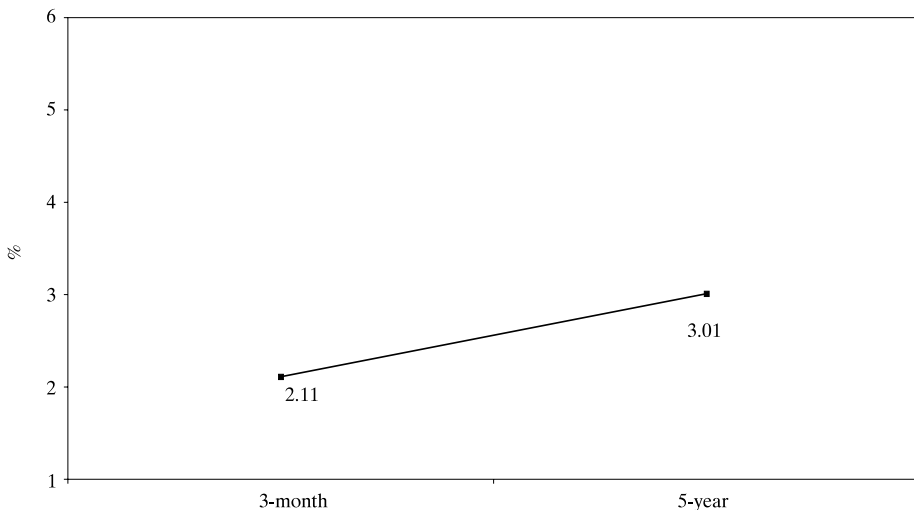


Note: The five-year government securities issue is a tap issue. The above date indicates the auction date.

Government Securities Bought in the Primary Market through Competitive and Non-competitive Bids



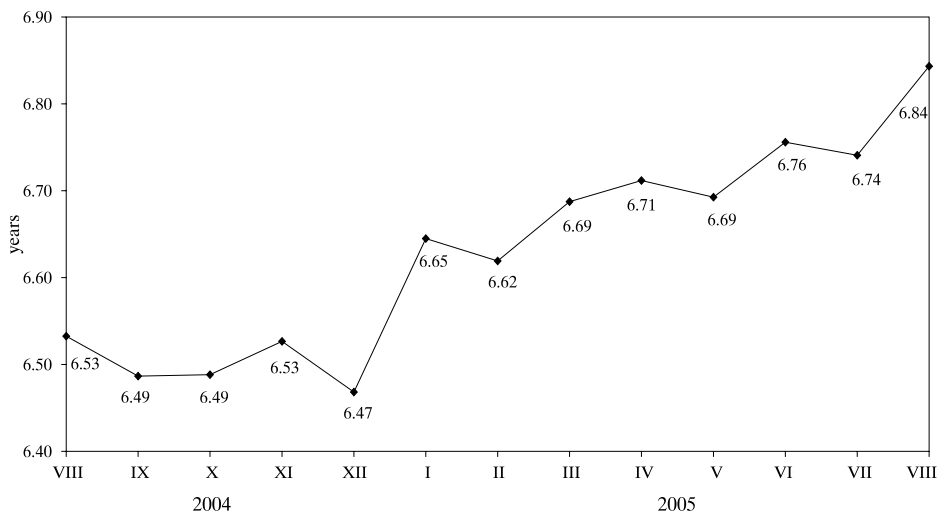
Yield Curve of Primary Market Government Securities in August



Note: Since 22 November 2004 government securities yield has been calculated according to ISMA-International Yield.

Chart 9

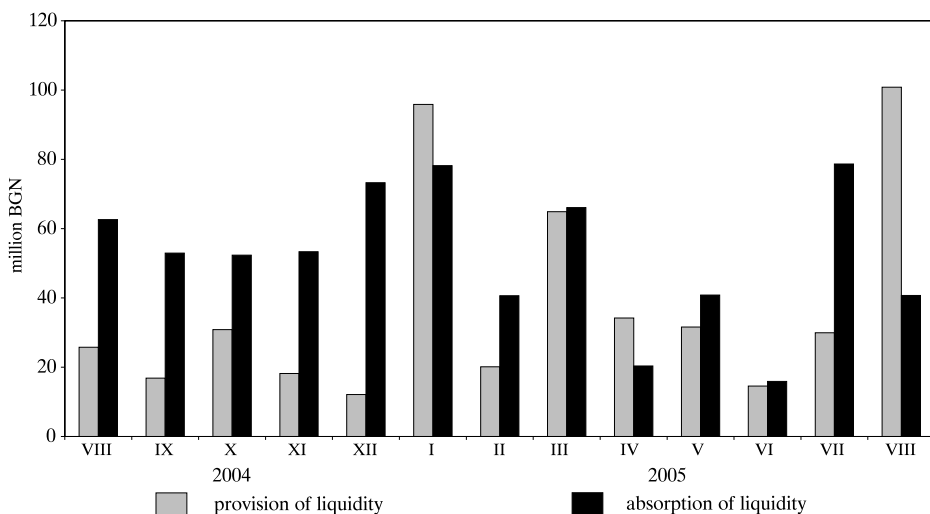
Average Term of Outstanding Government Securities Issues by Year



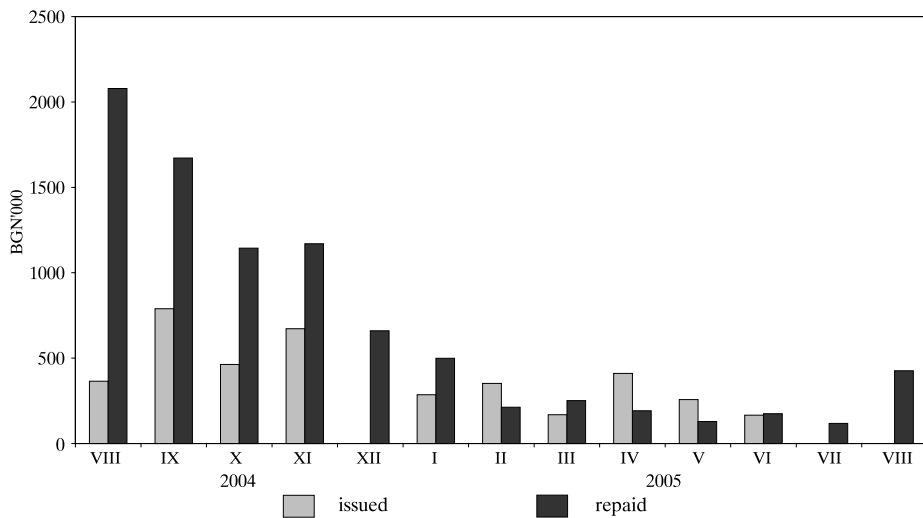
Note: The average term is calculated on the basis of the maturity structure of government securities issued for budget deficit financing.

Chart 10

Monthly Liquidity Regulation through Government Securities Maturities and Issues



Issued and Repaid Target Government Securities



Outstanding Government Securities

Discount Treasury Bills

3-month government securities

12-month government securities

Issue No.	BG3010405002	BG3011204008
Issue date	31.08.2005	15.12.2004
Maturity date	30.11.2005	15.12.2005
Nominal value of the offer (BGN'000)	15 000.00	20 000.00
Total nominal value of the bids received (BGN'000)	36 775.00	40 950.00
Total nominal value of the bids approved (BGN'000)	15 000.00	20 000.00
Average price of the bids approved per BGN 100 (%)	99.47	97.18
Average discount per BGN 100 (%)	0.53	2.82
Average annual yield (%)	2.11	2.86
Effective annual yield (%)	2.12	2.86
Bid-to-cover ratio	2.45	2.05

Note: Since 22 November 2004 government securities yield has been calculated according to ISMA-International Yield.

Treasury Bonds

3-year government securities

Issue No.	BG2030402114 ⁴			BG2030103118 ⁴		
	First opening	Second opening	Total for the issue	First opening	Second opening	Total for the issue
Auction date	09.09.2002	09.12.2002		20.01.2003	21.04.2003	
Issue date	11.09.2002	11.09.2002	11.09.2002	22.01.2003	22.01.2003	22.01.2003
Maturity date	11.09.2005	11.09.2005	11.09.2005	22.01.2006	22.01.2006	22.01.2006
Nominal value of the offer (BGN'000)	25 000.00	25 000.00	50 000.00	25 000.00	25 000.00	50 000.00
Total nominal value of the bids received (BGN'000)	33 700.00	66 700.00	100 400.00	62 650.00	42 850.00	105 500.00
Total nominal value of the bids approved (BGN'000)	25 000.00	25 000.00	50 000.00	25 000.00	25 000.00	50 000.00
Average price of the bids approved per BGN 100 (%)	99.13	100.80	99.97	101.57	101.01	101.29
Interest rate	6.00	6.00	6.00	5.50	5.50	5.50
Bid-to-cover ratio	1.35	2.67	2.01	2.51	1.71	2.11
Average annual yield (%)	6.32	5.71	6.01	4.93	5.13	5.03

(continued)

3-year government securities

(continued)

Issue No.	BG2030104116 ¹					
	First opening	Second opening	Third opening	Fourth opening	Fifth opening	Total for the issue
Auction date	16.02.2004	19.04.2004	09.08.2004	20.09.2004	11.10.2004	
Issue date	18.02.2004	18.02.2004	18.02.2004	18.02.2004	18.02.2004	18.02.2004
Maturity date	18.02.2007	18.02.2007	18.02.2007	18.02.2007	18.02.2007	18.02.2007
Nominal value of the offer (BGN'000)	20 000.00	20 000.00	20 000.00	20 000.00	20 000.00	100 000.00
Total nominal value of the bids received (BGN'000)	93 850.00	48 250.00	46 040.00	43 500.00	53 900.00	285 540.00
Total nominal value of the bids approved (BGN'000)	20 000.00	20 000.00	20 000.00	20 000.00	20 000.00	100 000.00
Average price of the bids approved per BGN 100 (%)	99.76	100.11	100.08	100.03	100.08	100.00
Interest rate	3.30	3.30	4.58	3.51	3.51	3.68
Bid-to-cover ratio	4.69	2.41	2.30	2.18	2.70	2.86
Average annual yield (%)	3.39	3.26	4.55	3.50	3.48	3.68

(continued)

3-year government securities

(continued)

Issue No.	BG2030005115 ³			
	First opening	Second opening	Third opening	Total for the issue
Auction date	14.03.2005	04.04.2005	11.07.2005	
Issue date	16.03.2005	16.03.2005	16.03.2005	16.03.2005
Maturity date	16.03.2008	16.03.2008	16.03.2008	16.03.2008
Nominal value of the offer (BGN'000)	25 000.00	20 000.00	40 000.00	85 000.00
Total nominal value of the bids received (BGN'000)	78 870.00	73 120.00	118 207.00	270 197.00
Total nominal value of the bids approved (BGN'000)	25 000.00	20 000.00	40 000.00	85 000.00
Average price of the bids approved per BGN 100 (%)	101.06	101.03	101.89	101.44
Interest rate	3.50	3.50	3.50	3.50
Bid-to-cover ratio	3.15	3.66	2.96	3.18
Average annual yield (%)	3.16	3.16	2.79	2.99

(continued)

5-year government securities

(continued)

Issue No.	BG2030900117 ³			Total for the issue**	BG2030101112 ³			Total for the issue**
	First opening	Second opening	Third opening		First opening	Second opening	Third opening	
Auction date	09.10.2000	06.11.2000	11.12.2000		22.01.2001	26.02.2001	26.03.2001	
Issue date	11.10.2000	11.10.2000	11.10.2000	11.10.2000	24.01.2001	24.01.2001	24.01.2001	24.01.2001
Maturity date	05.10.2005	05.10.2005	05.10.2005	05.10.2005	24.01.2006	24.01.2006	24.01.2006	24.01.2006
Nominal value of the offer (BGN'000)	10 000.00	15 000.00	15 000.00	40 000.00	20 000.00	20 000.00	20 000.00	60 000.00
Total nominal value of the bids received (BGN'000)	46 780.00	35 511.11	31 074.00	113 365.10	95 924.14	87 276.00	70 430.00	253 630.14
Total nominal value of the bids approved (BGN'000)	10 000.00	15 000.00	15 000.00	28 755.89	20 000.00	20 000.00	20 000.00	29 325.90
Average price of the bids approved per BGN 100 (%)	98.78	99.63	99.87	99.51	101.65	104.60	106.40	104.22
Interest rate	9.00	9.00	9.00	9.00	9.00	9.00	9.00	9.00
Bid-to-cover ratio	4.68	2.37	2.07	2.83	4.80	4.36	3.52	4.23
Average annual yield (%)	9.31	9.09	9.03	9.12	8.59	7.87	7.44	7.96

(continued)

5-year government securities

(continued)

Issue No.	BG2030301118 ³				BG2030501113 ³			
	First opening	Second opening	Third opening	Total for the issue**	First opening	Second opening	Third opening	Total for the issue
Auction date	23.04.2001	21.05.2001	25.06.2001		23.07.2001	20.08.2001	24.09.2001	
Issue date	25.04.2001	25.04.2001	25.04.2001	25.04.2001	25.07.2001	25.07.2001	25.07.2001	25.07.2001
Maturity date	25.04.2006	25.04.2006	25.04.2006	25.04.2006	25.07.2006	25.07.2006	25.07.2006	25.07.2006
Nominal value of the offer (BGN'000)	20 000.00	20 000.00	20 000.00	60 000.00	20 000.00	20 000.00	20 000.00	60 000.00
Total nominal value of the bids received (BGN'000)	55 846.00	60 050.00	49 500.00	165 396.00	51 650.00	41 950.00	46 470.00	140 070.00
Total nominal value of the bids approved (BGN'000)	20 000.00	20 000.00	20 000.00	60 000.00	20 000.00	20 000.00	20 000.00	60 000.00
Average price of the bids approved per BGN 100 (%)	103.61	104.48	104.66	104.25	100.79	100.10	100.40	100.43
Interest rate	8.00	8.00	8.00	8.00	7.00	7.00	7.00	7.00
Bid-to-cover ratio	2.79	3.00	2.48	2.76	2.58	2.10	2.32	2.33
Average annual yield (%)	7.13	6.92	6.88	6.98	6.81	6.98	6.90	6.90

(continued)

5-year government securities

(continued)

Issue No.	BG2030701119 ³				BG2030002112 ²				
	First opening	Second opening	Third opening	Total for the issue	First opening	Second opening	Third opening	Fourth opening	Total for the issue
Auction date	22.10.2001	26.11.2001	21.12.2001		07.01.2002	11.02.2002	08.04.2002	07.05.2002	
Issue date	24.10.2001	24.10.2001	24.10.2001	24.10.2001	09.01.2002	09.01.2002	09.01.2002	09.01.2002	09.01.2002
Maturity date	24.10.2006	24.10.2006	24.10.2006	24.10.2006	09.01.2007	09.01.2007	09.01.2007	09.01.2007	09.01.2007
Nominal value of the offer (BGN'000)	20 000.00	20 000.00	20 000.00	60 000.00	25 000.00	20 000.00	25 000.00	20 000.00	90 000.00
Total nominal value of the bids received (BGN'000)	43 400.00	55 400.00	28 750.00	127 550.00	62 850.00	72 470.00	47 080.00	36 250.00	218 650.00
Total nominal value of the bids approved (BGN'000)	20 000.00	20 000.00	20 000.00	60 000.00	25 000.00	20 000.00	25 000.00	20 000.00	90 000.00
Average price of the bids approved per BGN 100 (%)	100.22	100.36	100.20	100.29	100.71	101.98	102.01	102.07	101.66
Interest rate	7.00	7.00	7.00	7.00	7.00	7.00	7.00	7.00	7.00
Bid-to-cover ratio	2.17	2.77	1.44	2.13	2.51	3.62	1.88	1.81	2.43
Average annual yield (%)	6.95	6.91	6.95	6.93	6.83	6.53	6.52	6.51	6.60

(continued)

5-year government securities

(continued)

Issue No.	BG2030202118 ²					BG2030003110 ³			
	First opening	Second opening	Third opening	Fourth opening	Total for the issue	First opening	Second opening	Third opening	Total for the issue
Auction date	08.07.2002	12.08.2002	07.10.2002	11.11.2002		13.01.2003	10.02.2003	02.06.2003	
Issue date	10.07.2002	10.07.2002	10.07.2002	10.07.2002	10.07.2002	15.01.2003	15.01.2003	15.01.2003	15.01.2003
Maturity date	10.07.2007	10.07.2007	10.07.2007	10.07.2007	10.07.2007	15.01.2008	15.01.2008	15.01.2008	15.01.2008
Nominal value of the offer (BGN'000)	25 000.00	20 000.00	25 000.00	20 000.00	90 000.00	30 000.00	25 000.00	20 000.00	75 000.00
Total nominal value of the bids received (BGN'000)	38 080.00	19 100.00	49 950.00	67 184.70	174 314.70	87 720.00	50 900.00	49 450.00	188 070.00
Total nominal value of the bids approved (BGN'000)	25 000.00	14 750.00	25 000.00	20 000.00	84 750.00	30 000.00	25 000.00	20 000.00	75 000.00
Average price of the bids approved per BGN 100 (%)	99.81	98.45	98.78	99.52	99.20	100.42	100.55	100.40	100.46
Interest rate	6.50	6.50	6.50	6.50	6.50	5.625	5.625	5.625	5.625
Bid-to-cover ratio	1.52	0.96	2.00	3.36	1.94	2.92	2.04	2.47	2.51
Average annual yield (%)	6.55	6.87	6.79	6.61	6.69	5.53	5.50	5.53	5.52

(continued)

5-year government securities

(continued)

Issue No.	BG2030203116 ¹					Total for the issue
	First opening	Second opening	Third opening	Fourth opening	Fifth opening	
Auction date	07.07.2003	04.08.2003	08.09.2003	12.11.2003	01.12.2003	
Issue date	09.07.2003	09.07.2003	09.07.2003	09.07.2003	09.07.2003	09.07.2003
Maturity date	09.07.2008	09.07.2008	09.07.2008	09.07.2008	09.07.2008	09.07.2008
Nominal value of the offer (BGN'000)	25 000.00	15 000.00	20 000.00	20 000.00	20 000.00	100 000.00
Total nominal value of the bids received (BGN'000)	47 300.00	37 150.00	43 600.00	56 500.00	60 750.00	245 300.00
Total nominal value of the bids approved (BGN'000)	25 000.00	15 000.00	20 000.00	20 000.00	20 000.00	100 000.00
Average price of the bids approved per BGN 100 (%)	99.12	98.33	98.25	99.22	99.48	98.92
Interest rate	4.75	4.75	4.75	4.75	4.75	4.75
Bid-to-cover ratio	1.89	2.48	2.18	2.83	3.04	2.45
Average annual yield (%)	4.95	5.13	5.15	4.93	4.87	5.00

(continued)

5-year government securities

(continued)

Issue No.	BG2030004118 ¹						BG2030105113 ³			
	First opening	Second opening	Third opening	Fourth opening	Fifth opening	Total for the issue	First opening	Second opening	Third opening	Total for the issue
Auction date	05.01.2004	01.03.2004	07.06.2004	13.09.2004	20.12.2004		14.02.2005	09.05.2005	15.08.2005	
Issue date	07.01.2004	07.01.2004	07.01.2004	07.01.2004	07.01.2004	07.01.2004	16.02.2005	16.02.2005	16.02.2005	16.02.2005
Maturity date	07.01.2009	07.01.2009	07.01.2009	07.01.2009	07.01.2009	07.01.2009	16.02.2010	16.02.2010	16.02.2010	16.02.2010
Nominal value of the offer (BGN'000)	20 000.00	20 000.00	20 000.00	20 000.00	20 000.00	100 000.00	25 000.00	25 000.00	25 000.00	75 000.00
Total nominal value of the bids received (BGN'000)	84 450.00	60 120.00	35 850.00	76 600.00	92 285.00	284 855.00	108 300.00	98 810.00	105 900.00	313 010.00
Total nominal value of the bids approved (BGN'000)	20 000.00	20 000.00	20 000.00	20 000.00	20 000.00	100 000.00	25 000.00	25 000.00	25 000.00	75 000.00
Average price of the bids approved per BGN 100 (%)	99.79	100.72	96.88	99.94	103.98	100.26	101.43	102.36	103.17	102.32
Interest rate	4.70	4.70	4.70	4.70	4.70	4.70	3.75	3.75	3.75	3.75
Bid-to-cover ratio	4.22	3.01	1.79	3.83	4.61	2.85	4.33	3.95	4.24	4.17
Average annual yield (%)	4.75	4.54	5.42	4.71	3.67	4.62	3.46	3.24	3.01	3.24

(continued)

7-year government securities

(continued)

Issue No.	BG2040001211 ⁴			BG2040002219 ⁴			BG2040102217 ³			
	First opening	Second opening	Total for the issue	First opening	Second opening	Total for the issue	First opening	Second opening	Third opening	Total for the issue
Auction date	29.10.2001	30.11.2001		14.01.2002	21.01.2002		18.02.2002	18.03.2002	13.05.2002	
Issue date	31.10.2001	31.10.2001	31.10.2001	16.01.2002	16.01.2002	16.01.2002	20.02.2002	20.02.2002	20.02.2002	20.02.2002
Maturity date	31.10.2008	31.10.2008	31.10.2008	16.01.2009	16.01.2009	16.01.2009	20.05.2009	20.05.2009	20.05.2009	20.05.2009
Nominal value of the offer (BGN'000)	30 000.00	11 070.00	30 000.00	30 000.00	30 000.00	60 000.00	30 000.00	25 000.00	35 000.00	90 000.00
Total nominal value of the bids received (BGN'000)	53 672.00	54 615.00	108 287.00	106 295.00	99 331.00	205 626.00	63 350.00	58 812.00	58 300.00	180 462.00
Total nominal value of the bids approved (BGN'000)	18 930.00	11 070.00	30 000.00	30 000.00	50 000.00	80 000.00*	30 000.00	25 000.00	35 000.00	90 000.00
Average price of the bids approved per BGN 100 (%)	95.45	98.19	96.46	100.47	101.46	101.09	99.05	99.77	99.44	99.40
Interest rate	7.50	7.50	7.50	7.50	7.50	7.50	7.00	7.00	7.00	7.00
Bid-to-cover ratio	1.79	4.93	3.61	3.54	3.31	3.43	2.11	2.35	1.67	2.01
Average annual yield (%)	8.37	7.84	8.17	7.41	7.23	7.30	7.17	7.04	7.10	7.10

(continued)

7-year government securities

(continued)

Issue No.	BG2040302213 ²					BG2040103215 ¹					
	First opening	Second opening	Third opening	Fourth opening	Total for the issue	First opening	Second opening	Third opening	Fourth opening	Fifth opening	Total for the issue
Auction date	15.07.2002	19.08.2002	14.10.2002	18.11.2002		03.02.2003	14.04.2003	07.05.2003	21.07.2003	20.10.2003	
Issue date	17.07.2002	17.07.2002	17.07.2002	17.07.2002	17.07.2002	05.02.2003	05.02.2003	05.02.2003	05.02.2003	05.02.2003	05.02.2003
Maturity date	17.07.2009	17.07.2009	17.07.2009	17.07.2009	17.07.2009	05.02.2010	06.02.2010	05.02.2010	05.02.2010	05.02.2010	05.02.2010
Nominal value of the offer (BGN'000)	20 000.00	15 000.00	20 000.00	15 000.00	70 000.00	20 000.00	20 000.00	20 000.00	15 000.00	30 000.00	105 000.00
Total nominal value of the bids received (BGN'000)	29 863.50	24 239.00	48 880.30	86 964.00	189 946.80	77 850.00	49 650.00	34 800.00	46 260.00	68 030.00	276 590.00
Total nominal value of the bids approved (BGN'000)	20 000.00	15 000.00	20 000.00	15 000.00	70 000.00	20 000.00	20 000.00	20 000.00	15 000.00	30 000.00	105 000.00
Average price of the bids approved per BGN 100 (%)	98.39	96.38	96.63	99.09	97.61	100.42	98.90	98.06	101.92	102.27	100.42
Interest rate	7.00	7.00	7.00	7.00	7.00	5.875	5.875	5.875	5.875	5.875	5.875
Bid-to-cover ratio	1.49	1.62	2.44	5.80	2.71	3.89	2.48	1.74	3.08	2.27	2.63
Average annual yield (%)	7.30	7.68	7.63	7.17	7.44	5.80	6.07	6.22	5.54	5.48	5.80

(continued)

7-year government securities

(continued)

Issue No.	BG2040203213 ^{4*}			BG2040104213 ²				Total for the issue
	First opening	Second opening	Total for the issue	First opening	Second opening	Third opening	Fourth opening	
Auction date	18.02.2003	10.03.2003		09.02.2004	03.05.2004	01.11.2004	07.12.2004	
Issue date	24.02.2003	24.02.2003	24.02.2003	11.02.2004	11.02.2004	11.02.2004	11.02.2004	11.02.2004
Maturity date	24.05.2010	24.05.2010	24.05.2010	11.02.2011	11.02.2011	11.02.2011	11.02.2011	11.02.2011
Nominal value of the offer (BGN'000)	50 000.00	25 000.00	75 000.00	20 000.00	20 000.00	20 000.00	20 000.00	60 000.00
Total nominal value of the bids received (BGN'000)	139 990.00	76 475.00	216 465.00	76 850.00	39 060.00	90 400.00	97 000.00	206 310.00
Total nominal value of the bids approved (BGN'000)	50 000.00	55 000.00	105 000.00	20 000.00	20 000.00	20 000.00	20 000.00	60 000.00
Average price of the bids approved per BGN 100 (%)	100.99	100.55	100.76	98.42	96.77	99.61	101.69	99.12
Interest rate	5.75	5.75	5.75	4.75	4.75	4.75	4.75	4.75
Bid-to-cover ratio	2.80	3.06	2.89	3.84	1.95	4.52	4.85	3.44
Average annual yield (%)	5.58	5.65	5.62	5.02	5.31	4.82	4.48	4.91

(continued)

10-year government securities

(continued)

Issue No.	BG2040202215 ²					BG2040003217 ⁴		
	First opening	Second opening	Third opening	Fourth opening	Total for the issue	First opening	Second opening	Total for the issue
Auction date	15.04.2002	22.04.2002	17.06.2002	22.07.2002		06.01.2003	31.03.2003	
Issue date	17.04.2002	17.04.2002	17.04.2002	17.04.2002	17.04.2002	08.01.2003	08.01.2003	08.01.2003
Maturity date	17.04.2012	17.04.2012	17.04.2012	17.04.2012	17.04.2012	08.01.2013	08.01.2013	08.01.2013
Nominal value of the offer (BGN'000)	15 000.00	25 000.00	25 000.00	25 000.00	90 000.00	30 000.00	20 000.00	50 000.00
Total nominal value of the bids received (BGN'000)	72 080.00	59 589.60	42 338.50	28 859.30	202 867.40	94 289.80	56 355.00	150 644.80
Total nominal value of the bids approved (BGN'000)	15 000.00	25 000.00	25 000.00	19 920.00	84 920.00	30 000.00	20 000.00	50 000.00
Average price of the bids approved per BGN 100 (%)	98.14	96.77	95.92	93.76	96.06	104.08	105.18	104.52
Interest rate	7.50	7.50	7.50	7.50	7.50	7.50	7.50	7.50
Bid-to-cover ratio	4.81	2.38	1.69	1.15	2.25	3.14	2.82	3.01
Average annual yield (%)	7.77	7.97	8.10	8.44	8.08	6.93	6.78	6.87

(continued)

10-year government securities

(continued)

Issue No.	BG2040303211 ⁴			BG2040004215 ²				
	First opening	Second opening	Total for the issue	First opening	Second opening	Third opening	Fourth opening	Total for the issue
Auction date	30.06.2003	29.09.2003		02.02.2004	13.04.2004	04.10.2004	15.11.2004	
Issue date	02.07.2003	02.07.2003	02.07.2003	04.02.2004	04.02.2004	04.02.2004	04.02.2004	04.02.2004
Maturity date	02.07.2013	02.07.2013	02.07.2013	04.02.2014	04.02.2014	04.02.2014	04.02.2014	04.02.2014
Nominal value of the offer (BGN'000)	20 000.00	30 000.00	50 000.00	20 000.00	20 000.00	20 000.00	20 000.00	40 000.00
Total nominal value of the bids received (BGN'000)	69 350.00	78 753.00	148 103.00	85 300.00	82 680.00	86 010.00	78 128.00	167 980.00
Total nominal value of the bids approved (BGN'000)	20 000.00	30 000.00	50 000.00	20 000.00	20 000.00	20 000.00	20 000.00	40 000.00
Average price of the bids approved per BGN 100 (%)	98.82	97.71	98.15	97.85	99.20	99.75	101.47	99.57
Interest rate	5.75	5.75	5.75	5.20	5.20	5.20	5.20	5.20
Bid-to-cover ratio	3.47	2.63	2.96	4.27	4.13	4.30	3.91	4.20
Average annual yield (%)	5.91	6.06	6.00	5.48	5.30	5.23	5.01	5.26

(continued)

10 -year government securities

(continued)

Issue No.	BG2040005212 ²				
	First opening	Second opening	Third opening	Fourth opening	Total for the issue
Auction date	10.01.2005	07.03.2005	06.06.2005	04.07.2005	
Issue date	12.01.2005	12.01.2005	12.01.2005	12.01.2005	12.01.2005
Maturity date	12.01.2015	12.01.2015	12.01.2015	12.01.2015	12.01.2015
Nominal value of the offer (BGN'000)	25 000.00	25 000.00	15 000.00	35 000.00	100 000.00
Total nominal value of the bids received (BGN'000)	130 600.00	102 150.00	86 325.00	158 625.00	477 700.00
Total nominal value of the bids approved (BGN'000)	25 000.00	25 000.00	15 000.00	35 000.00	100 000.00
Average price of the bids approved per BGN 100 (%)	100.68	101.09	103.74	105.00	102.75
Interest rate	4.25	4.25	4.25	4.25	4.25
Bid-to-cover ratio	5.22	4.09	5.76	4.53	4.78
Average annual yield (%)	4.21	4.16	3.82	3.66	3.95

(continued)

15-year government securities

(continued)

Issue No.	BG2040403219 ^{2*}				
	First opening	Second opening	Third opening	Fourth opening	Total for the issue
Auction date	03.11.2003	19.01.2004	02.08.2004	03.01.2005	
Issue date	12.11.2003	12.11.2003	12.11.2003	12.11.2003	12.11.2003
Maturity date	11.10.2018	11.10.2018	11.10.2018	11.10.2018	11.10.2018
Nominal value of the offer (BGN'000)	20 000.00	50 000.00	15 000.00	15 000.00	100 000.00
Total nominal value of the bids received (BGN'000)	73 628.54	124 820.00	62 878.00	89 545.00	350 871.54
Total nominal value of the bids approved (BGN'000)	20 000.00	50 000.00	15 000.00	15 000.00	100 000.00
Average price of the bids approved per BGN 100 (%)	94.81	99.43	100.59	110.58	100.35
Interest rate	6.00	6.00	6.00	6.00	6.00
Bid-to-cover ratio	3.68	2.50	4.19	5.97	3.51
Average annual yield (%)	6.55	6.06	5.94	4.99	5.96

¹ The price indicated in the *Total for the issue* column is a result of the five auctions organized for sale of this issue.

² The price indicated in the *Total for the issue* column is a result of the four auctions organized for sale of this issue.

³ The price indicated in the *Total for the issue* column is a result of the three auctions organized for sale of this issue.

⁴ The price indicated in the *Total for the issue* column is a result of the two auctions organized for sale of this issue.

* Issues Nos. BG2040203213 and BG2040403219 are denominated in euro and all related values are also in euro.

** In 2003 reverse repurchases totalled BGN 49,171.1 thousand.

Note: Since 22 November 2004 government securities yield has been calculated according to ISMA-International Yield.

Government Securities Issued to Settle Non-performing Loans of State-owned Companies to Banks

Legal regulation	CMD 244/91	CMD 186/93	Art. 4 ZUNK/93	Art. 5 ZUNK/93	CMD 3/94	§10 of TFP of SBL/99
Issue No.	BG 2000192224	BG 2009993226	BG 2009893228	BG 2009794228	BG 2009693222	BG 2040099223
Issue date	01.01.1992	01.07.1993	01.10.1993	01.01.1994	01.12.1993	01.07.1999
Maturity date	01.01.2011	01.07.2017	01.10.2018	01.01.2019	01.12.2018	01.01.2019
Maturity (years)	19	24	25	25	25	19.5
Grace period (years)	4	4	5	5	5	
Redemption term (years)	15	20	20	20	20	19.5
Repayments	15 equal annual installments	20 equal annual installments	20 equal annual installments	20 equal annual installments	20 equal annual installments	20 equal annual installments
Principal (thousand)	BGN 1651.04	BGN 1526.20	BGN 6028.76	USD 138,472.50	BGN 646.87	EUR 116,943.22
Interest payments	semiannual	semiannual	semiannual	semiannual	annual	semiannual
Interest	BIR+1	BIR	BIR	LIBOR*	BIR	EURIBOR**

* Six-month LIBOR of the US dollar for the preceding interest period; the amount of the interest coupon is announced by the Minister of Finance three days after the beginning of each interest period.

** Six-month EURIBOR for the preceding interest period; the amount of the interest coupon is announced by the Minister of Finance three days after the beginning of each interest period.

EUR-denominated issue BG 2040099223 has the same status as the USD-denominated issue BG 2009794228 (issued under Article 5 of ZUNK).

Pursuant to CM Decree No. 221 of 1995 holders of long-term government bonds issued under ZUNK, negotiated prior to 31 December 1990, CM Decrees No. 244 of 1991, No. 186 of 1993 and No. 3 of 1994 may use them as legal tender in privatization transactions.

Pursuant to CM Decree No. 22 of 1995, long-term government bonds issued under ZUNK may be used to repay obligations of state-owned enterprises, firms and commercial companies to the government, transformed under Article 10 of ZUNK. In meeting these obligations, long-term government bonds are valued at their nominal for the bonds denominated in US dollars, and 80% for those denominated in levs.

Principals are based on actual data as of 31 August 2005.

Pending Payments on Government Securities in October 2005

(BGN'000)

Government securities	Monday	Tuesday	Wednesday	Thursday	Friday
	3	4	5	6	7
ZUNK (levs) target issues bonds	497.76 31.99		29 544.82		
	10	11	12	13	14
target issues bonds		5883.57			
	17	18	19	20	21
bills target issues bonds	32.72 3175.78			8.53	
	24	25	26	27	28
target issues bonds	2105.75	1724.83		2.42	
	31				
target issues bonds	25.0 1134.2				

Note: When the payment day is not a business day, payment is effected on the following business day.

Auction Calendar of Government Securities Issues for October 2005

Auction date	Issue date	Maturity date	Issue term	Scheduled volume (BGN)	Total nominal value (BGN)
03.10.2005*	12.01.2005	12.01.2015	10-year	25 000 000	up to 150 000 000
10.10.2005*	16.02.2005	16.02.2010	5-year	25 000 000	up to 100 000 000
24.10.2005	26.10.2005	26.01.2006	3-month	15 000 000	
TOTAL, incl.:				65 000 000	
bills				15 000 000	
bonds				50 000 000	

* Tap issue.

The Ministry of Finance is entitled to make relevant adjustments in the calendar where necessary.

By end-August 2005 domestic debt totaled BGN 2,794,732.8 thousand in nominal terms. Share of the debt on government securities issued for budget deficit financing was 83.5 per cent (BGN 2,334,132 thousand) and that on government securities issued for structural reform 16.5 per cent (BGN 460, 600.7 thousand) (Chart 12).

Between January and August 2005 issued government securities accounted for BGN 370,977.6 thousand; of this, BGN 1640.1 thousand were directly sold to individuals. Government securities repaid in August accounted for BGN 248,004.8 thousand, including short-term treasury bills of BGN 121,000 thousand. As a result of effected operations, the share of five-year government securities in the maturity structure of government securities increased at the expense mainly of the decrease in three-year securities. By end-August the three-month securities comprised 0.6 per cent, twelve-month 0.8 per cent, seven-year 27.7 per cent, ten-year 15.3 per cent and fifteen-year 8.2 per cent (Chart 13). The average-weighted maturity of government securities issued for budget deficit financing reached six years and ten months. Government securities issued for structural reform comprised BGN 460,600.7 thousand by the end of the review period.

Debt foreign exchange structure in August changed slightly as a result of issued government securities and effected repayments (Chart 14). The share of government securities in euro increased reaching 16.9 per cent at the expense of the decrease in the share of government securities in levs and in US dollars which amounted to 75.1 per cent and 7.9 per cent. Debt maturity structure also changed. Long-term securities increased to 60.2 per cent at the expense of short-term and medium securities which decreased to 1.2 per cent and 38.6 per cent respectively (Chart 15). Government securities with fixed interest coupons comprised 83.5 per cent and government securities with floating interest coupons 16.5 per cent (Chapter 16).

Since early-2005 repaid interest and discounts on government securities issued on the domestic market have totaled BGN 111,812.5 thousand. Interest and discounts on government securities for budget deficit financing of BGN 102,598.7 thousand, or 91.8 per cent of the total repaid interest and discounts, were repaid in August (Chart 18). Interest paid on five-year bonds occupied the largest share, 35.1 per cent, followed by seven-year bonds, 34.4 per cent (Chart 17).

Domestic Debt

(BGN'000/EUR'000/USD'000)

Structure	Amount as of 31 Dec. 2004	Change in 2005		Amount as of 31 August 2005
		increase	decrease	
I. DEBT ON GOVERNMENT SECURITIES ISSUED FOR BUDGET DEFICIT FINANCING				
1. Government securities issued in 2000	28 275.9	-	-	28 275.9
5-year	28 275.9	-	-	28 275.9
2. Government securities issued in 2001	221 328.9	-	-	221 328.9
2.1. Medium-term	191 328.9	-	-	191 328.9
5-year	191 328.9	-	-	191 328.9
2.2. Long-term	30 000.0	-	-	30 000.0
7-year	30 000.0	-	-	30 000.0
3. Government securities issued in 2002	674 670.0	-	125 000.0	549 670.0
3.1. Medium-term	349 750.0	-	125 000.0	224 750.0
3-year	175 000.0	-	125 000.0	50 000.0
5-year	174 750.0	-	-	174 750.0
3.2. Long-term	324 920.0	-	-	324 920.0
7-year	240 000.0	-	-	240 000.0
10-year	84 920.0	-	-	84 920.0
4. Government securities issued in 2003	829 290.6	29 337.5	1 155.6	857 472.4
4.1. Medium-term	252 682.9	-	1 155.6	251 527.3
3-year	77 682.9	-	1 155.6	76 527.3
5-year	175 000.0	-	-	175 000.0
4.2. Long-term	576 607.7	29 337.5	-	605 945.2
7-year	310 362.2	-	-	310 362.2
EUR-denominated (lev equivalent)	205 362.2	-	-	205 362.2
10-year	100 000.0	-	-	100 000.0
15-year	166 245.6	29 337.5	-	195 583.0
EUR-denominated (lev equivalent)	166 245.6	29 337.5	-	195 583.0
5. Government securities issued in 2004	457 593.9	-	56 808.4	400 785.6
5.1. Short-term	76 000.0	-	56 000.0	20 000.0
3-month	36 000.0	-	36 000.0	-
12-month	40 000.0	-	20 000.0	20 000.0
5.2. Medium-term	221 593.9	-	808.4	220 785.6
3-year	112 396.9	-	535.6	111 861.3
5-year	109 197.1	-	272.8	108 924.3
EUR-denominated (lev equivalent)	9 197.1	-	272.8	8 924.3
5.3. Long-term	160 000.0	-	-	160 000.0
7-year	80 000.0	-	-	80 000.0
10-year	80 000.0	-	-	80 000.0
6. Government securities issued in 2005	-	341 640.1	65 040.8	276 599.3
6.1. Short-term	-	80 000.0	65 000.0	15 000.0
3-month	-	80 000.0	65 000.0	15 000.0
6.2. Medium-term	-	161 640.1	40.8	161 599.3
3-year	-	85 741.3	29.4	85 712.0
5-year	-	75 898.8	11.5	75 887.3
EUR-denominated (lev equivalent)	-	898.8	11.5	887.3
6.3. Long-term	-	100 000.0	-	100 000.0
10-year	-	100 000.0	-	100 000.0
TOTAL (I)	2 211 159.3	370 977.6	248 004.8	2 334 132.0

(continued)

(continued)

(BGN'000/EUR'000/USD'000)

Structure	Amount as of 31 Dec. 2004	Change in 2005		Amount as of 31 August 2005
		increase	decrease	
II. DEBT ON GOVERNMENT SECURITIES ISSUED FOR STRUCTURAL REFORM				
1. Long-term government bonds issued pursuant to CM Decree No. 244 of 1991	1 926.2		275.2	1 651.0
2. Long-term government bonds issued pursuant to CM Decree No. 234 of 1992	1 653.4		127.2	1 526.2
3. Long-term government bonds issued pursuant to Articles 4 and 5 of ZUNK of 1993				
in BGN	6 028.8			6 028.8
denominated in USD	148 994.1		10 521.6	138 472.5
lev equivalent	213 939.1			222 026.8
denominated in EUR	125 401.0	11.3	8 469.1	116 943.2
lev equivalent	245 263.0			228 721.1
4. Long-term government bonds issued pursuant to CM Decree No. 3 of 1994	646.9			646.9
TOTAL (II)	469 457.3			460 600.7
GOVERNMENT DEBT, TOTAL	2 680 616.6			2 794 732.8
III. DOMESTIC GOVERNMENT GUARANTEES				
DOMESTIC DEBT, TOTAL	2 680 616.6			2 794 732.8

Notes:

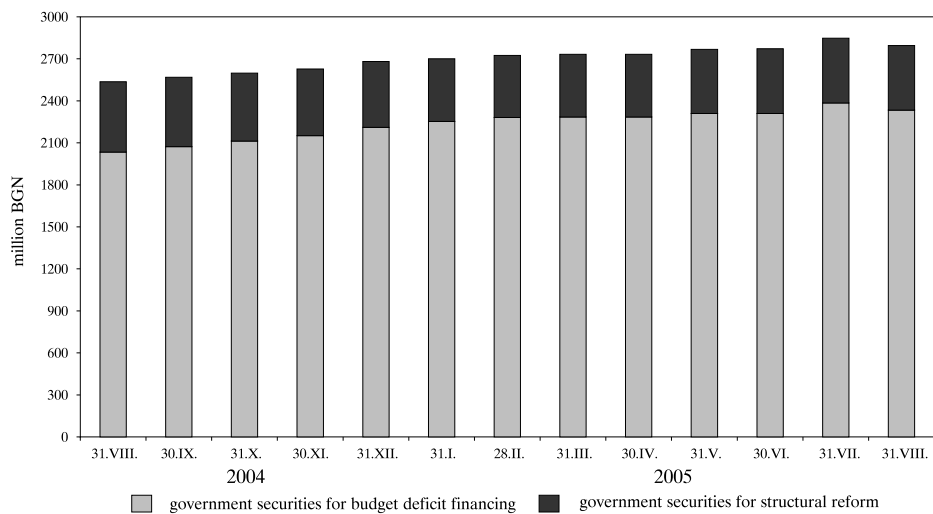
As of 1 April 2004 statistical reporting of total government, government guaranteed and consolidated debts has changed. The practice adopted as of January 2003 of reporting bond obligations at acquisition value has been discontinued. After the change, securities included in the stock of domestic and external debt are reported at nominal value.

The IMF extends its tranches to the central bank which then on-lends them to the government under Article 45 of the Law on the BNB. So far, the credits extended by the BNB to the MF are reported as domestic government debt to the BNB, on the one hand, and external debt of the BNB to the IMF, on the other hand.

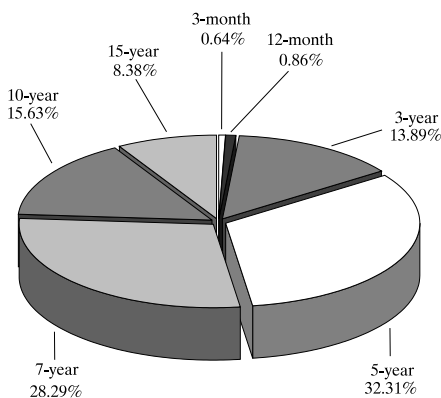
In the *Government Debt Management* bulletin, debt to the IMF is included in the external debt structure and excluded from domestic debt structure in order to avoid any mistakes in using debt information.

Debt recalculation in US dollars and euro is based on BNB exchange rate of the relevant currency against the lev for the last business day of the respective period.

Changes in Domestic Government Debt

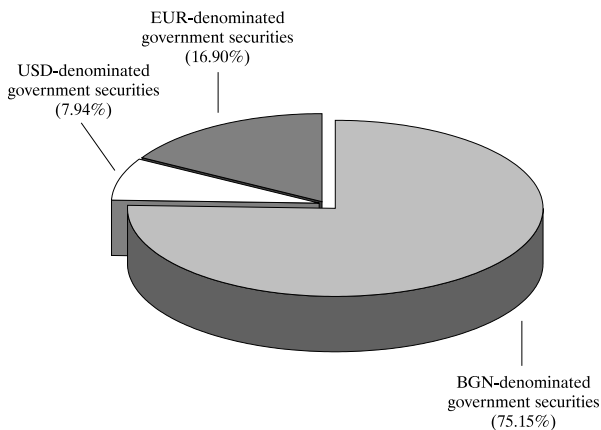


Outstanding Government Securities Issued for Budget Deficit Financing as of 31 August

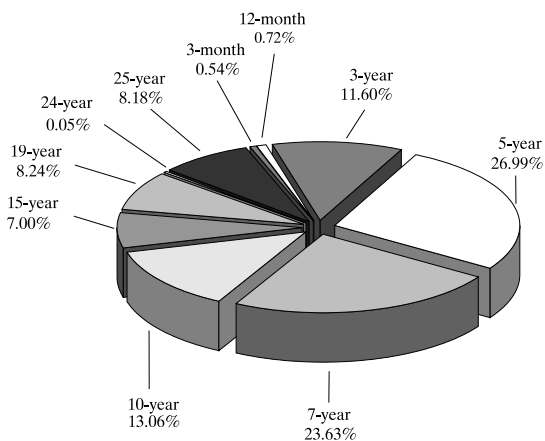


Note: The average-weighted maturity of government securities issued for budget deficit financing is six years and ten months.

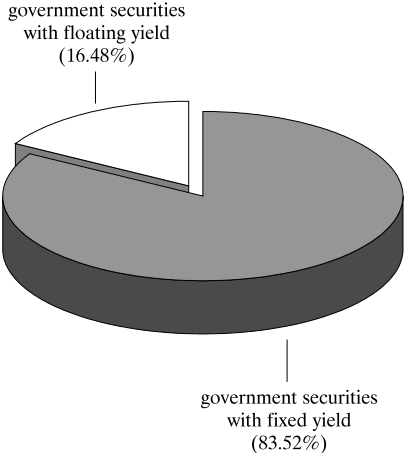
Forex Composition of Outstanding Government Securities as of 31 August



Maturity Structure of Outstanding Government Securities as of 31 August



Shares of Outstanding Government Securities with Fixed and Floating Yield as of 31 August



Expenditure on Domestic Debt between 1 January and 31 August 2005

(BGN'000)

Structure	Amount of repaid interest (discount)
I. DEBT ON GOVERNMENT SECURITIES ISSUED FOR BUDGET DEFICIT FINANCING	
1. Government securities issued in 2000	1 268.9
1.1. Medium-term	1 268.9
5-year	1 268.9
2. Government securities issued in 2001	11 671.2
2.1. Medium-term*	10 555.5
5-year	10 555.5
2.2. Long-term	1 115.8
7-year	1 115.8
3. Government securities issued in 2002	37 083.3
3.1. Medium-term	679.8
3-month	679.8
3.2. Medium-term	19 211.9
3-year	7 411.8
5-year	11 800.1
3.3. Long-term	17 191.6
7-year	14 015.8
10-year	3 175.8
4. Government securities issued in 2003	39 652.1
4.1. Medium-term	12 742.6
3-year	3 779.7
5-year	8 962.9
4.2. Long-term	26 909.5
7-year	17 968.6
10-year	6 619.8
15-year	2 321.1
5. Government securities issued in 2004	17 065.9
5.1. Short-term	913.3
3-month	218.3
12-month	695.1
5.2. Medium-term	8 203.5
3-year	3 147.9
5-year	5 055.5
5.3. Long-term	7 949.0
7-year	3 794.8
10-year	4 154.3
6. Government securities issued in 2005	-4 142.7
6.1. Short-term	383.7
3-month	383.7
6.2. Medium-term	-2 747.4
3-year	-1 720.5
5-year	-1 026.9
6.3. Long-term	-1 779.1
10-year	-1 779.1
TOTAL (I)	102 598.7

(continued)

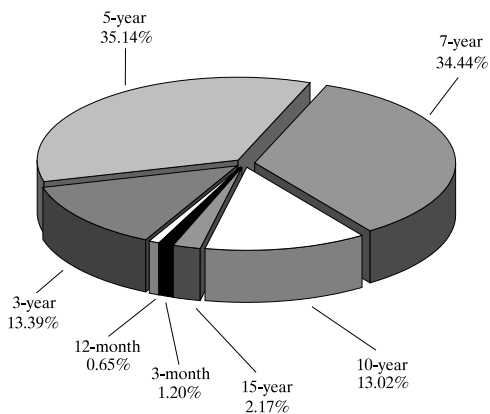
(continued)

(BGN'000)

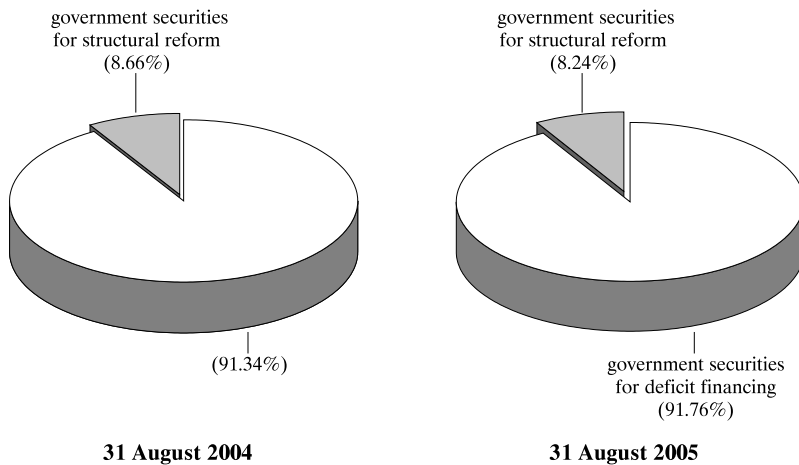
Structure	Amount of repaid interest (discount)
II. DEBT ON GOVERNMENT SECURITIES ISSUED AS A RESULT OF STRUCTURAL REFORM	
A. Debt on government securities issued to settle non-performing loans of state-owned companies to banks	
1. Bonds issued pursuant to CM Decree No. 244 of 1991	57.9
2. Bonds issued pursuant to CM Decree No. 186 of 1992	36.8
3. Bonds issued pursuant to Articles 4 and 5 of ZUNK of 1993	9 119.1
lev bonds	82.4
USD-denominated bonds (in BGN at the current exchange rate)	3 950.7
EUR-denominated bonds (in BGN at the fixed exchange rate)	5 086.0
4. Bonds issued pursuant to CM Decree No. 3 of 1994	0.0
Total (A)	9 213.8
TOTAL (II)	9 213.8
EXPENDITURE ON GOVERNMENT DEBT, TOTAL	111 812.5

* Including interest revenue from tap medium-term government securities issues.

Structure of Expenditure on Government Securities Issued for Budget Deficit Financing



Structure of Expenditure on Domestic Debt



By end-August external debt totaled EUR 5483.6 million. Government debt accounted for EUR 4987.3 million and government guaranteed debt amounted to EUR 496.3 million.

In August new foreign financing totaled BGN 30,402.5 thousand. Payments on the debt totaled BGN 202,863.7 thousand of which BGN 177,394.8 thousand principal repayments and BGN 25,468.9 thousand interest. Repayments were mainly made to other creditors (BGN 105,286.5 thousand), the IMF (BGN 34,763.9 thousand) and the World Bank (BGN 26,333.7 thousand). Interest was repaid mainly to the IMF (BGN 15,283.2 thousand), the World Bank (BGN 3287.5 thousand), on government investment loans (BGN 2011 thousand) and on government guaranteed debt (BGN 2052.2 thousand). By end-August net external financing was negative and totaled BGN -146,992.3 thousand.

Since early-2005 received loans have totaled BGN 286,466.8 thousand, of which BGN 90,969.9 thousand receipts from tranches on government guaranteed loans. Payments on the debt have amounted to BGN 3,548,973.4 thousand, including BGN 3,040,390.7 thousand principal repayments. The largest amounts were repaid on Brady bonds (BGN 2,462,293.9 thousand), to the IMF (BGN 215,976 thousand), on other loans (BGN 105,286.5 thousand), to the World Bank (BGN 83,022.8 thousand), the European Union (BGN 61,119.7 thousand), and on government investment loans (BGN 54,824.2 thousand).

Certain changes occurred in foreign exchange debt structure as a result of payments effected in August. Debt denominated in other currencies decreased on the previous month, reaching 18.7 per cent by end-August. Debt ratio in euro and in US dollars increased to 53 per cent and 28.2 per cent respectively. Debt interest structure also reported a change. Debt with floating interest coupons fell to 47.5 per cent against that with fixed interest coupons which reached 52.5 per cent. The average-weighted residual term to maturity of the external debt was eight years and nine months.

The structure of external debt by type of creditor was as follows: debt on other bonds (global bonds and eurobonds) accounting for 38.8 per cent, to the World Bank 16.7 per cent, to the IMF 14.6 per cent, and on government guaranteed loans 9.1 per cent. Obligations to the European Union comprised 5.8 per cent and to the Paris Club 3.1 per cent.

External Debt

(million EUR)

Structure	as of 31.XII.2004	as of 31.III.2005	as of 30.VI.2005	as of 31.VII.2005	as of 31.VIII.2005
Government debt	6 140.6	5 470.6	5 601.7	5 082.7	4 987.3
I. Bonds	3 182.4	2 534.2	2 638.7	2 136.1	2 127.1
1. Brady bonds	1 164.1	468.7	502.5	-	-
2. Other bonds	2 018.3	2 065.5	2 136.2	2 136.1	2 127.1
II. Loans	2 958.2	2 936.3	2 963.0	2 946.6	2 860.2
1. Paris Club	176.3	170.0	170.0	170.0	170.0
2. World Bank	930.6	929.2	931.3	930.1	914.9
2.1. World Bank	842.9	844.1	845.9	845.9	834.3
2.2. JBIC (JEXIM)	87.7	85.1	85.4	84.2	80.6
3. G24	34.6	35.4	36.5	36.5	36.4
4. European Union	350.0	318.8	318.8	318.8	318.8
5. IMF	868.7	855.4	830.9	820.3	799.9
6. Other	125.2	125.2	125.2	125.2	68.6
7. Government investment loans	428.8	459.5	511.7	508.5	516.1
7.1. World Bank	108.0	118.2	126.4	129.1	131.9
7.2. European Investment Bank	214.8	221.7	254.1	249.1	254.0
7.3. EBRD	22.8	20.1	19.1	17.1	17.0
7.4. Other	83.1	99.5	112.0*	113.2	113.2
8. Called government guarantees	43.9	42.8	38.6	37.3	35.6
8.1. World Bank	36.4	35.1	30.3	30.3	28.7
8.2. European Investment Bank	1.3	1.2	1.3	-	-
8.3. Other	6.2	6.5	6.9	6.9	6.9
Government guaranteed debt	444.0	457.3	493.7	494.6	496.3
1. World Bank	96.0	98.0	102.6	103.0	100.0
2. European Investment Bank	9.2	9.2	8.7	8.7	8.7
3. EBRD	37.2	41.3	43.4	43.9*	45.9
4. Other	301.7	308.8	339.1	339.1	341.7
EXTERNAL DEBT, TOTAL	6 584.6	5 927.8	6 095.4	5 577.3	5 483.6
EXTERNAL DEBT, TOTAL (million USD)	8 968.9	7 684.9	7 370.6	6 744.7	6 688.9

Notes:

1. Debt based on cash flows. External debt based on cash flows as of 1 January 2003.
2. Loans in the *Government investment loans* and *Government guaranteed debt* items have been rearranged according to the provisions of the Law on the Government Debt (published in the Darjaven Vestnik, issue 93 of 1 October 2002).
3. The IMF extends its tranches to the central bank which then on-lends them to the government under Article 45 of the Law on the BNB. So far, the credits extended to the MF by the BNB are reported as domestic government debt to the BNB, on the one hand, and external debt of the BNB to the IMF, on the other hand. In the *Government Debt Management* bulletin, debt to the IMF is included in the external debt structure and excluded from domestic debt structure in order to avoid any mistakes in using debt information.
4. Debt recalculation in US dollars and in euro is based on BNB exchange rates of the relevant currencies against the Bulgarian lev valid for the last business day of each period.
5. Preliminary data for August 2005.

* Revised data.

New Foreign Financing and External Debt Payments as of 31 August

(BGN'000)

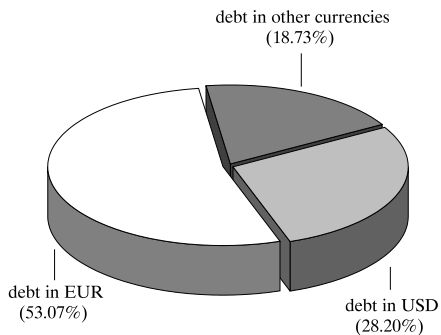
Structure	Received loans (tranches)	Payments, incl.	
		installments	interest
Government debt	195 496.9	3 015 160.8	487 736.8
I. Bonds	-	2 462 293.9	372 696.2
1. Brady bonds	-	2 462 293.9	52 225.7
2. Other bonds	-	-	320 470.6
II. Loans	195 496.9	552 866.9	115 040.6
1. Paris Club	-	12 314.3	5 861.6
2. World Bank	-	83 022.8	29 077.2
2.1. World Bank	-	64 479.1	26 543.6
2.2. JBIC (JEXIM)	-	18 543.7	2 533.5
3. G24	-	-	1 181.1
4. European Union	-	61 119.7	9 109.0
5. IMF	-	215 976.0	41 402.4
6. Other	-	105 286.5	1 697.8
7. Government investment loans	195 496.9	54 824.2	24 652.5
7.1. World Bank	47 967.0	2 257.0	2 795.5
7.2. European Investment Bank	95 835.7	38 147.5	15 683.3
7.3. EBRD	-	14 419.8	1 935.9
7.4. Other	51 694.3	-	4 237.8
8. Called government guarantees	-	20 323.3	2 059.0
8.1. World Bank	-	17 418.6	1 873.6
8.2. European Investment Bank	-	2 904.7	185.3
8.3. Other	-	-	-
Government guaranteed debt	90 969.9	25 229.9	20 845.9
1. World Bank	7 115.8	14 177.0	5 136.3
2. European Investment Bank	-	1 068.0	204.7
3. EBRD	15 518.6	2 427.5	845.1
4. Other	68 335.6	7 557.4	14 659.8
TOTAL	286 466.8	3 040 390.7	508 582.7

Notes:

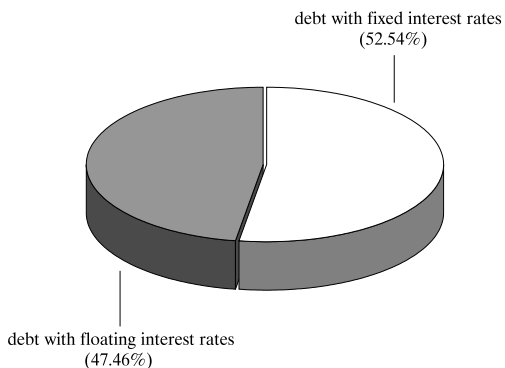
1. Lev equivalence of the new foreign financing received and payments effected is calculated on the basis of BNB central exchange rates of the respective foreign currencies against the Bulgarian lev valid until 4.00 p.m. on the day of corresponding payment.

2. Preliminary data.

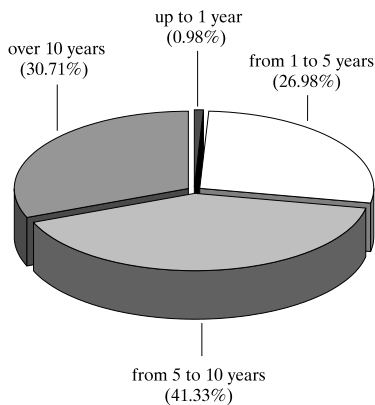
Currency Composition of the External Debt as of 31 August



Interest Rate Structure of the External Debt as of 31 August



Residual Term to Maturity of the External Debt as of 31 August



Note: The average-weighted residual term to maturity of the external debt is eight years and nine months.

By end-August government and government guaranteed debt totaled EUR 6912.5 million nominal value, including domestic debt of EUR 1428.9 million and external debt of EUR 5483.6 million. The decrease in nominal terms was EUR 120.5 million on the previous month mainly due to repayments effected in August.

By end-August the *debt to GDP ratio* was 32.7 per cent, down 0.6 percentage points on end-July 2005. The value of this indicator for domestic debt and external debt accounted for 6.8 per cent and 25.9 per cent respectively.

Domestic debt occupied 20.7 per cent in debt structure and external debt 79.3 per cent (Chart 22).

Debt foreign exchange composition experienced certain changes owing to the payments made in the review period. By end-August the share of the debt in US dollars reached 24 per cent, in euro 45.6 per cent, in levs 15.5 per cent and in other currencies 14.9 per cent (Chart 23).

In the structure of external debt by type of creditor other bonds (global bonds and eurobonds) occupied the largest share, totaling 30.8 per cent, followed by domestic debt (government securities) 20.7 per cent, obligations to the World Bank 13.2 per cent, to the IMF 11.6 per cent and on government guaranteed debt 7.2 per cent (Chart 24).

By end-August debt interest structure reflected an increase in the debt with fixed interest to 58.9 per cent. Debt with floating interest comprised 41.1 per cent (Chart 25).

Since early 2005 payments effected on government and government guaranteed debt have totaled BGN 3941 million, including domestic debt payments of BGN 392 million and external debt payments of BGN 3549 million (Chart 26). In August payments on other loans, to the IMF and the World Bank comprised the most significant shares, while the main repayments related to domestic debt were effected on government securities issued for budget deficit financing.

By end-August payments in US dollars (recalculated in levs: BGN 2766.9 million) accounted for the biggest share in the foreign exchange composition of debt payments, followed by payments in euro (BGN 642.7 million) and in levs (BGN 392 million) (Chart 27).

Government and Government Guaranteed Debt

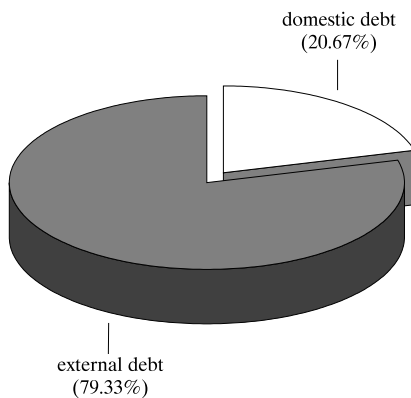
(million EUR)

Structure	as of 31.XII.2004	as of 31.III.2005	as of 30.VI.2005	as of 31.VII.2005	as of 31.VIII.2005
Domestic debt	1 370.6	1 396.9	1 417.4	1 455.7	1 428.9
I. Government debt	1 370.6	1 396.9	1 417.4	1 455.7	1 428.9
1. Government securities issued for budget deficit financing	1 130.5	1 168.0	1 180.9	1 219.2	1 193.4
2. Government securities issued for structural reform	240.0	228.9	236.6	236.5	235.5
II. Government guaranteed debt	-	-			
External debt	6 584.6	5 927.8	6 095.4	5 577.3	5 483.6
I. Government debt	6 140.6	5 470.6	5 601.7	5 082.7	4 987.3
1. Bonds	3 182.4	2 534.2	2 638.7	2 136.1	2 127.1
2. Loans	2 958.2	2 936.3	2 963.0	2 946.6	2 860.2
Government investment loans	428.8	459.5	511.7*	508.5	516.1
Called government guarantees	43.9	42.8	38.6	37.3	35.6
II. Government guaranteed debt	444.0	457.3	493.7	494.6*	496.3
Debt, total	7 955.2	7 324.7	7 512.9	7 033.0	6 912.5
Debt/GDP (%)	40.9	34.7	35.5	33.3	32.7
Domestic debt/GDP (%)	7.0	6.6	6.7	6.9	6.8
External debt/GDP (%)	33.8	28.0	28.8	26.4	25.9


Notes:

1. Debt based on cash flows.
 2. GDP projection for 2005: BGN 41,343 million. Revised GDP projection for 2004: BGN 38,082 million.
 3. The IMF extends its tranches to the central bank which then on-lends them to the government under Article 45 of the Law on the BNB. So far, the credits extended to the MF by the BNB are reported as domestic government debt to the BNB, on the one hand, and external debt of the BNB to the IMF, on the other hand. Debt to the IMF is included in the external debt structure and excluded from domestic debt structure in the *Government Debt Management* bulletin.
 4. Debt recalculation in US dollars and in euro is based on BNB exchange rates of the relevant currencies against the Bulgarian lev valid for the last business day of each period.
 5. Preliminary data for August 2005.
- * Revised data.

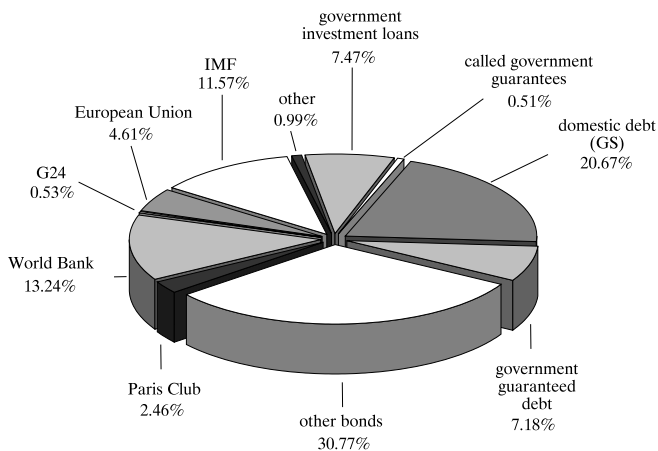
Debt Structure as of 31 August



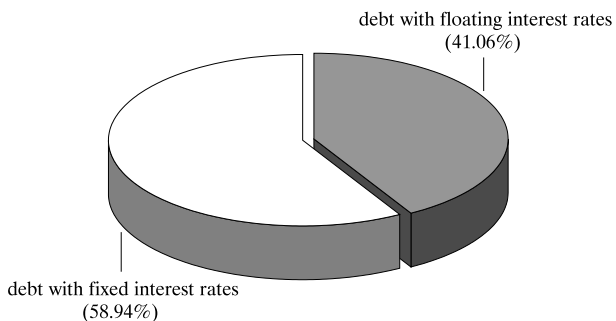
Debt Currency Structure as of 31 August



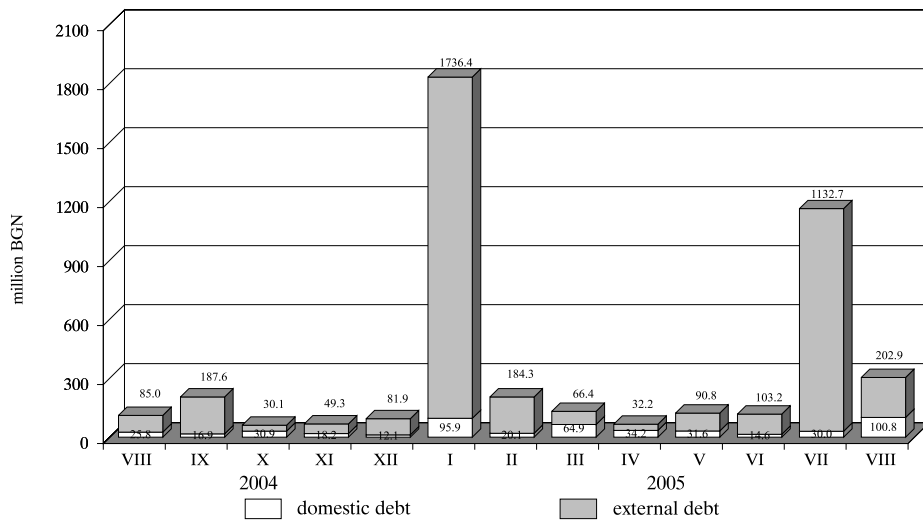
Debt Structure by Creditor as of 31 August



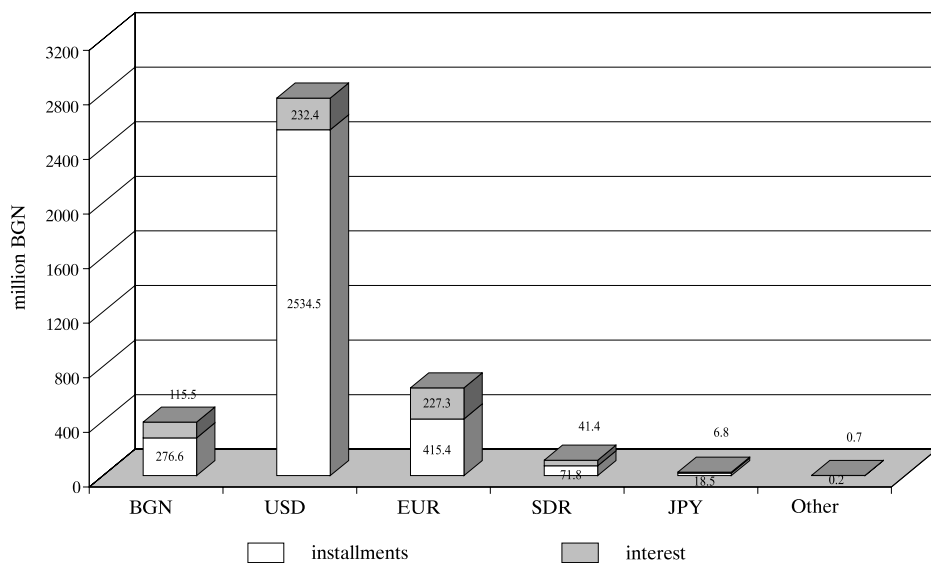
Debt Interest Rate Structure as of 31 August



Government Debt Payments



Currency Structure of Government Debt Payments as of 31 August



Government Securities Issued in Domestic Market and Held by Non-residents

(BGN'000)

Government securities type	31.XII. 2004	2005		
		31.III.	30.VI.	31.VII.
Government securities issued for budget deficit financing	30 753.7	28 211.1	26 969.2	26 969.2
– in BGN	100.0	100.0	100.0	100.0
– in EUR	30 653.7	28 111.1	26 869.2	26 869.2
Government securities issued for structural reform	4 119.2	3 849.8	3 856.5	3 856.5
– in USD	118.8	94.0	100.7	100.7
– in EUR	4 000.4	3 755.8	3 755.8	3 755.8
Total	34 872.9	32 060.9	30 825.7	30 825.7

Government Securities Issued in International Market and Held by Residents

(million EUR)

Government securities type	31.XII. 2004	2005		
		31.III.	30.VI.	31.VII.
Brady bonds	112.5	83.0	109.7	0.0
Eurobonds	77.4	85.2	105.2	107.0
Global bonds	98.6	122.5	163.8	173.3
– in EUR	78.6	80.6	86.1	91.8
– in USD	20.1	41.9	77.7	81.5
Total	288.5	290.6	378.6	280.3

MUNICIPAL DEBT AND SOCIAL SECURITY FUNDS DEBT

Municipal Debt and Municipal Guarantees

(BGN'000)

Structure	2004	2005		
	as of 31.XII.	as of 31.III.	as of 30.VI.	as of 31.VII.
I. Municipal debt	91 132.1	94 181.4	108 132.0	108 640.0
<i>1. Domestic municipal debt</i>	<i>52 318.8</i>	<i>54 848.3</i>	<i>57 684.3</i>	<i>58 380.7</i>
1.1. Government securities issues (at nominal value as of corresponding period)	10 179.6	14 179.6	16 429.5	16 429.5
1.2. Loans from banks and other financial institutions	26 244.8	25 414.3	26 485.0	27 251.5
1.3. Loans from the republican budget	2 764.0	2 764.0	2 761.7	2 760.6
1.4. Loans from extrabudgetary accounts and funds	6 276.7	6 052.1	5 258.6	5 066.4
1.5. Loans from other municipalities	-	-	-	-
1.6. Called municipal guarantees	-	-	-	-
1.7. Other	6 853.7	6 438.3	6 749.5	6 872.8
<i>2. External municipal debt</i>	<i>38 813.3</i>	<i>39 333.2</i>	<i>50 447.7</i>	<i>50 259.3</i>
2.1. Loans from banks and other financial institutions	18 863.0	18 863.0	27 839.5	27 839.5
2.2. Government guaranteed municipal debt	19 950.3	20 470.1	22 608.2	22 419.8
II. Municipal guarantees	703.7	642.8	574.2	552.8
<i>1. Domestic municipal guarantees</i>	<i>703.7</i>	<i>642.8</i>	<i>574.2</i>	<i>552.8</i>
<i>2. External municipal guarantees</i>	<i>-</i>	<i>-</i>	<i>-</i>	<i>-</i>
Municipal debt and municipal guarantees, total (I+II)	91 835.8	94 824.2	108 706.2	109 192.8

Notes:

- The loan extended by the Council of Europe Development Bank (CEB) to the Republic of Bulgaria under the *Building and Rehabilitation of Houses for Rom Families* project (utilized by the Sofia Municipality) represents external municipal debt and is reported under 2.2. *Government guaranteed municipal debt*. This loan has been guaranteed by the government and is reported in the *Government and Government Guaranteed Debt* table, *External Debt, II. Government guaranteed debt*.
- The loan extended by the Japan Bank for International Cooperation (JBIC) to the Sofia Municipality under the Loan Agreement is an external municipal debt and is reported under 2.2. *Government guaranteed municipal debt*. Pursuant to the Guarantee Agreement concluded between the Government of Bulgaria and the Government of Japan under the Loan Agreement, this loan is guaranteed by the Bulgarian Government and is reported in the *Government and Government Guaranteed Debt* table, *External Debt, II. Government guaranteed debt*.
- Debt recalculation in US dollars and in euro is based on the BNB central exchange rates of the relevant currencies against the Bulgarian lev valid for the last business day of each period.

Social Security Funds Debt

(BGN'000)

Structure	2004	2005		
	as of 31.XII.	as of 31.III.	as of 30.VI.	as of 31.VII.
Domestic debt	33 412.8	33 485.8	32 618.0	32 617.9
I. National Insurance Institute	33 412.8	33 485.8	32 618.0	32 617.9
1. Other*	33 412.8	33 485.8	32 618.0	32 617.9
2. Loans from the republican budget	-	-	-	-
II. National Health Insurance Fund	-	-	-	-
III. Teachers' Pension Fund	-	-	-	-
External debt	-	-	-	-

* This loan was extended by the Ministry of Finance to the National Insurance Institute under a subloan agreement concluded on the basis of the loan agreement between the Republic of Bulgaria and the International Bank for Reconstruction and Development (the World Bank) under the *Social Insurance Administration* project.

Debt recalculation in US dollars and in euro is based on the BNB central exchange rates of the relevant currencies against the Bulgarian lev valid for the last business day of each period.

Consolidated Government Debt Amount

(million EUR)

Structure	2004	2005		
	as of 31.XII.	as of 31.III.	as of 30.VI.	as of 31.VII.
I. Consolidated government debt	7 557.8	6 915.6	7 074.4	6 594.0
1. Central government debt	7 511.2	6 867.5	7 019.1*	6 538.4
2. Social security funds debt	0.0	0.0	0.0	0.0
3. Municipal debt	46.6	48.2	55.3	55.5
Consolidated government debt/GDP, total (%)	38.8	32.7	33.5	31.2

Notes:

- As of 1 May 2004 statistical reporting of total government, government guaranteed and consolidated debts has changed. The practice adopted as of January 2003 of reporting bond obligations at acquisition value has been discontinued. After the change, securities included in domestic and external debt are reported at nominal value.
- GDP projection for 2005: BGN 41,343 million. 2004 GDP: BGN 38,082 million.
- Debt recalculation in euro is based on the BNB central exchange rates of the relevant currencies against the Bulgarian lev valid for the last business day of each period.
- The IMF extends its tranches to the central bank which then on-lends them to the government under Article 45 of the Law on the BNB. So far, the credits extended to the MF by the BNB are reported as domestic government debt to the BNB, on the one hand, and external debt of the BNB to the IMF, on the other hand. Debt to the IMF is included in the external debt structure and excluded from domestic debt structure in the *Government Debt Management* bulletin.
- The loan extended by the Ministry of Finance to the National Insurance Institute under a subloan agreement concluded on the basis of the loan agreement between the Republic of Bulgaria and the International Bank for Reconstruction and Development (the World Bank) under the *Social Insurance Administration* project is excluded from 2. *Social Security Funds Debt* and is reported under 1. *Central government debt*.
- The loan extended by the Japan Bank for International Cooperation (JBIC) to the Sofia Municipality under the Loan Agreement represents an external municipal debt and is reported under *Consolidated government debt*, 3. *Municipal debt*. Pursuant to the Guarantee Agreement concluded between the governments of Bulgaria and Japan under the Loan Agreement, this loan is guaranteed by the Bulgarian Government.

* Revised data.