



REPUBLIC OF BULGARIA  
MINISTRY OF FINANCE

# GOVERNMENT DEBT MANAGEMENT

MONTHLY BULLETIN

NOVEMBER 2006

REPUBLIC OF BULGARIA  
MINISTRY OF FINANCE

---

**GOVERNMENT DEBT  
MANAGEMENT**

NOVEMBER 2006

**ISSN 1311-0047**

This issue includes materials and data received prior to 5 January 2007.

The contents of the *Government Debt Management* bulletin may be quoted or reproduced without further permission. Due acknowledgment is requested.

Published by the Ministry of Finance, Government Debt and Financial Markets Directorate,  
tel. 9859 2497, 9859 2452.

Website: [www.minfin.bg](http://www.minfin.bg)

Ministry of Finance address in Reuters: MFBG01

Subscriptions: tel. 9145 1351

Computer typeset: Publications Division of the Bulgarian National Bank.  
Printed and bound in the BNB Printing Centre.

# CONTENTS

---

<b>1</b>	Government Securities Issues .....	5
<b>2</b>	Domestic Debt Dynamics .....	15
<b>3</b>	External Debt Dynamics .....	24
<b>4</b>	Government Debt Structure .....	34
<b>5</b>	Municipal Debt and Social Security Funds Debt .....	41
<b>6</b>	Consolidated Government Debt Amount .....	43
	Appendix .....	45

## Abbreviations

BGN	–	<i>The abbreviation of the Redenominated Bulgarian Lev</i>
BIR	–	<i>Base Interest Rate</i>
BNB	–	<i>Bulgarian National Bank</i>
CB	–	<i>Commercial Banks</i>
CM	–	<i>Council of Ministers</i>
CMD	–	<i>Council of Ministers Decree</i>
CSB	–	<i>Consolidated State Budget</i>
EBRD	–	<i>European Bank for Reconstruction and Development</i>
EIB	–	<i>Economic and Investment Bank</i>
GDP	–	<i>Gross Domestic Product</i>
GS	–	<i>Government Securities</i>
IMF	–	<i>International Monetary Fund</i>
JBIC	–	<i>Japan Bank for International Cooperation</i>
LBNB	–	<i>Law on the Bulgarian National Bank</i>
LSPDACB	–	<i>Law on State Protection of Deposits and Accounts with Commercial Banks in Respect Whereof the BNB Has Petitioned the Institution of Bankruptcy Proceedings</i>
MF	–	<i>Ministry of Finance</i>
SBL of RB	–	<i>State Budget Law of the Republic of Bulgaria</i>
SDR	–	<i>Special Drawing Rights</i>
TFP	–	<i>Transitional and Final Provisions</i>
ZUNK	–	<i>Bulgarian abbreviation of the Law on Settlement of Nonperforming Credits Negotiated prior to 31 December 1990 (LSNC)</i>

In November the Ministry of Finance issued through an auction organized by the BNB one medium-term treasury bonds issue. The issue comprised five-year tap government securities (No. BG2030006113).

At the auction primary dealers' bids totaled BGN 77,450 thousand (Chart 1). Approved bids came to BGN 20,000 thousand (Charts 1 and 2). Coverage coefficient of the issue approved for sale in November accounted for 3.87.

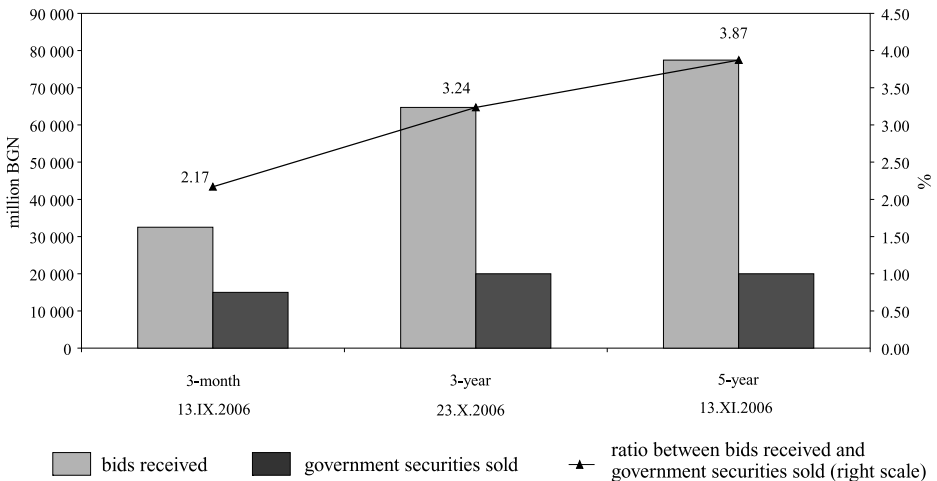
Government securities issued in November increased by BGN 0.4 million on the same period of 2005 (Chart 2).

In the review period the yield on five-year government securities attained in the primary market indicated a certain decrease from the previous opening of the issue with the same maturity. The yield on five-year treasury bonds fell from 4.12 per cent to 4.05 per cent (by 7 basis points) on May 2006 (Charts 3, 4 and 5).

In November reverse repurchased securities earmarked for direct sale to individuals accounted for BGN 23 thousand.

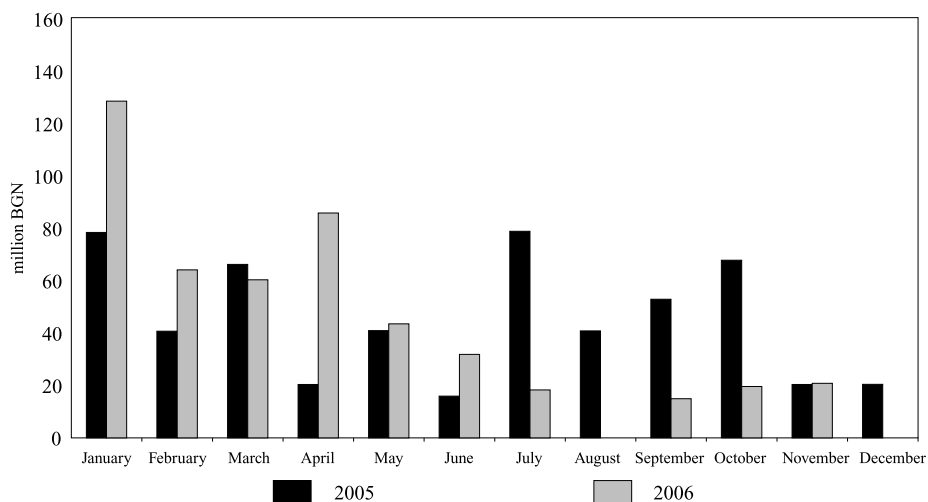
Chart 1

### Bids Received and Government Securities Sold at Auctions



**Note:** The three- and five-year government securities issues are tap issues. The above dates indicate the auction dates.

## Sales of Government Securities Issues



## Prices of Issues Sold per BGN 100 Nominal Value

**OCTOBER 2006****3-year**

BG2030106111

Minimum	97.27
Average-weighted	97.38
Maximum	98.70

**NOVEMBER 2006****5-year**

BG2030006113

Minimum	95.95
Average-weighted	96.12
Maximum	98.00

Chart 3

### Dynamics of the Average Annual Yield of Primary Market Government Securities

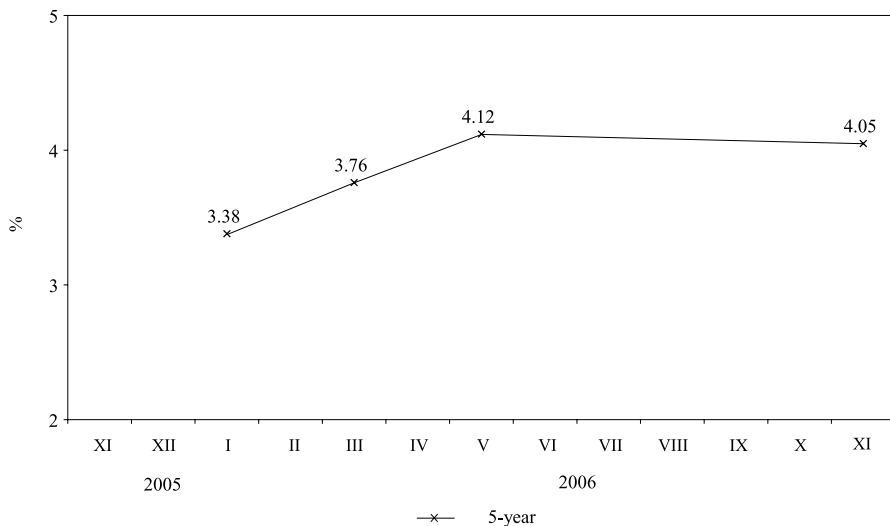
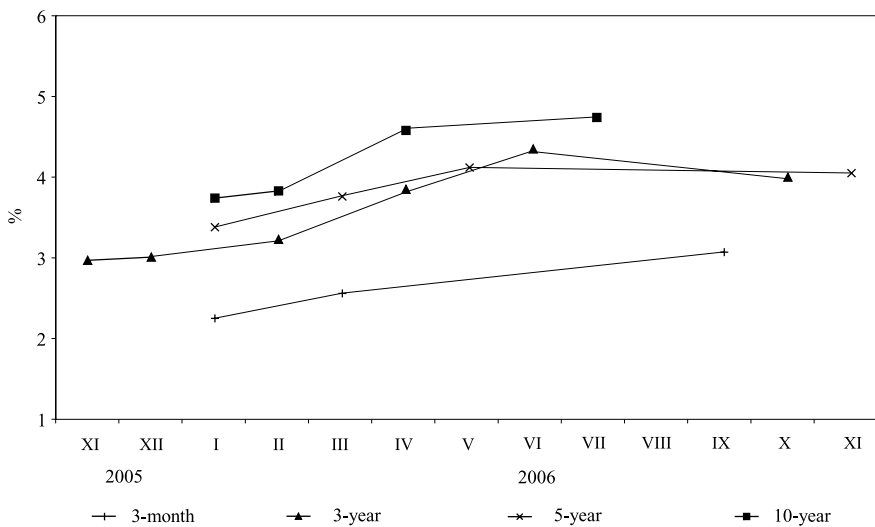


Chart 4

### Yield of Primary Market Government Securities by Type

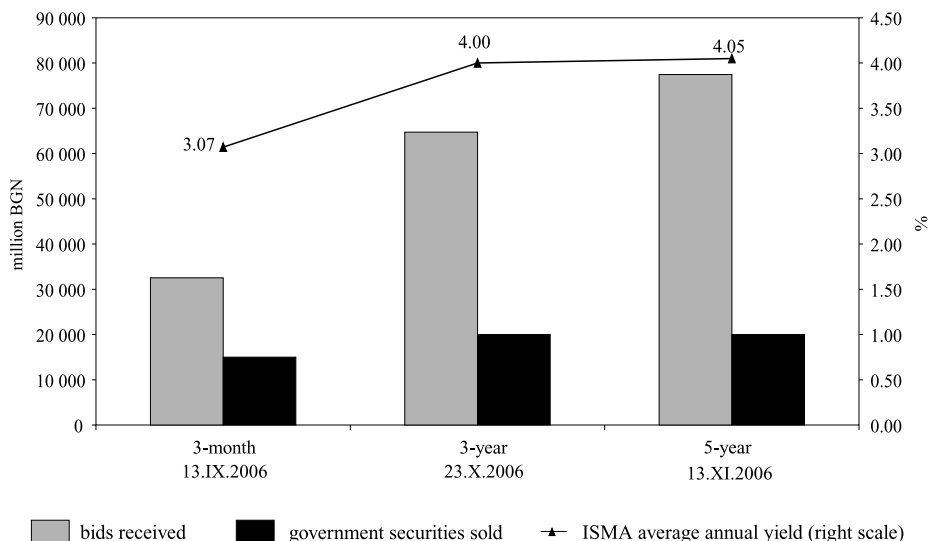


Note: Yield on an effective annual basis.



Chart 5

### Yield and Sales of Government Securities



**Note:** The three- and five-year government securities issues are tap issues. The above dates indicate the auction dates.

Chart 6

### Government Securities Bought in the Primary Market through Competitive and Non-competitive Bids

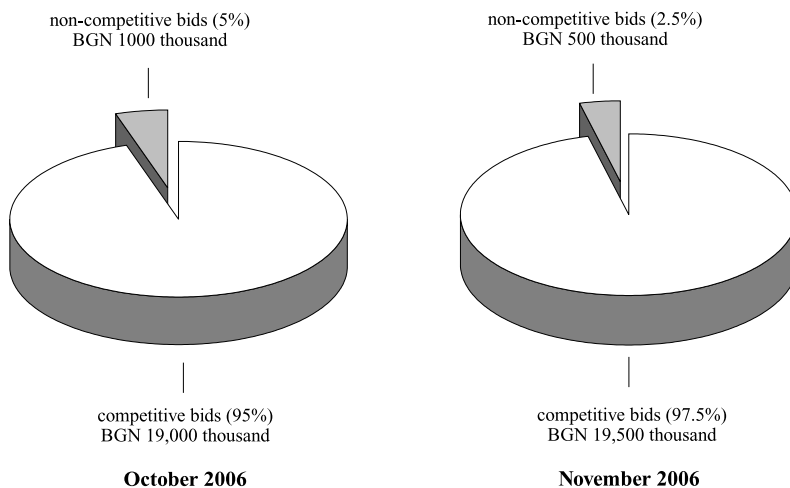
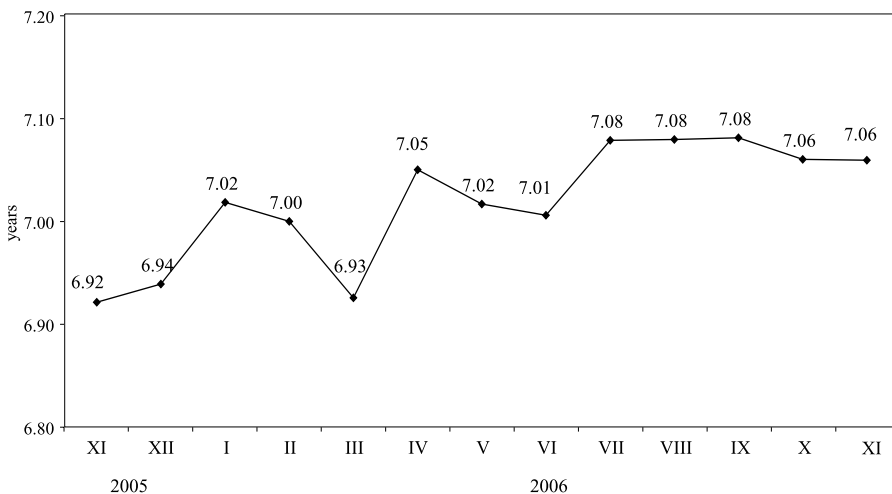


Chart 7

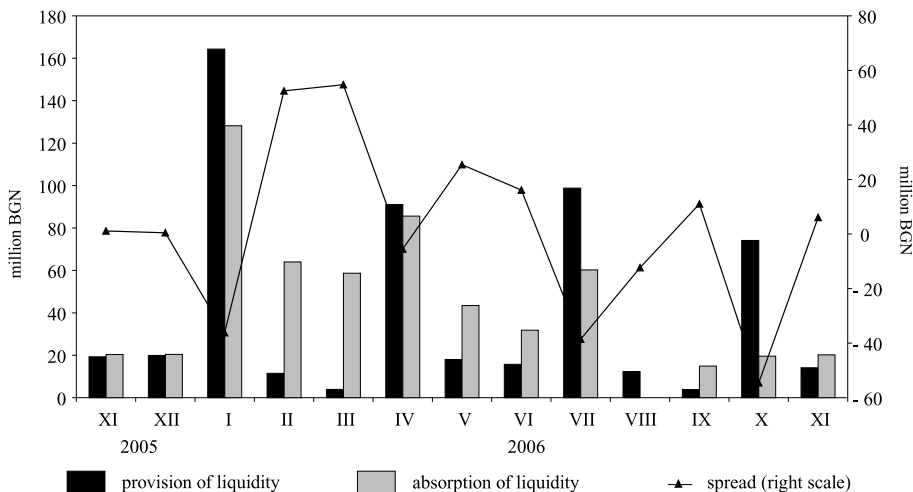
### Average Term of Outstanding Government Securities Issues by Year



**Note:** The average term is calculated on the basis of the maturity structure of government securities issued for budget deficit financing.

Chart 8

### Liquidity Provision and Absorption through Government Securities Maturities and Issues



## Pending Payments on Government Securities in January 2007

(BGN'000)

Government securities	Monday	Tuesday	Wednesday	Thursday	Friday
	<b>1*</b>	<b>2*</b>	<b>3</b>	<b>4</b>	<b>5</b>
ZUNK CMD bonds target issues	39 848.44 309.02	1 449.32		2 646.58	4.16
	<b>8</b>	<b>9</b>	<b>10</b>	<b>11</b>	<b>12</b>
bonds target issues	4 259.73 2 987.40	95 570.41	2 777.01		3 213.70
	<b>15</b>	<b>16</b>	<b>17</b>	<b>18</b>	<b>19</b>
bills bonds target issues	2 126.71	3 024.66	2 470.14		
	<b>22</b>	<b>23</b>	<b>24</b>	<b>25</b>	<b>26</b>
bonds target issues				2 344.11	
	<b>29</b>	<b>30</b>	<b>31</b>		
bonds target issues	16.60				

\* These days are not business days.

**Note:** When the payment day is not a business day, payment is effected on the following business day.

## Calendar of Payments on Government Securities in 2007

(BGN'000)

Payment	Issue	Principal	Discount	Interest	Total
<b>JANUARY</b>					
01.01.2007	97/01.01.1994	15 327 991.31		5 099 411.94	20 427 403.25
01.01.2007	400/01.07.1999	16 337 218.66		3 083 813.39	19 421 032.05
01.01.2007	99/01.07.1993			20 822.02	20 822.02
01.01.2007	95/01.01.1992	262 133.33		26 060.42	288 193.75
02.01.2007	403/02.07.2003			1 449 315.07	1 449 315.07
04.01.2007	400/04.01.2006			2 646 575.34	2 646 575.34
05.01.2007	600/05.01.2005			4 155.88	4 155.88
07.01.2007	300/07.01.2004			2 369 315.07	2 369 315.07
07.01.2007	500/07.01.2004	2 878 571.00		108 833.64	2 987 404.64
08.01.2007	400/08.01.2003			1 890 410.96	1 890 410.96
09.01.2007	302/09.07.2003			2 394 520.55	2 394 520.55
09.01.2007	300/09.01.2002	90 000 000.00		3 175 890.41	93 175 890.41

(continued)

(continued)

Payment	Issue	Principal	Discount	Interest	Total
10.01.2007	302/10.07.2002			2 777 013.70	2 777 013.70
12.01.2007	400/12.01.2005			3 213 698.63	3 213 698.63
15.01.2007	300/15.01.2003			2 126 712.33	2 126 712.33
16.01.2007	400/16.01.2002			3 024 657.53	3 024 657.53
17.01.2007	403/17.07.2002			2 470 136.99	2 470 136.99
25.01.2007	300/25.01.2006			2 344 109.59	2 344 109.59
28.01.2007	505/28.07.2004			16 558.29	16 558.29
<b>January, total</b>		<b>124 805 914.30</b>	<b>0.00</b>	<b>38 242 011.75</b>	<b>163 047 926.05</b>
<b>FEBRUARY</b>					
02.02.2007	601/02.02.2005			7 282.73	7 282.73
04.02.2007	501/04.02.2004			192 674.62	192 674.62
04.02.2007	400/04.02.2004			2 097 095.89	2 097 095.89
05.02.2007	401/05.02.2003			3 109 726.03	3 109 726.03
08.02.2007	301/08.02.2006			1 770 722.74	1 770 722.74
11.02.2007	401/11.02.2004			1 915 616.44	1 915 616.44
16.02.2007	301/16.02.2005			1 890 410.96	1 890 410.96
18.02.2007	301/18.02.2004	99 946 458.33	53 541.67	965 621.92	100 965 621.92
25.02.2007	506/25.08.2004			7 671.29	7 671.29
<b>February, total</b>		<b>99 946 458.33</b>	<b>53 541.67</b>	<b>11 956 822.62</b>	<b>111 956 822.62</b>
<b>MARCH</b>					
02.03.2007	602/02.03.2005			3 055.55	3 055.55
04.03.2007	502/04.03.2004	6 043 666.00		187 312.25	6 230 978.25
16.03.2007	300/16.03.2005			2 603 424.66	2 603 424.66
23.03.2007	507/23.09.2004			16 605.38	16 605.38
30.03.2007	603/30.03.2005			5 804.24	5 804.24
<b>March, total</b>		<b>6 043 666.00</b>	<b>0.00</b>	<b>2 816 202.08</b>	<b>8 859 868.08</b>
<b>APRIL</b>					
01.04.2007	98/01.10.1993			68 986.27	68 986.27
11.04.2007	404/12.11.2003			5 851 414.68	5 851 414.68
17.04.2007	402/17.04.2002			3 175 775.34	3 175 775.34
20.04.2007	508/20.10.2004			8 779.17	8 779.17
27.04.2007	604/27.04.2005			2 175.93	2 175.93
30.04.2007	400/31.10.2001			1 115 753.42	1 115 753.42
<b>April, total</b>		<b>0.00</b>	<b>0.00</b>	<b>10 222 884.81</b>	<b>10 222 884.81</b>
<b>MAY</b>					
17.05.2007	509/17.11.2004			13 772.73	13 772.73
20.05.2007	401/20.02.2002			3 124 109.59	3 124 109.59
24.05.2007	402/24.02.2003			11 808 323.63	11 808 323.63
25.05.2007	605/25.05.2005			5 404.72	5 404.72
<b>May, total</b>		<b>0.00</b>	<b>0.00</b>	<b>14 951 610.67</b>	<b>14 951 610.67</b>
<b>JUNE</b>					
02.06.2007	503/02.06.2004	234 963.00		6 150.88	241 113.88
22.06.2007	606/22.06.2005			2 329.53	2 329.53
30.06.2007	504/30.06.2004			4 588.73	4 588.73
<b>June, total</b>		<b>234 963.00</b>	<b>0.00</b>	<b>13 069.14</b>	<b>248 032.14</b>
<b>JULY</b>					
01.07.2007	95/01.01.1992			26 213.33	26 213.33
01.07.2007	99/01.07.1993	127 183.27		27 980.32	155 163.59
01.07.2007	400/01.07.1999			3 446 499.65	3 446 499.65
01.07.2007	97/01.01.1994			5 012 749.77	5 012 749.77
02.07.2007	403/02.07.2003			1 425 684.93	1 425 684.93

(continued)

(continued)

Payment	Issue	Principal	Discount	Interest	Total
04.07.2007	400/04.01.2006			2 603 424.66	2 603 424.66
05.07.2007	600/05.01.2005			4 303.29	4 303.29
07.07.2007	300/07.01.2004			2 330 684.93	2 330 684.93
08.07.2007	400/08.01.2003			1 859 589.04	1 859 589.04
09.07.2007	302/09.07.2003			2 355 479.45	2 355 479.45
10.07.2007	302/10.07.2002	84 034 187.93	715 812.07	2 731 736.30	87 481 736.30
12.07.2007	400/12.01.2005			3 161 301.37	3 161 301.37
15.07.2007	300/15.01.2003			2 092 037.67	2 092 037.67
16.07.2007	400/16.01.2002			2 975 342.47	2 975 342.47
17.07.2007	403/17.07.2002			2 429 863.01	2 429 863.01
25.07.2007	300/25.01.2006			2 305 890.41	2 305 890.41
28.07.2007	505/28.07.2004	597 211.00		17 028.69	614 239.69
<b>July, total</b>		<b>84 758 582.20</b>	<b>715 812.07</b>	<b>34 805 809.29</b>	<b>120 280 203.56</b>
<b>AUGUST</b>					
02.08.2007	601/02.02.2005			7 561.98	7 561.98
04.08.2007	501/04.02.2004			199 009.85	199 009.85
04.08.2007	400/04.02.2004			2 062 904.11	2 062 904.11
05.08.2007	401/05.02.2003			3 059 023.97	3 059 023.97
08.08.2007	301/08.02.2006			1 741 852.26	1 741 852.26
11.08.2007	401/11.02.2004			1 884 383.56	1 884 383.56
16.08.2007	301/16.02.2005			1 859 589.04	1 859 589.04
25.08.2007	506/25.08.2004			7 943.39	7 943.39
<b>August, total</b>		<b>0.00</b>	<b>0.00</b>	<b>10 822 268.16</b>	<b>10 822 268.16</b>
<b>SEPTEMBER</b>					
02.09.2007	602/02.03.2005			3 260.75	3 260.75
16.09.2007	300/16.03.2005			2 639 344.26	2 639 344.26
23.09.2007	507/23.09.2004	608 836.00		17 647.90	626 483.90
30.09.2007	603/30.03.2005			6 211.23	6 211.23
<b>September, total</b>		<b>608 836.00</b>	<b>0.00</b>	<b>2 666 464.14</b>	<b>3 275 300.14</b>
<b>OCTOBER</b>					
01.10.2007	98/01.10.1993	430 625.93		92 240.07	522 866.00
11.10.2007	404/12.11.2003			5 883 565.32	5 883 565.32
17.10.2007	402/17.04.2002			3 184 500.00	3 184 500.00
20.10.2007	508/20.10.2004			9 292.01	9 292.01
27.10.2007	604/27.04.2005			2 296.75	2 296.75
31.10.2007	400/31.10.2001			1 134 246.58	1 134 246.58
<b>October, total</b>		<b>430 625.93</b>	<b>0.00</b>	<b>10 306 140.73</b>	<b>10 736 766.66</b>
<b>NOVEMBER</b>					
17.11.2007	509/17.11.2004	504 977.00		14 637.42	519 614.42
20.11.2007	401/20.02.2002			3 167 213.11	3 167 213.11
25.11.2007	605/25.05.2005			5 783.68	5 783.68
<b>November, total</b>		<b>504 977.00</b>	<b>0.00</b>	<b>3 187 634.21</b>	<b>3 692 611.21</b>
<b>DECEMBER</b>					
01.12.2007	96/01.12.1993	46 204.42		21 836.21	68 040.63
22.12.2007	606/22.06.2005			2 458.88	2 458.88
30.12.2007	504/30.06.2004			4 831.41	4 831.41
<b>December, total</b>		<b>46 204.42</b>	<b>0.00</b>	<b>29 126.50</b>	<b>75 330.92</b>
<b>2007, total</b>		<b>317 380 227.18</b>	<b>769 353.74</b>	<b>140 020 044.10</b>	<b>458 169 625.02</b>

Notes: 1. Calculations based on debt amount as of 31 December 2006.

2. Payments on the 2007 government securities issues excluded from the calendar.

## MINISTRY OF FINANCE ISSUING POLICY IN 2007

---

In 2007 the Ministry of Finance will continue issuing by priority government securities on the domestic market, taking into account the established trends in the fiscal policy of EU Member States, while at the same time aiming to maintain the macroeconomic stability in the country and to create conditions for developing and good functioning of the domestic government debt market.

The issuing policy will be focused on a more effective primary market and a more liquid secondary market of government debt. The Ministry of Finance intends to work towards harmonization of the market conventions and creation of the necessary prerequisites for participation of foreign investors in the primary and secondary government debt markets in the country. The issuing policy will be consistent with the objectives set in the Government Debt Management Strategy for the period 2006–2008.

The intentions of the Ministry of Finance about domestic government debt issuing in the next year take full account of the forthcoming accession of the country to the EU and the need to integrate the domestic market with the EU debt markets. In accordance with the outlined trends on the debt markets in Europe towards offering more liquid issues and standardization of instruments, the Ministry of Finance will continue to offer issues in larger volumes. They will be BGN-denominated government securities issued mainly with longer terms with a view to achieving a more stable and broad investor base and to maintain an adequate yield curve.

In 2007 a gross issue of domestic government debt to the amount of around BGN 700 million is planned. Five- and ten-year government securities issues in volumes of up to BGN 250 million and an issue of two- or three-year government securities in volumes of up to BGN 150 million are expected, which will be offered in tranches. As regards short-term government securities, the Ministry of Finance will go on offering three-month government securities, with their issues totaling around BGN 70 million. The practice of announcing a monthly issuing calendar not later than 30 days before the beginning of each month will be sustained.

The policy will remain flexible, based on macroeconomic indicators and financial market conditions.

## Auction Calendar of Government Securities Issues for January 2007

Auction date	Issue date	Maturity date	Issue term	Scheduled volume (BGN)
08.I.2007*	10.I.2007	10.I.2017	10-year	35 000 000
15.I.2007	17.I.2007	17.IV.2007	3-month	15 000 000
22.I.2007*	24.I.2007	24.I.2012	5-year	35 000 000
<b>TOTAL bills bonds</b>				<b>85 000 000 15 000 000 70 000 000</b>

**Note:** The Ministry of Finance is entitled to make relevant adjustments in the calendar where necessary.

\* Tap issue.

By end-November 2006 domestic debt totaled BGN 2,956,741.1 thousand in nominal terms. The share of government securities issues in total debt was 86.1 per cent (BGN 2,545,332 thousand) and that of government securities issued for structural reform 13.9 per cent (BGN 411,409 thousand, Chart 9).

Government securities issued between January and November 2006 amounted to BGN 497,730 thousand. Redeemed government securities accounted for BGN 327,450.9 thousand, including short-term bills of BGN 65,000 thousand. Operations effected in November led to a change in the maturity structure of five-year government securities issues. Their share increased reaching 28.1 per cent at the expense of the other government securities whose shares decreased (Chart 10). The average-weighted maturity of government securities issues was seven years and one month. Government securities issued for structural reform amounted to BGN 411,409 thousand by the end of the review month.

Debt foreign exchange structure experienced certain changes in November (Chart 11). The share of government securities in euro and US dollars decreased to 21.1 per cent and 6.4 per cent respectively, while the share of government securities in levs increased to 72.5 per cent. The maturity structure also changed. Short-term and long-term government securities decreased to 0.5 and 62 per cent at the expense of medium-term government securities which increased to 37.5 per cent (Chart 12). Government securities with fixed interest coupons comprised 82.7 per cent and government securities with floating interest coupons 17.3 per cent.

Since early-2006 interest and discounts paid on government securities issued on the domestic market totaled BGN 146,998.2 thousand. Payments on government securities issues amounted to BGN 133,901.8 thousand, or 91.1 per cent of the total repaid interest and discounts (Chart 16). Interest paid on five-year bonds occupied the largest share, 31.6 per cent, followed by interest payments on seven-year bonds, 30.8 per cent (Chart 15).



# Domestic Debt

(BGN'000)

Structure	Amount as of 31 Dec. 2005	Change in 2006		Amount as of 30 Nov. 2006
		increase	decrease	
<b>I. DEBT ON GOVERNMENT SECURITIES ISSUES</b>				
1. Government securities issued in 2001	221 328.9	-	191 328.9	30 000.0
1.1. Medium-term	191 328.9	-	191 328.9	0.0
5-year	191 328.9	-	191 328.9	0.0
1.2. Long-term	30 000.0	-	-	30 000.0
7-year	30 000.0	-	-	30 000.0
2. Government securities issued in 2002	499 670.0	-	-	499 670.0
2.1. Medium-term	174 750.0	-	-	174 750.0
5-year	174 750.0	-	-	174 750.0
2.2. Long-term	324 920.0	-	-	324 920.0
7-year	240 000.0	-	-	240 000.0
10-year	84 920.0	-	-	84 920.0
3. Government securities issued in 2003	857 136.4	-	69 911.7	787 224.7
3.1. Medium-term	251 191.3	-	69 911.7	181 279.6
3-year	76 191.3	-	69 911.7	6 279.6
5-year	175 000.0	-	-	175 000.0
3.2. Long-term	605 945.2	-	-	605 945.2
7-year	310 362.2	-	-	310 362.2
EUR-denominated (lev equivalent)	205 362.2	-	-	205 362.2
10-year	100 000.0	-	-	100 000.0
15-year	195 583.0	-	-	195 583.0
EUR-denominated (lev equivalent)	195 583.0	-	-	195 583.0
4. Government securities issued in 2004	380 423.5	-	1 033.1	379 390.5
4.1. Medium-term	220 423.5	-	1 033.1	219 390.5
3-year	111 540.8	-	669.6	110 871.2
5-year	108 882.7	-	363.5	108 519.2
EUR-denominated (lev equivalent)	8 882.7	-	363.5	8 519.2
4.2. Long-term	160 000.0	-	-	160 000.0
7-year	80 000.0	-	-	80 000.0
10-year	80 000.0	-	-	80 000.0
5. Government securities issued in 2005	416 494.0	-	15 177.2	401 316.8
5.1. Short-term	15 000.0	-	15 000.0	-
3-month	15 000.0	-	15 000.0	-
5.2. Medium-term	251 494.0	-	177.2	251 316.8
3-year	150 638.3	-	144.8	150 493.5
5-year	100 855.7	-	32.4	100 823.3
EUR-denominated (lev equivalent)	855.7	-	32.4	823.3
5.3. Long-term	150 000.0	-	-	150 000.0
10-year	150 000.0	-	-	150 000.0
6. Government securities issued in 2006	-	497 730.0	50 000.0	447 730.0
6.1. Short-term	-	65 000.0	50 000.0	15 000.0
3-month	-	65 000.0	50 000.0	15 000.0
6.2. Medium-term	-	282 730.0	-	282 730.0
3-year	-	127 730.0	-	127 730.0
5-year	-	155 000.0	-	155 000.0
6.3. Long-term	-	150 000.0	-	150 000.0
10-year	-	150 000.0	-	150 000.0
<b>TOTAL (I)</b>	<b>2 375 052.9</b>	<b>497 730.0</b>	<b>327 450.9</b>	<b>2 545 332.0</b>

(continued)

(continued)

(BGN'000)

Structure	Amount as of 31 Dec. 2005	Change in 2006		Amount as of 30 Nov. 2006
		increase	decrease	
<b>II. DEBT ON GOVERNMENT SECURITIES ISSUED FOR STRUCTURAL REFORM</b>				
1. Long-term government bonds issued pursuant to CM Decree No. 244 of 1991	1 651.0	-	275.2	1 375.9
2. Long-term government bonds issued pursuant to CM Decree No. 234 of 1992	1 526.2	-	127.2	1 399.0
3. Long-term government bonds issued pursuant to Articles 4 and 5 of ZUNK of 1993				
in BGN	5 598.1	-	430.6	5 167.5
denominated in USD	138 472.5		9 915.2	128 557.3
lev equivalent	229 573.6			190 482.1
denominated in EUR	116 943.2	-	8 353.1	108 590.1
lev equivalent	228 721.1			212 383.8
4. Long-term government bonds issued pursuant to CM Decree No. 3 of 1994	600.7	-	-	600.7
<b>TOTAL (II)</b>	<b>467 670.7</b>			<b>411 409.0</b>
<b>GOVERNMENT DEBT, TOTAL</b>	<b>2 842 723.5</b>			<b>2 956 741.1</b>
<b>III. DOMESTIC GOVERNMENT GUARANTEES</b>				
<b>DOMESTIC DEBT, TOTAL</b>	<b>2 842 723.5</b>			<b>2 956 741.1</b>

- Notes:**
- As of 1 April 2004 statistical reporting of total government, government guaranteed and consolidated debts has changed. The practice adopted as of January 2003 of reporting bond obligations at acquisition value has been discontinued. After the change, securities included in the stock of domestic and external debts are reported at nominal value.
  - The IMF extends its tranches to the central bank which then on-lends them to the government under Article 45 of the Law on the BNB. So far, the credits extended by the BNB to the MF are reported as domestic government debt to the BNB, on the one hand, and external debt of the BNB to the IMF, on the other hand. In the *Government Debt Management* bulletin, debt to the IMF is included in the external debt structure and excluded from domestic debt structure in order to avoid any mistakes in using debt information.
  - Debt recalculation in US dollars and euro is based on BNB exchange rate of the relevant currency against the lev for the last business day of the respective period.

### Changes in Domestic Government Debt

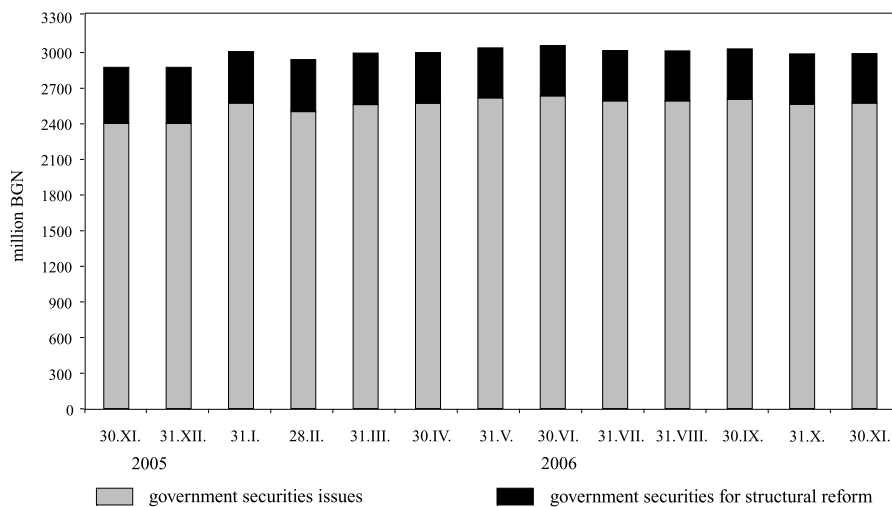
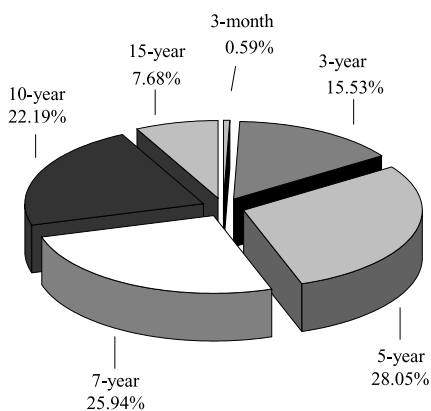


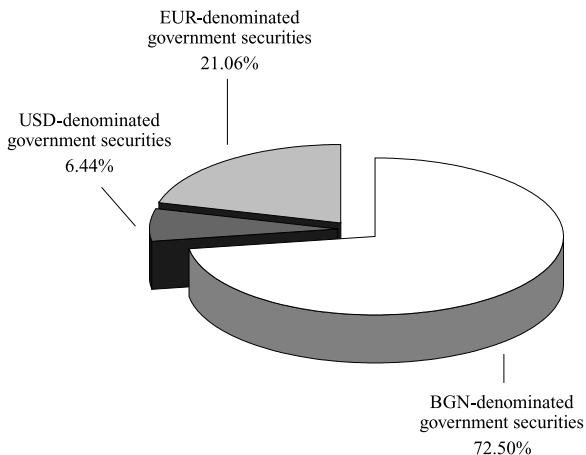
Chart 10

### Outstanding Government Securities Issues as of 30 November

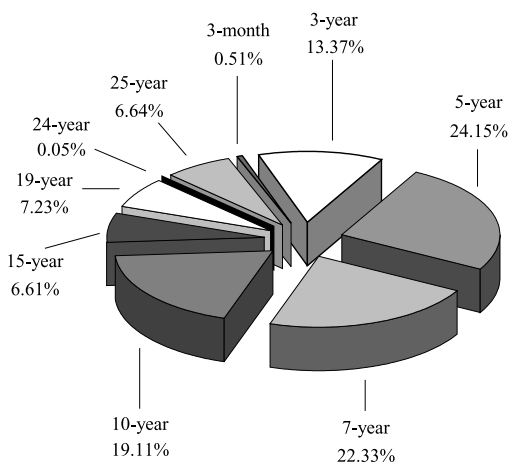


**Note:** The average-weighted maturity of government securities issues is seven years and one month.

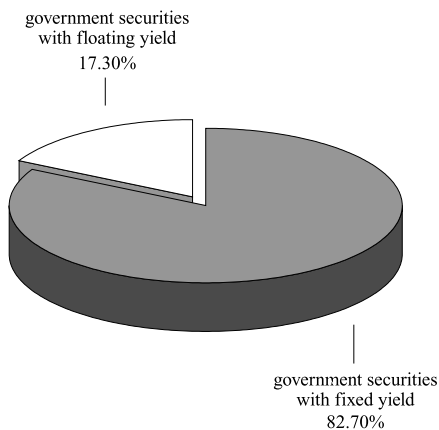
### Foreign Exchange Composition of Outstanding Government Securities as of 30 November



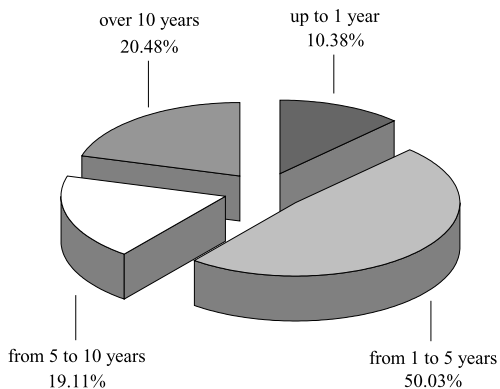
### Maturity Structure of Outstanding Government Securities as of 30 November



### Shares of Outstanding Government Securities with Fixed and Floating Yield as of 30 November



### Residual Maturity of Domestic Debt as of 30 November



## Expenditure on Domestic Debt between 1 January and 30 November 2006

(BGN'000)

Debt structure	Amount of repaid interest (discount)
<b>I. DEBT ON GOVERNMENT SECURITIES ISSUES</b>	
1. Government securities issued in 2001	13 693.7
1.1. Medium-term*	11 443.7
5-year	11 443.7
1.2. Long-term	2 250.0
7-year	2 250.0
2. Government securities issued in 2002	35 377.8
2.1. Medium-term	11 808.8
5-year	11 808.8
2.2. Long-term	23 569.0
7-year	17 200.0
10-year	6 369.0
3. Government securities issued in 2003	48 162.1
3.1. Medium-term	11 825.1
3-year	2 856.3
5-year	8 968.8
3.2. Long-term	36 337.0
7-year	17 977.1
10-year	6 625.0
15-year	11 735.0
4. Government securities issued in 2004	17 345.9
4.1. Medium-term	9 385.9
3-year	4 289.1
5-year	5 096.8
4.2. Long-term	7 960.0
7-year	3 800.0
10-year	4 160.0
5. Government securities issued in 2005	15 517.0
5.1. Short-term	83.7
3-month	83.7
5.2. Medium-term	9 058.4
3-year	5 273.5
5-year	3 784.9
5.3. Long-term	6 375.0
10-year	6 375.0
6. Government securities issued in 2006	3 805.4
6.1. Short-term	293.4
3-month	293.4
6.2. Medium-term	1 983.2
3-year	835.8
5-year	1 147.4
6.3. Long-term	1 528.8
10-year	1 528.8
<b>TOTAL (I)</b>	<b>133 901.8</b>

(continued)

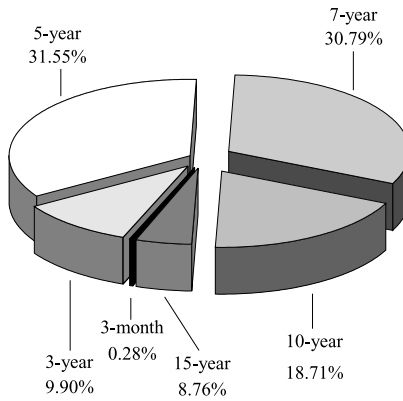
(continued)

(BGN'000)

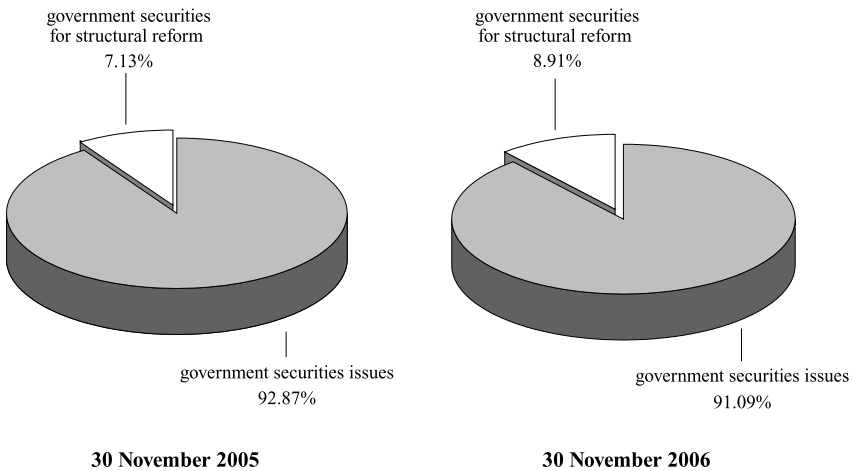
Debt structure	Amount of repaid interest (discount)
<b>II. DEBT ON GOVERNMENT SECURITIES ISSUED FOR STRUCTURAL REFORM</b>	
A. Debt on government securities issued to settle non-performing credits of state-owned companies to banks	
1. Bonds issued pursuant to CM Decree No. 244 of 1991	47.3
2. Bonds issued pursuant to CM Decree No. 186 of 1992	33.8
3. Bonds issued pursuant to Articles 4 and 5 of ZUNK of 1993 lev bonds	13 015.2
USD-denominated bonds (in BGN at the current exchange rate)	116.7
EUR-denominated bonds (in BGN at the fixed exchange rate)	7 976.5
4. Bonds issued pursuant to CM Decree No. 3 of 1994	4 922.0
Total (A)	0.0
TOTAL (II)	13 096.4
<b>EXPENDITURE ON GOVERNMENT DEBT, TOTAL</b>	<b>146 998.2</b>

\* Including interest revenue from tap medium-term government securities issues.

**Structure of Expenditure on Government Securities Issues as of 30 November**



**Structure of Expenditure on Domestic Debt**





By end-November external debt totaled EUR 4763 million in nominal terms. Government debt accounted for EUR 4215.2 million and government guaranteed debt amounted to EUR 547.9 million.

In November new external financing totaled BGN 32,465.3 thousand. Payments on the debt totaled BGN 39,722.6 thousand, including principal payments of BGN 27,259.1 thousand and interest payments of BGN 12,463.5 thousand. The bulk of payments was made on called government guarantees (BGN 11,086.7 thousand), to the IMF (BGN 9877.9 thousand), on government investment loans (BGN 4415.4 thousand) and on government guaranteed loans (BGN 1879.1 thousand). Interest payments were made mainly to the IMF (BGN 7801.7 thousand) and on government investment loans (BGN 3264.6 thousand). In November net external financing was positive and totaled BGN 5206.2 thousand.

Since early-2006 received loans have totaled BGN 354,926.5 thousand, of which BGN 162,618.3 thousand receipts from tranches on government guaranteed loans. Payments on the debt have amounted to BGN 1,681,045.3 thousand, including BGN 1,189,340.9 thousand principal repayments. The largest amounts were repaid to the IMF (BGN 516,082.1 thousand), to the World Bank (BGN 396,923.1 thousand), on government investment loans (BGN 92,217.1 thousand) and to the European Union (BGN 61,119.7 thousand).

Certain changes occurred in foreign exchange debt structure as a result of effected payments. Debt denominated in US dollars and in other currencies exhibited a decline on October reaching 25.6 per cent and 11.3 per cent by end-November. The share of debt in euro rose to 63 per cent. Debt interest structure also changed. Debt with floating interest rates increased to 40.4 per cent against 59.6 per cent of debt with fixed interest rates. The average-weighted residual term to maturity of the external debt was eight years and nine months.

The structure of external debt by type of creditor was as follows: debt on bonds (global bonds and eurobonds) comprising 43 per cent, to the World Bank 16.8 per cent, on government investment loans 12.2 per cent, on government guaranteed loans 11.5 per cent and to the IMF 5.7 per cent. Obligations to the European Union accounted for 5.4 per cent and to the Paris Club 3.2 per cent.

## External Debt

(million EUR)

Structure	as of 31.XII.	2006				
	2005	as of 31.III.	as of 30.VI.	as of 30.IX.	as of 31.X.	as of 30.XI.
<b>Government debt</b>	<b>4 876.8</b>	<b>4 420.6</b>	<b>4 304.4</b>	<b>4 274.3</b>	<b>4 269.6</b>	<b>4 215.2</b>
I. Bonds	2 162.5	2 135.2	2 084.9	2 089.1	2 086.2	2 048.0
1. Other bonds	2 162.5	2 135.2	2 084.9	2 089.1	2 086.2	2 048.0
II. Credits	2 714.3	2 285.4	2 219.5	2 185.2	2 183.4	2 167.2
1. Paris Club	163.7	157.4	157.4	151.1	151.1	151.1
2. World Bank	1 020.0	818.8	805.1	803.5	803.3	801.3
2.1. World Bank	943.4	747.5	737.7	737.7	737.7	737.3
2.2. JBIC (JEXIM)	76.6	71.3	67.4	65.7	65.6	64.1
3. G24	36.9	30.8	30.0	30.1	30.1	29.5
4. European Union	287.5	256.3	256.3	256.3	256.3	256.3
5. IMF	559.5	357.9	316.9	289.1	284.5	273.8
6. Other	62.3	62.3	55.9	50.5	50.5	50.5
7. Government investment loans	549.2	568.6	565.2	573.5	576.5	579.7
7.1. World Bank	150.6	160.1	158.0	163.8	165.4	168.9
7.2. European Investment Bank	262.6	272.0	271.7	274.8	271.3	272.9
7.3. EBRD	17.0	13.1	12.2	8.7	8.7	8.0
7.4. Other	119.0	123.5	123.3	126.1	131.1*	129.9
8. Called government guarantees	35.2	33.3	32.7	31.1	31.0	25.0
8.1. World Bank	28.9	27.1	26.8	25.2	25.2	25.0
8.2. Other	6.3	6.2	5.9	5.9	5.9	-
<b>Government guaranteed debt</b>	<b>514.2</b>	<b>537.6</b>	<b>543.5</b>	<b>552.9</b>	<b>551.9</b>	<b>547.9</b>
1. World Bank	102.4	98.4	93.9	93.8	94.1	93.4
2. European Investment Bank	8.1	8.1	7.6	7.6	7.6	7.6
3. EBRD	48.6	49.2	48.7	48.7	47.5	47.7
4. Other	355.1	381.8	393.3	402.8	402.7	399.2
<b>EXTERNAL DEBT, TOTAL</b>	<b>5 391.0</b>	<b>4 958.1</b>	<b>4 847.8</b>	<b>4 827.2</b>	<b>4 821.5</b>	<b>4 763.0</b>
<b>EXTERNAL DEBT, TOTAL</b>						
<b>(million USD)</b>	<b>6 359.7</b>	<b>6 001.4</b>	<b>6 163.1</b>	<b>6 111.2</b>	<b>6 121.3</b>	<b>6 287.2</b>

**Notes:** 1. Debt based on cash flows. External debt based on cash flows as of 1 January 2003.

2. Credits in the *Government investment credits* and *Government guaranteed debt* items have been rearranged according to the provisions of the Law on the Government Debt (published in the Darjaven Vestnik, issue 93 of 1 October 2002).

3. The IMF extends its tranches to the central bank which then on-lends them to the government under Article 45 of the Law on the BNB. So far, the credits extended to the MF by the BNB are reported as domestic government debt to the BNB, on the one hand, and external debt of the BNB to the IMF, on the other hand. In the *Government Debt Management* bulletin, debt to the IMF is included in the external debt structure and excluded from domestic debt structure in order to avoid any mistakes in using debt information.

4. Debt recalculation in US dollars and in euro is based on BNB exchange rates of the relevant currencies against the Bulgarian lev valid for the last business day of each period.

5. Preliminary data for the last month.

\* Revised data.

## New External Financing and External Debt Payments as of 30 November

(BGN'000)

Structure	Received credits (tranches)	Payments, incl.	
		installments	interest
<b>Government debt</b>	<b>192 308.1</b>	<b>1 142 040.6</b>	<b>457 987.1</b>
I. Bonds	-	-	323 389.3
1. Other bonds	-	-	323 389.3
II. Credits	192 308.1	1 142 040.6	134 597.8
1. Paris Club	-	24 628.6	10 676.5
2. World Bank	-	396 923.1	34 052.7
2.1. World Bank	-	385 685.4	32 390.7
2.2. JBIC (JEXIM)	-	11 237.7	1 661.9
3. G24	-	11 063.2	1 776.0
4. European Union	-	61 119.7	9 748.4
5. IMF	-	516 082.1	37 813.9
6. Other	-	22 405.6	1 764.7
7. Government investment loans	192 308.1	92 217.1	36 951.0
7.1. World Bank	44 095.5	7 534.6	4 768.3
7.2. European Investment Bank	101 703.2	65 580.9	24 141.5
7.3. EBRD	-	15 502.9	1 739.8
7.4. Other	46 509.5	3 598.7	6 301.4
8. Called government guarantees	-	17 601.1	1 814.7
8.1. World Bank	-	6 514.4	1 482.1
8.2. European Investment Bank	-	-	-
8.3. Other	-	11 086.7	332.6
<b>Government guaranteed debt</b>	<b>162 618.3</b>	<b>47 300.4</b>	<b>33 717.3</b>
1. World Bank	9 955.1	14 959.5	5 196.2
2. European Investment Bank	-	1 068.0	330.8
3. EBRD	14 967.4	13 052.5	3 790.8
4. Other	137 695.8	18 220.4	24 399.5
<b>TOTAL</b>	<b>354 926.5</b>	<b>1 189 340.9</b>	<b>491 704.4</b>

**Notes:** 1. Lev equivalence of the new external financing received and payments effected is calculated on the basis of BNB central exchange rates of the respective foreign currencies against the Bulgarian lev valid until 4.00 p.m. on the day of corresponding payment.  
2. Preliminary data.

## External Debt Payments in 2007

(BGN'000)

Structure	January		February		March				
	Principal	Interest	Principal	Interest	Principal	Interest			
<b>External debt</b>	12 805.14	209 984.60	222 789.74	571 401.97	57 205.44	628 607.41	59 596.47	20 068.05	79 664.52
<b>Government debt</b>	12 805.14	208 103.76	220 908.90	562 989.13	53 735.80	616 724.92	55 393.76	17 502.29	72 896.05
I. Bonds	-	203 787.92	203 787.92	483 358.94	41 047.98	524 406.92	-	-	-
1. Other bonds, external debt	-	203 787.92	203 787.92	483 358.94	41 047.98	524 406.92	-	-	-
II. Loans	12 805.14	-	17 120.98	-	12 687.81	-	55 393.76	17 502.29	72 896.05
1. Paris Club	-	-	-	-	-	-	12 314.29	5 024.23	17 338.51
2. World Bank	-	-	-	-	-	-	-	5 625.28	5 625.28
2.1. World Bank	-	-	-	-	-	-	-	-	-
2.2. JBIC (JEXIM)	-	-	-	-	-	-	-	-	-
3. G24	-	-	-	-	-	-	-	-	-
4. European Union	-	-	-	61 119.69	2 038.95	63 158.64	-	2 069.75	2 069.75
5. IMF	-	-	-	9 962.69	7 622.02	17 584.71	29 888.06	-	29 888.06
6. Other	-	-	-	-	-	-	-	-	-
7. Government investment loans	12 805.14	4 315.84	17 120.98	5 179.72	2 162.70	7 342.42	13 191.41	4 783.03	17 974.44
7.1. World Bank	-	-	-	-	-	-	1 165.18	549.45	1 714.63
7.2. European Investment Bank	5 982.13	1 762.90	7 745.03	2 581.55	1 400.88	3 982.43	11 658.49	4 130.58	15 789.07
7.3. EBRD	6 823.01	354.26	7 177.27	-	-	-	-	-	-
7.4. Other	-	2 198.69	2 198.69	2 598.18	761.81	3 359.99	367.74	102.99	470.74
8. Called government guarantees	-	-	-	3 368.09	864.14	4 232.23	-	-	-
8.1. World Bank	-	-	-	3 368.09	864.14	4 232.23	-	-	-
<b>Government guaranteed debt</b>	-	1 880.84	1 880.84	8 412.84	3 469.64	11 882.48	4 202.71	2 565.77	6 768.48
1. World Bank	-	-	-	5 479.10	1 170.63	6 649.73	-	117.39	117.39
2. European Investment Bank	-	-	-	-	713.33	3 647.08	4 019.23	900.45	4 919.68
3. EBRD	-	-	-	-	-	1 585.68	183.48	1 547.93	1 731.41
4. Other	-	1 880.84	1 880.84	-	-	-	-	-	-

(continued)

Structure	April		May		June		
	Principal	Interest	Principal	Interest	Principal	Interest	
<b>External debt</b>	<b>23 905.66</b>	<b>15 429.69</b>	<b>19 320.38</b>	<b>16 148.78</b>	<b>96 000.33</b>	<b>33 828.07</b>	<b>129 828.40</b>
<b>Government debt</b>	<b>17 383.06</b>	<b>9 289.53</b>	<b>17 432.23</b>	<b>10 567.33</b>	<b>79 106.24</b>	<b>27 985.44</b>	<b>107 091.69</b>
I. Bonds	-	-	-	-	-	-	-
1. Other bonds, external debt	-	-	-	-	-	-	-
II. Loans	17 383.06	9 289.53	17 432.23	10 567.33	79 106.24	27 985.44	107 091.69
1. Paris Club	-	-	-	-	-	-	-
2. World Bank	-	8 069.50	-	-	25 861.15	13 992.08	39 853.23
2.1. World Bank	-	8 069.50	-	-	21 322.96	12 644.27	33 967.23
2.2. JBIC (JEXIM)	-	-	-	-	1 347.81	5 886.00	-
3. G24	-	524.08	-	-	-	-	-
4. European Union	-	-	-	-	-	-	-
5. IMF	9 941.24	-	9 941.24	7 071.61	29 823.73	3 027.52	3 027.52
6. Other	-	-	-	-	12 355.69	14 082.85	29 823.73
7. Government investment loans	7 441.82	695.95	7 490.99	3 495.72	11 065.67	9 238.69	20 304.35
7.1. World Bank	-	-	-	-	10 101.15	5 951.24	16 052.39
7.2. European Investment Bank	7 441.82	575.59	5 736.46	3 084.26	375.52	2 949.14	3 324.66
7.3. EBRD	-	-	824.53	211.21	-	-	-
7.4. Other	-	120.37	930.00	200.24	589.00	338.31	927.31
8. Called government guarantees	-	-	-	-	-	-	-
8.1. World Bank	-	-	-	-	-	-	-
<b>Government guaranteed debt</b>	<b>6 522.60</b>	<b>6 140.16</b>	<b>1 888.15</b>	<b>5 581.46</b>	<b>16 894.09</b>	<b>5 842.63</b>	<b>22 736.71</b>
1. World Bank	-	283.52	-	-	4 007.79	2 464.24	6 472.03
2. European Investment Bank	-	-	-	-	1 067.99	120.00	1 187.98
3. EBRD	3 633.60	935.95	-	-	-	-	-
4. Other	2 888.99	4 920.69	1 888.15	5 581.46	11 818.31	3 258.39	15 076.70

(continued)

(BGN'000)

Structure	July		August		September		
	Principal	Interest	Principal	Interest	Principal	Interest	
<b>External debt</b>	<b>10 361.30</b>	<b>87 646.54</b>	<b>27 318.22</b>	<b>15 006.73</b>	<b>80 267.42</b>	<b>21 298.57</b>	<b>101 565.99</b>
<b>Government debt</b>	<b>8 894.43</b>	<b>85 435.27</b>	<b>18 699.07</b>	<b>10 821.95</b>	<b>76 064.71</b>	<b>18 097.69</b>	<b>94 162.41</b>
I. Bonds	-	81 235.85	-	-	-	-	-
1. Other bonds, external debt	-	81 235.85	-	-	-	-	-
II. Loans	8 894.43	4 199.41	18 699.07	10 821.95	76 064.71	18 097.69	94 162.41
1. Paris Club	-	-	-	-	12 314.29	4 814.89	17 129.17
2. World Bank	-	-	-	-	-	6 353.33	6 353.33
2.1. World Bank	-	-	-	-	-	6 353.33	6 353.33
2.2. JBIC (JEXIM)	-	-	-	-	-	-	-
3. G24	-	-	-	-	-	-	-
4. European Union	-	-	-	-	29 337.45	2 339.17	31 676.62
5. IMF	-	-	10 032.76	6 509.92	20 065.53	-	20 065.53
6. Other	-	-	-	-	-	-	-
7. Government investment loans	8 894.43	4 199.41	5 179.72	2 246.95	14 347.45	4 590.30	18 937.75
7.1. World Bank	-	-	-	-	1 204.76	587.16	1 791.93
7.2. European Investment Bank	5 982.13	1 561.79	2 581.55	1 339.99	11 658.49	3 871.07	15 529.56
7.3. EBRD	2 897.26	94.68	-	-	-	-	-
7.4. Other	15.04	2 542.94	2 598.18	906.95	1 484.19	132.07	1 616.26
8. Called government guarantees	-	-	3 486.58	889.13	4 375.72	-	-
8.1. World Bank	-	-	3 486.58	889.13	4 375.72	-	-
<b>Government guaranteed debt</b>	<b>1 466.87</b>	<b>2 211.27</b>	<b>8 619.15</b>	<b>4 184.79</b>	<b>4 202.71</b>	<b>3 200.88</b>	<b>7 403.59</b>
1. World Bank	-	-	5 685.40	1 002.86	6 688.26	-	-
2. European Investment Bank	-	-	-	-	-	110.66	110.66
3. EBRD	-	-	2 933.75	1 387.26	4 019.23	933.19	4 952.42
4. Other	1 466.87	2 211.27	-	1 794.67	183.48	2 157.03	2 340.51

(continued)

(continued)

(BGN'000)

Structure	October		November		December		
	Principal	Interest	Principal	Interest	Principal	Interest	
<b>External debt</b>	<b>27 120.42</b>	<b>16 883.14</b>	<b>18 627.14</b>	<b>10 743.91</b>	<b>210 106.25</b>	<b>40 630.48</b>	<b>250 736.73</b>
<b>Government debt</b>	<b>20 880.46</b>	<b>10 045.66</b>	<b>16 593.75</b>	<b>9 603.04</b>	<b>193 072.65</b>	<b>34 517.21</b>	<b>227 589.86</b>
I. Bonds	-	-	-	-	-	-	-
1. Other bonds, external debt	-	-	-	-	-	-	-
II. Loans	20 880.46	10 045.66	16 593.75	9 603.04	193 072.65	34 517.21	227 589.86
1. Paris Club	-	-	-	-	-	-	-
2. World Bank	-	8 789.37	-	-	26 716.18	15 408.59	42 124.78
2.1. World Bank	-	8 789.37	-	-	21 774.86	14 003.32	35 778.18
2.2. JBIC (JEXIM)	-	-	-	-	4 941.33	1 405.27	6 346.60
3. G24	-	561.96	-	-	27 987.07	-	27 987.07
4. European Union	-	-	-	-	80 677.99	3 503.98	84 181.97
5. IMF	20 065.53	-	10 032.76	5 853.11	30 098.29	-	30 098.29
6. Other	-	-	-	-	12 355.69	1 676.98	14 032.67
7. Government investment loans	814.93	694.34	6 560.99	3 749.93	15 237.41	13 927.66	29 165 08
7.1. World Bank	-	-	-	-	10 331.73	7 534.53	17 866.26
7.2. European Investment Bank	814.93	391.78	5 736.46	3 374.62	4 285.68	5 850.86	10 136.54
7.3. EBRD	-	-	-	-	-	-	-
7.4. Other	-	302.55	302.55	180.62	620.00	542.27	1 162.27
8. Called government guarantees	-	-	-	-	-	-	-
8.1. World Bank	-	-	-	-	-	-	-
<b>Government guaranteed debt</b>	<b>6 239.97</b>	<b>6 837.48</b>	<b>2 033.39</b>	<b>1 140.87</b>	<b>17 033.60</b>	<b>6 113.27</b>	<b>23 146.87</b>
1. World Bank	-	306.23	-	-	4 147.30	2 637.57	6 784.87
2. European Investment Bank	-	-	-	-	1 067.99	109.46	1 177.44
3. EBRD	3 633.60	853.35	4 486.95	-	-	-	-
4. Other	2 606.36	5 677.90	2 033.39	1 140.87	11 818.31	3 366.24	15 184.55

(continued)

(continued)

(BCGN'000)

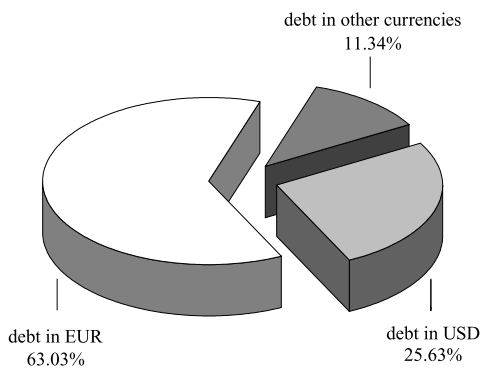
Structure	Total for the year	
	Principal	Interest Total
<b>External debt</b>	<b>1156 830.69</b>	<b>544 874.01 1701 704.70</b>
<b>Government debt</b>	<b>1079 314.63</b>	<b>495 704.97 1575 019.60</b>
I. Bonds	483 358.94	326 071.75 809 430.69
1. Other bonds, external debt	483 358.94	326 071.75 809 430.69
II. Loans	595 955.70	169 633.21 765 588.91
1. Paris Club	24 628.57	9 839.11 34 467.69
2. World Bank	52 577.34	58 238.14 110 815.48
2.1. World Bank	43 097.81	55 485.07 98 582.88
2.2. JBIC (JEXIM)	9 479.52	2 753.07 12 232.60
3. G24	27 987.07	1 086.04 29 073.11
4. European Union	171 135.13	14 155.32 185 290.45
5. IMF	179 851.85	27 056.67 206 908.53
6. Other	24 711.39	3 404.13 28 115.52
7. Government investment loans	108 209.67	54 100.52 162 310.19
7.1. World Bank	22 802.82	14 622.39 37 425.20
7.2. European Investment Bank	64 835.20	30 293.47 95 128.67
7.3. EBRD	11 369.32	854.86 12 224.18
7.4. Other	9 202.33	8 329.81 17 532.13
8. Called government guarantees	6 854.68	1 753.27 8 607.95
8.1. World Bank	6 854.68	1 753.27 8 607.95
<b>Government guaranteed debt</b>	<b>77 516.06</b>	<b>49 169.04 126 685.10</b>
1. World Bank	19 319.59	7 865.06 27 184.65
2. European Investment Bank	2 135.97	457.50 2 593.47
3. EBRD	21 173.15	5 723.52 26 896.68
4. Other	34 887.34	35 122.96 70 010.30

Notes: 1. Payments based on external debt amount as of 31 December 2006

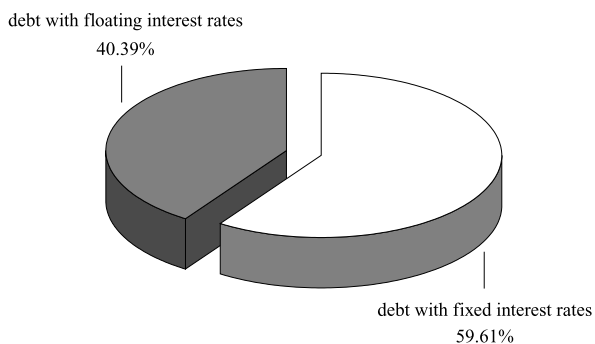
2. Lev equivalence of payments is calculated on the basis of exchange rates of respective foreign currencies used in preparing the 2007 Budget.



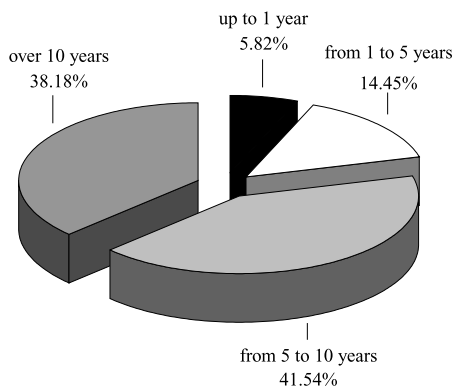
### Currency Composition of the External Debt as of 30 November



### Interest Rate Structure of the External Debt as of 30 November



## Residual Maturity of the External Debt as of 30 November



**Note:** The average-weighted residual maturity of the external debt is eight years and nine months.

By end-November government and government guaranteed debt totaled EUR 6274.8 million nominal value, including domestic debt of EUR 1511.8 million and external debt of EUR 4763 million. The decrease in nominal terms came to EUR 57.1 million on the previous month due mainly to exchange rate fluctuations and payments executed during the period under review.

By end-November the *debt to GDP* ratio was 26.9 per cent, falling by 0.3 percentage points on end-October level. The value of this indicator for domestic debt and external debt accounted for 6.5 per cent and 20.4 per cent respectively (Chart 20).

Domestic debt occupied 24.6 per cent and external debt 75.4 per cent in the debt structure (Chart 21).

The foreign exchange debt structure experienced certain changes due to effected repayments. By end-November debt in US dollars reached 21 per cent, in euro 52.9 per cent, in levs 17.5 per cent and in other currencies 8.6 per cent (Chart 22).

In the structure of external debt by type of creditor, bonds (global and eurobonds) occupied the largest share, totaling 32.6 per cent, followed by domestic debt (government securities) 24.1 per cent, obligations to the World Bank 12.8 per cent, obligations on government investment loans 9.2 per cent and on government guaranteed debt 8.7 per cent (Chart 23).

By end-November debt interest structure also experienced changes, indicating an increase in the debt with fixed interest rates to 65.2 per cent. Debt with floating interest rates comprised 34.8 per cent (Chart 24).

Since early-2006 payments on government and government guaranteed debt have totaled BGN 2188.9 million including domestic debt payments of BGN 507.8 million and external debt payments of BGN 1681 million (Chart 25). In November payments to the IMF and on called government guarantees comprised the largest share. Domestic debt payments were effected mainly on government securities.

Payments in euro (recalculated in levs: BGN 1268.7 million) dominated the foreign exchange composition of debt payments, followed by payments in levs (BGN 507.8 million) and in US dollars (BGN 347 million, Chart 26).

## Government and Government Guaranteed Debt

(million EUR)

Structure	as of 31.XII. 2005	2006				
		as of 31.III.	as of 30.VI.	as of 30.IX.	as of 31.X.	as of 30.XI.
<b>Domestic debt</b>	<b>1 453.5</b>	<b>1 514.3</b>	<b>1 545.9</b>	<b>1 532.1</b>	<b>1 510.4</b>	<b>1 511.8</b>
I. Government debt	1 453.5	1 514.3	1 545.9	1 532.1	1 510.4	1 511.8
1. Debt on government securities issues	1 214.3	1 294.8	1 331.6	1 317.3	1 296.2	1 301.4
2. Government securities issued for structural reform	239.1	219.5	214.4	214.7	214.2	210.4
-	-	-	-	-	-	-
II. Government guaranteed debt	5 391.0	4 958.1	4 847.8	4 827.2	4 821.5	4 763.0
<b>External debt</b>	<b>4 876.8</b>	<b>4 420.6</b>	<b>4 304.3</b>	<b>4 274.3</b>	<b>4 269.6</b>	<b>4 215.2</b>
I. Government debt	2 162.5	2 135.2	2 084.9	2 089.1	2 086.2	2 048.0
1. Bonds	2 714.3	2 285.4	2 219.4	2 185.2	2 183.4*	2 167.2
2. Credits						
Government investment credits	549.2	568.6	565.2	573.5	576.5*	579.7
Called government guarantees	35.2	33.3	32.7	31.1	31.0	25.0
II. Government guaranteed debt	514.2	537.6	543.5	552.9	551.9	547.9
<b>Debt, total</b>	<b>6 844.4</b>	<b>6 472.4</b>	<b>6 393.7</b>	<b>6 359.2</b>	<b>6 331.9</b>	<b>6 274.8</b>
<b>Debt/GDP (%)</b>	<b>31.9</b>	<b>27.8</b>	<b>27.4</b>	<b>27.3</b>	<b>27.2</b>	<b>26.9</b>
Domestic debt/GDP (%)	6.8	6.5	6.6	6.6	6.5	6.5
External debt/GDP (%)	25.1	21.3	20.8	20.7	20.7	20.4

**Notes:** 1. Debt based on cash flows.

2. GDP projection for 2006: BGN 45,615 million. Revised GDP projection for 2005: BGN 41,948.1 million.

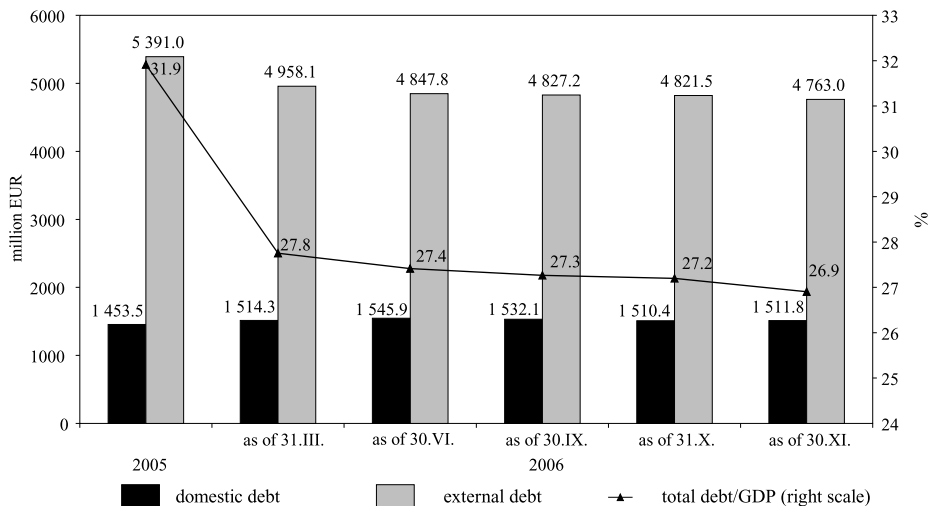
3. The IMF extends its tranches to the central bank which then on-lends them to the government under Article 45 of the Law on the BNB. So far, the credits extended to the MF by the BNB are reported as domestic government debt to the BNB, on the one hand, and external debt of the BNB to the IMF, on the other hand. Debt to the IMF is included in the external debt structure and excluded from domestic debt structure in the *Government Debt Management* bulletin.

4. Debt recalculation in US dollars and in euro is based on BNB exchange rates of the relevant currencies against the Bulgarian lev valid for the last business day of each period.

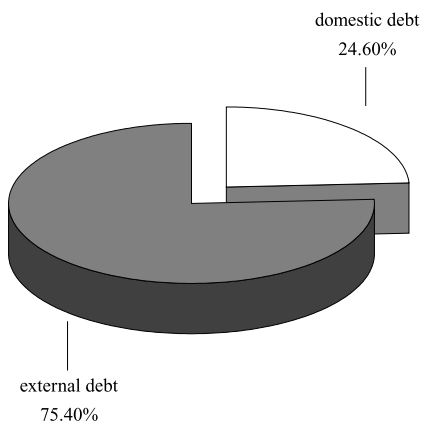
5. Preliminary data for the last month.

\* Revised data.

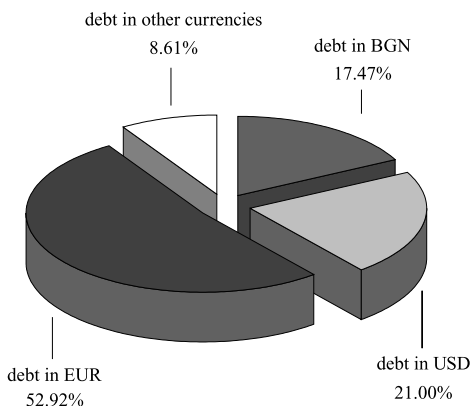
### Dynamics of Domestic and External Government and Government Guaranteed Debt



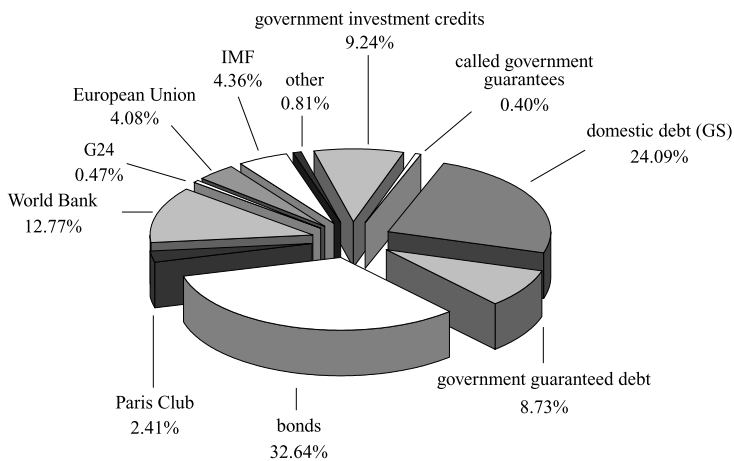
### Debt Structure as of 30 November



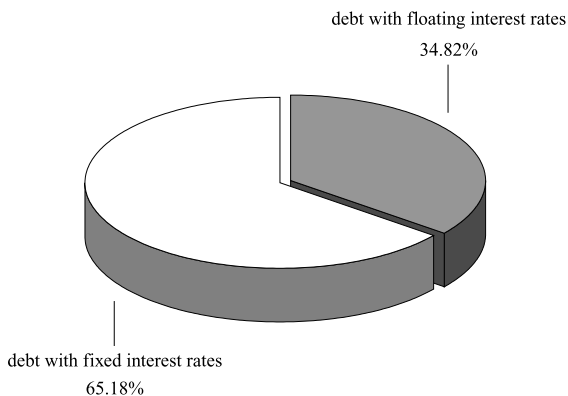
### Debt Currency Structure as of 30 November



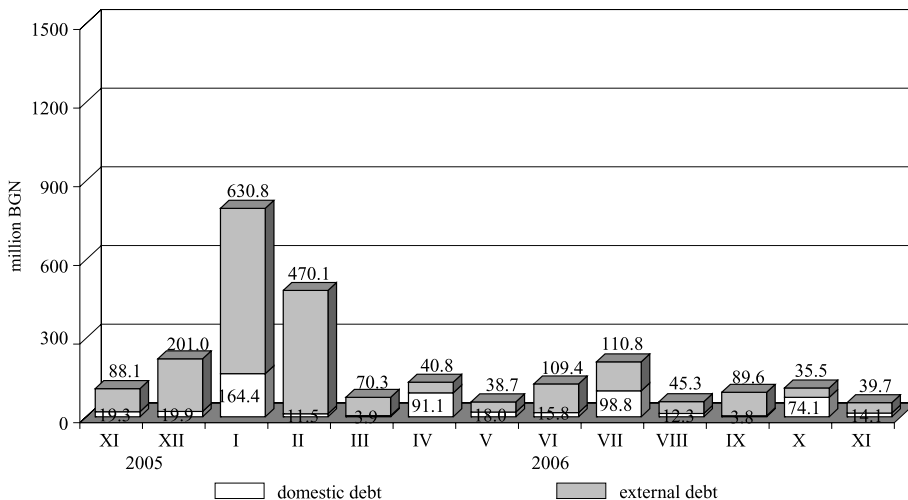
### Debt Structure by Creditor as of 30 November

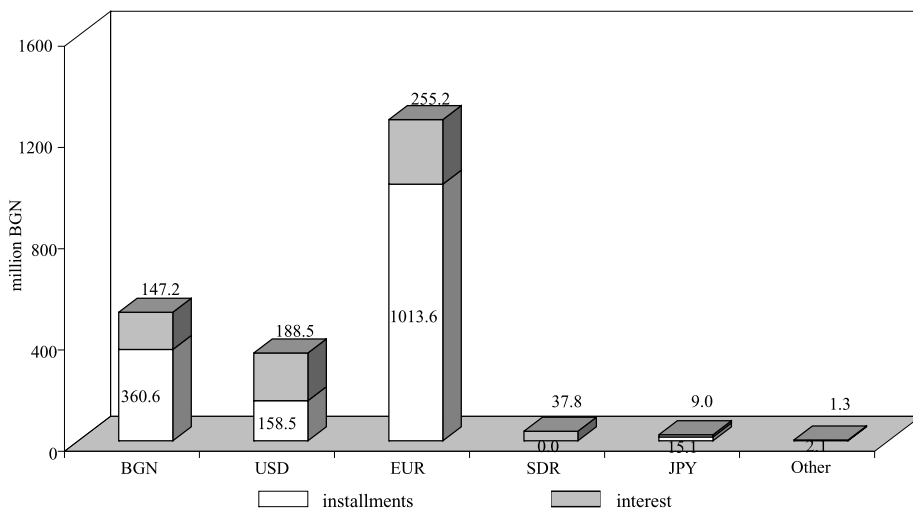


### Debt Interest Rate Structure as of 30 November



### Government Debt Payments



**Currency Structure of Government Debt Payments as of 30 November**



## Government Securities Issued in Domestic Market and Held by Non-residents

(BGN'000)

Government securities type	31.XII. 2005	2006			
		31.III.	30.VI.	30.IX.	31.X.
Government securities issued for budget deficit financing	18 156.3	18 056.3	17 361.9	17 113.6	17 113.6
– in BGN	100.0	-	-	-	-
– in EUR	18 056.3	18 056.3	17 361.9	17 113.6	17 113.6
Government securities issued for structural reform	1 639.9	1 520.3	1 505.8	1 506.2	1 506.0
– in USD	103.2	93.4	78.9	79.3	79.0
– in EUR	1 536.7	1 426.9	1 426.9	1 426.9	1 426.9
<b>Total</b>	<b>19 796.1</b>	<b>19 576.6</b>	<b>18 867.8</b>	<b>18 619.7</b>	<b>18 619.5</b>

## Government Securities Issued in International Markets and Held by Residents

(million EUR)

Government securities type	31.XII. 2005	2006			
		31.III.	30.VI.	30.IX.	31.X.
Eurobonds	121.6	119.1	113.2	119.1	125.1
Global bonds	324.0	330.9	364.6	351.6	367.8
– in EUR	148.2	179.7	197.8	188.3	194.3
– in USD	175.8	151.2	166.8	163.3	173.5
<b>Total</b>	<b>445.6</b>	<b>450.0</b>	<b>477.8</b>	<b>470.7</b>	<b>492.9</b>

## Municipal Debt and Municipal Guarantees

(BGN'000)

Structure	2005 as of 31.XII.	2006			
		as of 31.III.	as of 30.VI.	as of 30.IX.	as of 31.X.
<b>I. Municipal debt</b>	<b>181 139.1</b>	<b>186 090.6</b>	<b>189 197.3</b>	<b>199 565.9</b>	<b>202 817.7</b>
<i>1. Domestic municipal debt</i>	<i>122 799.0</i>	<i>122 993.6</i>	<i>123 435.6</i>	<i>134 266.6</i>	<i>137 163.6</i>
1.1. Government securities issues (at nominal value as of corresponding period)	27 823.6	27 823.6	26 858.0	26 784.6	26 784.6
1.2. Credits from banks and other financial institutions	73 042.6	69 713.6	69 856.5	78 683.7*	84 007.2
1.3. Credits from the republican budget	5 673.4	8 308.1	10 401.9	12 368.0*	10 105.0
1.4. Credits from extrabudgetary accounts and funds	8 833.5	8 336.7	7 940.3	8 268.2*	8 270.7
1.5. Credits from other municipalities	-	-	-	-	-
1.6. Called municipal guarantees	-	-	-	-	-
1.7. Other	7 425.9	8 811.6	8 379.0	8 162.1*	7 996.1
<i>2. External municipal debt</i>	<i>58 340.1</i>	<i>63 097.0</i>	<i>65 761.7</i>	<i>65 299.3</i>	<i>65 654.1</i>
2.1. Credits from banks and other financial institutions	26 806.5	26 806.5	29 347.7	29 347.7	29 347.7
2.2. Government guaranteed municipal debt	31 533.6	36 290.6	36 414.0	35 951.6	36 306.4
<b>II. Municipal guarantees</b>	<b>61 530.6</b>	<b>61 466.2</b>	<b>61 444.8</b>	<b>61 444.8</b>	<b>61 444.8</b>
<i>1. Domestic municipal guarantees</i>	<i>899.8</i>	<i>835.5</i>	<i>814.0</i>	<i>814.0</i>	<i>814.0</i>
<i>2. External municipal guarantees</i>	<i>60 630.7</i>	<i>60 630.7</i>	<i>60 630.7</i>	<i>60 630.7</i>	<i>60 630.7</i>
<b>Municipal debt and municipal guarantees, total (I+II)</b>	<b>242 669.7</b>	<b>247 556.9</b>	<b>250 642.1</b>	<b>261 010.7</b>	<b>264 262.5</b>

- Notes: 1. The credit extended by the Council of Europe Development Bank (CEB) to the Republic of Bulgaria under the *Building and Rehabilitation of Houses for Rom Families* project (utilized by the Sofia Municipality) represents external municipal debt and is reported under 2.2. *Government guaranteed municipal debt*. This credit has been guaranteed by the government and is reported in the *Government and Government Guaranteed Debt* table, *External Debt, II. Government guaranteed debt*.
2. The credit extended by the Japan Bank for International Cooperation (JBIC) to the Sofia Municipality under the Credit Agreement is an external municipal debt and is reported under 2.2. *Government guaranteed municipal debt*. Pursuant to the Guarantee Agreement concluded between the Government of Bulgaria and the Government of Japan under the Credit Agreement, this credit is guaranteed by the Bulgarian Government and is reported in the *Government and Government Guaranteed Debt* table, *External Debt, II. Government guaranteed debt*.
3. Debt recalculation in US dollars and in euro is based on the BNB central exchange rates of the relevant currencies against the Bulgarian lev valid for the last business day of each period.

\* Revised data.

## Social Security Funds Debt

(BGN'000)

Structure	2005	2006			
	as of 31.XII.	as of 31.III.	as of 30.VI.	as of 30.IX.	as of 31.X.
<b>Domestic debt</b>	<b>31 646.6</b>	<b>31 606.9</b>	<b>30 494.3</b>	<b>30 500.1</b>	<b>30 496.1</b>
I. National Insurance Institute	31 646.6	31 606.9	30 494.3	30 500.1	30 496.1
1. Other*	31 646.6	31 606.9	30 494.3	30 500.1	30 496.1
2. Credits from the republican budget	-	-	-	-	-
II. National Health Insurance Fund	-	-	-	-	-
III. Teachers' Pension Fund	-	-	-	-	-
<b>External debt</b>	<b>-</b>	<b>-</b>	<b>-</b>	<b>-</b>	<b>-</b>

**Note:** Debt recalculation in US dollars and in euro is based on the BNB central exchange rates of the relevant currencies against the Bulgarian lev valid for the last business day of each period.

\*This credit was extended by the Ministry of Finance to the National Insurance Institute under a subcredit agreement concluded on the basis of the credit agreement between the Republic of Bulgaria and the International Bank for Reconstruction and Development (the World Bank) under the *Social Insurance Administration* project.

## Consolidated Government Debt Amount

(million EUR)

Structure	2005	2006			
	as of 31.XII.	as of 31.III.	as of 30.VI.	as of 30.IX.	as of 31.X.
<b>Consolidated government debt</b>	<b>6 422.9</b>	<b>6 030.0</b>	<b>5 947.0</b>	<b>5 908.4</b>	<b>5 883.7</b>
1. Central government debt	6 330.2	5 934.8	5 850.2	5 806.3	5 780.0
2. Social security funds debt	0.0	0.0	0.0	0.0	0.0
3. Municipal debt	92.6	95.1	96.7	102.0*	103.7
<b>Consolidated government debt/GDP, total (%)</b>	<b>29.9</b>	<b>25.9</b>	<b>25.5</b>	<b>25.3</b>	<b>25.2</b>

- Notes:** 1. As of 1 April 2004 statistical reporting of total government, government guaranteed and consolidated debts has changed. The practice adopted as of January 2003 of reporting bond obligations at acquisition value has been discontinued. After the change, securities included in domestic and external debt are reported at nominal value.
2. GDP projection for 2006: BGN 45,615 million. Revised GDP projection for 2005: BGN 41,948.1 million.
3. Debt recalculation in euro is based on the BNB central exchange rates of the relevant currencies against the Bulgarian lev valid for the last business day of each period.
4. The IMF extends its tranches to the central bank which then on-lends them to the government under Article 45 of the Law on the BNB. So far, the credits extended to the MF by the BNB are reported as domestic government debt to the BNB, on the one hand, and external debt of the BNB to the IMF, on the other hand. Debt to the IMF is included in the external debt structure and excluded from domestic debt structure in the *Government Debt Management* bulletin.
5. The credit extended by the Ministry of Finance to the National Insurance Institute under a subcredit agreement concluded on the basis of the credit agreement between the Republic of Bulgaria and the International Bank for Reconstruction and Development (the World Bank) under the *Social Insurance Administration* project is excluded from 2. *Social security funds debt* and is reported under 1. *Central government debt*.
6. The credit extended by the Japan Bank for International Cooperation (JBIC) to the Sofia Municipality under the Credit Agreement represents an external municipal debt and is reported under *Consolidated government debt*, 3. *Municipal debt*. Pursuant to the Guarantee Agreement concluded between the governments of Bulgaria and Japan under the Credit Agreement, this credit is guaranteed by the Bulgarian Government.

\* Revised data.



## **APPENDIX**

# Outstanding Government Securities

## Discount Treasury Bills

### 3-month government securities

---

<b>Issue No.</b>	BG3010206004
Issue date	13.09.2006
Maturity date	13.12.2006
Nominal value of the offer (BGN'000)	15 000.00
Total nominal value of the bids received (BGN'000)	32 525.00
Total nominal value of the bids approved (BGN'000)	15 000.00
Average price of the bids approved per BGN 100 nominal value (%)	99.23
Average discount per BGN 100 (%)	0.77
Average annual yield (%)	3.07
Effective annual yield (%)	3.11
Bid-to-cover ratio	2.17

**Note:** Since 22 November 2004 government securities yield has been calculated according to ISMA-International Yield.

## Treasury Bonds

### 3-year government securities

Issue No.	First opening	Second opening	Third opening	BG2030104116 <sup>5</sup> Fourth opening	Fifth opening	Total for the issue
Auction date	16.02.2004	19.04.2004	09.08.2004	20.09.2004	11.10.2004	
Issue date	18.02.2004	18.02.2004	18.02.2004	18.02.2004	18.02.2004	18.02.2004
Maturity date	18.02.2007	18.02.2007	18.02.2007	18.02.2007	18.02.2007	18.02.2007
Nominal value of the offer (BGN'000)	20 000.00	20 000.00	20 000.00	20 000.00	20 000.00	100 000.00
Total nominal value of the bids received (BGN'000)	93 850.00	48 250.00	46 040.00	43 500.00	53 900.00	285 540.00
Total nominal value of the bids approved (BGN'000)	20 000.00	20 000.00	20 000.00	20 000.00	20 000.00	100 000.00
Average price of the bids approved per BGN 100 (%)	99.76	100.11	100.08	100.03	100.08	100.00
Interest rate	3.30	3.30	4.58	3.51	3.51	3.68
Bid-to-cover ratio	4.69	2.41	2.30	2.18	2.70	2.86
Average annual yield (%)	3.39	3.26	4.55	3.50	3.48	3.68

(continued)



## 3-year government securities

(continued)

Issue No.	First opening	Second opening	Third opening	BG2030005115 <sup>6</sup> Fourth opening	Fifth opening	Sixth opening	Total for the issue
Auction date	14.03.2005	04.04.2005	11.07.2005	12.09.2005	07.11.2005	05.12.2005	
Issue date	16.03.2005	16.03.2005	16.03.2005	16.03.2005	16.03.2005	16.03.2005	16.03.2005
Maturity date	16.03.2008	16.03.2008	16.03.2008	16.03.2008	16.03.2008	16.03.2008	16.03.2008
Nominal value of the offer (BGN'000)	25 000.00	20 000.00	40 000.00	25 000.00	20 000.00	20 000.00	150 000.00
Total nominal value of the bids received (BGN'000)	78 870.00	73 120.00	118 207.00	58 350.00	62 400.00	50 600.00	441 547.00
Total nominal value of the bids approved (BGN'000)	25 000.00	20 000.00	40 000.00	25 000.00	20 000.00	20 000.00	150 000.00
Average price of the bids approved per BGN 100 (%)	101.06	101.03	101.89	102.14	101.26	101.13	101.49
Interest rate	3.50	3.50	3.50	3.50	3.50	3.50	3.50
Bid-to-cover ratio	3.15	3.66	2.96	2.33	3.12	2.53	2.94
Average annual yield (%)	3.16	3.16	2.79	2.63	2.97	3.01	2.93

(continued)

### 3-year government securities

(continued)

Issue No.	First opening	Second opening	Third opening	Fourth opening	Total for the issue
	<b>BG20301061114</b>				
Auction date	06.02.2006	10.04.2006	19.06.2006	23.10.2006	
Issue date	08.02.2006	08.02.2006	08.02.2006	08.02.2006	08.02.2006
Maturity date	08.02.2009	08.02.2009	08.02.2009	08.02.2009	08.02.2009
Nominal value of the offer (BGN'000)	35 000.00	40 000.00	45 000.00	20 000.00	75 000.00
Total nominal value of the bids received (BGN'000)	87 800.00	48 950.00	32 730.00	64 720.00	136 750.00
Total nominal value of the bids approved (BGN'000)	35 000.00	40 000.00	32 730.00	20 000.00	75 000.00
Average price of the bids approved per BGN 100 (%)	98.74	97.20	96.19	97.38	97.39
Interest rate	2.75	2.75	2.75	2.75	2.75
Bid-to-cover ratio	2.51	1.22	0.73	3.24	1.82
Average annual yield (%)	3.23	3.85	4.35	4.00	3.80

(continued)

## 5-year government securities

(continued)

Issue No.	BG2030002112 <sup>4</sup>				Total for the issue
	First opening	Second opening	Third opening	Fourth opening	
Auction date	07.01.2002	11.02.2002	08.04.2002	07.05.2002	
Issue date	09.01.2002	09.01.2002	09.01.2002	09.01.2002	09.01.2002
Maturity date	09.01.2007	09.01.2007	09.01.2007	09.01.2007	09.01.2007
Nominal value of the offer (BGN'000)	25 000.00	20 000.00	25 000.00	20 000.00	90 000.00
Total nominal value of the bids received (BGN'000)	62 850.00	72 470.00	47 080.00	36 250.00	218 650.00
Total nominal value of the bids approved (BGN'000)	25 000.00	20 000.00	25 000.00	20 000.00	90 000.00
Average price of the bids approved per BGN 100 (%)	100.71	101.98	102.01	102.07	101.66
Interest rate	7.00	7.00	7.00	7.00	7.00
Bid-to-cover ratio	2.51	3.62	1.88	1.81	2.43
Average annual yield (%)	6.83	6.53	6.52	6.51	6.60

(continued)

## 5-year government securities

(continued)

Issue No.	First opening	Second opening	Third opening	Fourth opening	Total for the issue	First opening	Second opening	Third opening	Total for the issue
			BG2030202118 <sup>4</sup>				BG2030003110 <sup>3</sup>		
Auction date	08.07.2002	12.08.2002	07.10.2002	11.11.2002		13.01.2003	10.02.2003	02.06.2003	
Issue date	10.07.2002	10.07.2002	10.07.2002	10.07.2002	10.07.2002	15.01.2003	15.01.2003	15.01.2003	15.01.2003
Maturity date	10.07.2007	10.07.2007	10.07.2007	10.07.2007	10.07.2007	15.01.2008	15.01.2008	15.01.2008	15.01.2008
Nominal value of the offer (BGN'000)	25 000.00	20 000.00	25 000.00	20 000.00	90 000.00	30 000.00	25 000.00	20 000.00	75 000.00
Total nominal value of the bids received (BGN'000)	38 080.00	19 100.00	49 950.00	67 184.70	174 314.70	87 720.00	50 900.00	49 450.00	188 070.00
Total nominal value of the bids approved (BGN'000)	25 000.00	14 750.00	25 000.00	20 000.00	84 750.00	30 000.00	25 000.00	20 000.00	75 000.00
Average price of the bids approved per BGN 100 (%)	99.81	98.45	98.78	99.52	99.20	100.42	100.55	100.40	100.46
Interest rate	6.50	6.50	6.50	6.50	6.50	5.625	5.625	5.625	5.625
Bid-to-cover ratio	1.52	0.96	2.00	3.36	1.94	2.92	2.04	2.47	2.51
Average annual yield (%)	6.55	6.87	6.79	6.61	6.69	5.53	5.50	5.53	5.52

(continued)

## 5-year government securities

(continued)

Issue No.	First opening	Second opening	Third opening	Fourth opening	Fifth opening	Total for the issue
				BG2030203116 <sup>5</sup>		
Auction date	07.07.2003	04.08.2003	08.09.2003	12.11.2003	01.12.2003	
Issue date	09.07.2003	09.07.2003	09.07.2003	09.07.2003	09.07.2003	09.07.2003
Maturity date	09.07.2008	09.07.2008	09.07.2008	09.07.2008	09.07.2008	09.07.2008
Nominal value of the offer (BGN'000)	25 000.00	15 000.00	20 000.00	20 000.00	20 000.00	100 000.00
Total nominal value of the bids received (BGN'000)	47 300.00	37 150.00	43 600.00	56 500.00	60 750.00	245 300.00
Total nominal value of the bids approved (BGN'000)	25 000.00	15 000.00	20 000.00	20 000.00	20 000.00	100 000.00
Average price of the bids approved per BGN 100 (%)	99.12	98.33	98.25	99.22	99.48	98.92
Interest rate	4.75	4.75	4.75	4.75	4.75	4.75
Bid-to-cover ratio	1.89	2.48	2.18	2.83	3.04	2.45
Average annual yield (%)	4.95	5.13	5.15	4.93	4.87	5.00

(continued)

## 5-year government securities

(continued)

Issue No.	First opening	Second opening	Third opening	Fourth opening	Fifth opening	Total for the issue
			BC2030004118 <sup>5</sup>			
Auction date	05.01.2004	01.03.2004	07.06.2004	13.09.2004	20.12.2004	
Issue date	07.01.2004	07.01.2004	07.01.2004	07.01.2004	07.01.2004	07.01.2004
Maturity date	07.01.2009	07.01.2009	07.01.2009	07.01.2009	07.01.2009	07.01.2009
Nominal value of the offer (BGN'000)	20 000.00	20 000.00	20 000.00	20 000.00	20 000.00	100 000.00
Total nominal value of the bids received (BGN'000)	84 450.00	60 120.00	35 850.00	76 600.00	92 285.00	284 855.00
Total nominal value of the bids approved (BGN'000)	20 000.00	20 000.00	20 000.00	20 000.00	20 000.00	100 000.00
Average price of the bids approved per BGN 100 (%)	99.79	100.72	96.88	99.94	103.98	100.26
Interest rate	4.70	4.70	4.70	4.70	4.70	4.70
Bid-to-cover ratio	4.22	3.01	1.79	3.83	4.61	2.85
Average annual yield (%)	4.75	4.54	5.42	4.71	3.67	4.62

(continued)

## 5-year government securities

(continued)

Issue No.	BG2030105113 <sup>4</sup>				BG2030006113 <sup>4</sup>					
	First opening	Second opening	Third opening	Fourth opening	Total for the issue	First opening	Second opening	Third opening	Fourth opening	Total for the issue
Auction date	14.02.2005	09.05.2005	15.08.2005	10.10.2005		23.01.2006	20.03.2006	29.05.2006	13.11.2006	
Issue date	16.02.2005	16.02.2005	16.02.2005	16.02.2005	16.02.2005	25.01.2006	25.01.2006	25.01.2006	25.01.2006	25.01.2006
Maturity date	16.02.2010	16.02.2010	16.02.2010	16.02.2005	16.02.2010	25.01.2011	25.01.2011	25.01.2011	25.01.2011	25.01.2011
Nominal value of the offer (BGN'000)	25 000.00	25 000.00	25 000.00	25 000.00	100 000.00	45 000.00	45 000.00	45 000.00	20 000.00	155 000.00
Total nominal value of the bids received (BGN'000)	108 300.00	98 810.00	105 900.00	71 100.00	384 110.00	125 710.00	75 100.00	72 870.00	77 450.00	351 130.00
Total nominal value of the bids approved (BGN'000)	25 000.00	25 000.00	25 000.00	25 000.00	100 000.00	45 000.00	45 000.00	45 000.00	20 000.00	155 000.00
Average price of the bids approved per BGN 100 (%)	101.43	102.36	103.17	103.09	102.51	98.37	96.82	95.47	96.12	96.79
Interest rate	3.75	3.75	3.75	3.75	3.75	3.00	3.00	3.00	3.00	3.00
Bid-to-cover ratio	4.33	3.95	4.24	2.84	3.84	2.79	1.67	1.62	3.87	2.27
Average annual yield (%)	3.46	3.24	3.01	3.01	3.18	3.38	3.76	4.12	4.05	3.79

(continued)





## 7-year government securities

(continued)

Issue No.	BG204030213 <sup>4</sup>					BG2040103215 <sup>5</sup>					
	First opening	Second opening	Third opening	Fourth opening	Total for the issue	First opening	Second opening	Third opening	Fourth opening	Fifth opening	Total for the issue
Auction date	15.07.2002	19.08.2002	14.10.2002	18.11.2002		03.02.2003	14.04.2003	07.05.2003	21.07.2003	20.10.2003	
Issue date	17.07.2002	17.07.2002	17.07.2002	17.07.2002	17.07.2002	05.02.2003	05.02.2003	05.02.2003	05.02.2003	05.02.2003	05.02.2003
Maturity date	17.07.2009	17.07.2009	17.07.2009	17.07.2009	17.07.2009	05.02.2010	05.02.2010	05.02.2010	05.02.2010	05.02.2010	05.02.2010
Nominal value of the offer (BGN'000)	20 000.00	15 000.00	20 000.00	15 000.00	70 000.00	20 000.00	20 000.00	20 000.00	15 000.00	30 000.00	105 000.00
Total nominal value of the bids received (BGN'000)	29 863.50	24 239.00	48 880.30	86 964.00	189 946.80	77 850.00	49 650.00	34 800.00	46 260.00	68 030.00	276 590.00
Total nominal value of the bids approved (BGN'000)	20 000.00	15 000.00	20 000.00	15 000.00	70 000.00	20 000.00	20 000.00	20 000.00	15 000.00	30 000.00	105 000.00
Average price of the bids approved per BGN 100 (%)	98.39	96.38	96.63	99.09	97.61	100.42	98.90	98.06	101.92	102.27	100.42
Interest rate	7.00	7.00	7.00	7.00	7.00	5.875	5.875	5.875	5.875	5.875	5.875
Bid-to-cover ratio	1.49	1.62	2.44	5.80	2.71	3.89	2.48	1.74	3.08	2.27	2.63
Average annual yield (%)	7.30	7.68	7.63	7.17	7.44	5.80	6.07	6.22	5.54	5.48	5.80

(continued)

## 7-year government securities

(continued)

Issue No.	First opening	BG20402032132*	Total for the issue	First opening	Second opening	BG20401042134	Third opening	Fourth opening	Total for the issue
Auction date	18.02.2003	10.03.2003		09.02.2004	03.05.2004	01.11.2004	07.12.2004		
Issue date	24.02.2003	24.02.2003	24.02.2003	11.02.2004	11.02.2004	11.02.2004	11.02.2004	11.02.2004	11.02.2004
Maturity date	24.05.2010	24.05.2010	24.05.2010	11.02.2011	11.02.2011	11.02.2011	11.02.2011	11.02.2011	11.02.2011
Nominal value of the offer (BGN'000)	50 000.00	25 000.00	75 000.00	20 000.00	20 000.00	20 000.00	20 000.00	20 000.00	80 000.00
Total nominal value of the bids received (BGN'000)	139 990.00	76 475.00	216 465.00	76 850.00	39 060.00	90 400.00	97 000.00		303 310.00
Total nominal value of the bids approved (BGN'000)	50 000.00	55 000.00	105 000.00	20 000.00	20 000.00	20 000.00	20 000.00	20 000.00	80 000.00
Average price of the bids approved per BGN 100 (%)	100.99	100.55	100.76	98.42	96.77	99.61	101.69		99.12
Interest rate	5.75	5.75	5.75	4.75	4.75	4.75	4.75	4.75	4.75
Bid-to-cover ratio	2.80	3.06	2.89	3.84	1.95	4.52	4.85		3.79
Average annual yield (%)	5.58	5.65	5.62	5.02	5.31	4.82	4.48		4.91

(continued)

## 10-year government securities

(continued)

Issue No.	BG204020215 <sup>4</sup>				BG2040003217 <sup>2</sup>			Total for the issue
	First opening	Second opening	Third opening	Fourth opening	Total for the issue	First opening	Second opening	
Auction date	15.04.2002	22.04.2002	17.06.2002	22.07.2002	17.04.2002	06.01.2003	31.03.2003	08.01.2003
Issue date	17.04.2002	17.04.2002	17.04.2002	17.04.2012	17.04.2012	08.01.2003	08.01.2003	08.01.2003
Maturity date	17.04.2012	17.04.2012	17.04.2012	17.04.2012	17.04.2012	08.01.2013	08.01.2013	08.01.2013
Nominal value of the offer (BGN'000)	15 000.00	25 000.00	25 000.00	25 000.00	90 000.00	30 000.00	20 000.00	50 000.00
Total nominal value of the bids received (BGN'000)	72 080.00	59 589.60	42 338.50	28 859.30	202 867.40	94 289.80	56 355.00	150 644.80
Total nominal value of the bids approved (BGN'000)	15 000.00	25 000.00	25 000.00	19 920.00	84 920.00	30 000.00	20 000.00	50 000.00
Average price of the bids approved per BGN 100 (%)	98.14	96.77	95.92	93.76	96.06	104.08	105.18	104.52
Interest rate	7.50	7.50	7.50	7.50	7.50	7.50	7.50	7.50
Bid-to-cover ratio	4.81	2.38	1.69	1.15	2.25	3.14	2.82	3.01
Average annual yield (%)	7.77	7.97	8.10	8.44	8.08	6.93	6.78	6.87

(continued)

## 10-year government securities

(continued)

Issue No.	First opening	Second opening	Total for the issue	First opening	Second opening	Third opening	Fourth opening	Total for the issue
		BG2040303211 <sup>2</sup>				BG2040004215 <sup>4</sup>		
Auction date	30.06.2003	29.09.2003		02.02.2004	13.04.2004	04.10.2004	15.11.2004	
Issue date	02.07.2003	02.07.2003	02.07.2003	04.02.2004	04.02.2004	04.02.2004	04.02.2004	04.02.2004
Maturity date	02.07.2013	02.07.2013	02.07.2013	04.02.2014	04.02.2014	04.02.2014	04.02.2014	04.02.2014
Nominal value of the offer (BGN'000)	20 000.00	30 000.00	50 000.00	20 000.00	20 000.00	20 000.00	20 000.00	80 000.00
Total nominal value of the bids received (BGN'000)	69 350.00	78 753.00	148 103.00	85 300.00	82 680.00	86 010.00	78 128.00	332 118.00
Total nominal value of the bids approved (BGN'000)	20 000.00	30 000.00	50 000.00	20 000.00	20 000.00	20 000.00	20 000.00	80 000.00
Average price of the bids approved per BGN 100 (%)	98.82	97.71	98.15	97.85	99.20	99.75	101.47	99.57
Interest rate	5.75	5.75	5.75	5.20	5.20	5.20	5.20	5.20
Bid-to-cover ratio	3.47	2.63	2.96	4.27	4.13	4.30	3.91	4.15
Average annual yield (%)	5.91	6.06	6.00	5.48	5.30	5.23	5.01	5.26

(continued)

## 10-year government securities

(continued)

Issue No.	First opening	Second opening	Third opening	BG2040005212 <sup>6</sup> Fourth opening	Fifth opening	Sixth opening	Total for the issue
Auction date	10.01.2005	07.03.2005	06.06.2005	04.07.2005	19.09.2005	03.10.2005	
Issue date	12.01.2005	12.01.2005	12.01.2005	12.01.2005	12.01.2005	12.01.2005	12.01.2005
Maturity date	12.01.2015	12.01.2015	12.01.2015	12.01.2015	12.01.2015	12.01.2015	12.01.2015
Nominal value of the offer (BGN'000)	25 000.00	25 000.00	15 000.00	35 000.00	25 000.00	25 000.00	150 000.00
Total nominal value of the bids received (BGN'000)	130 600.00	102 150.00	86 325.00	158 625.00	79 707.00	80 350.00	637 757.00
Total nominal value of the bids approved (BGN'000)	25 000.00	25 000.00	15 000.00	35 000.00	25 000.00	25 000.00	150 000.00
Average price of the bids approved per BGN 100 (%)	100.68	101.09	103.74	105.00	106.40	106.20	103.94
Interest rate	4.25	4.25	4.25	4.25	4.25	4.25	4.25
Bid-to-cover ratio	5.22	4.09	5.76	4.53	3.19	3.21	4.25
Average annual yield (%)	4.21	4.16	3.82	3.66	3.47	3.49	3.79

(continued)

## 10-year government securities

(continued)

Issue No.	First opening	Second opening	Third opening	Fourth opening	Total for the issue
			<b>BG2040006210<sup>4</sup></b>		
Auction date	03.01.2006	20.02.2006	25.04.2006	24.07.2006	
Issue date	04.01.2006	04.01.2006	22.02.2006	04.01.2006	04.01.2006
Maturity date	04.01.2016	04.01.2016	04.01.2016	04.01.2016	04.01.2016
Nominal value of the offer (BGN'000)	50 000.00	30 000.00	50 000.00	20 000.00	150 000.00
Total nominal value of the bids received (BGN'000)	96 350.00	107 905.00	97 410.00	67 765.00	369 430.00
Total nominal value of the bids approved (BGN'000)	50 000.00	30 000.00	50 000.00	20 000.00	150 000.00
Average price of the bids approved per BGN 100 (%)	98.26	97.61	92.02	91.00	95.08
Interest rate	3.50	3.50	3.50	3.50	3.50
Bid-to-cover ratio	1.93	3.60	1.95	3.39	2.46
Average annual yield (%)	3.74	3.83	4.58	4.74	4.17

(continued)

Issue No.	First opening	Second opening	BG2040403219** Third opening	Fourth opening	Total for the issue
Auction date	03.11.2003	19.01.2004	02.08.2004	03.01.2005	
Issue date	12.11.2003	12.11.2003	12.11.2003	12.11.2003	12.11.2003
Maturity date	11.10.2018	11.10.2018	11.10.2018	11.10.2018	11.10.2018
Nominal value of the offer (BGN'000)	20 000.00	50 000.00	15 000.00	15 000.00	100 000.00
Total nominal value of the bids received (BGN'000)	73 628.54	124 820.00	62 878.00	89 545.00	350 871.54
Total nominal value of the bids approved (BGN'000)	20 000.00	50 000.00	15 000.00	15 000.00	100 000.00
Average price of the bids approved per BGN 100 (%)	94.81	99.43	100.59	110.58	100.35
Interest rate	6.00	6.00	6.00	6.00	6.00
Bid-to-cover ratio	3.68	2.50	4.19	5.97	3.51
Average annual yield (%)	6.55	6.06	5.94	4.99	5.96

<sup>1</sup> The price indicated in the *Total for the issue* column is a result of the one auction organized for sale of this issue.

<sup>2</sup> The price indicated in the *Total for the issue* column is a result of the two auctions organized for sale of this issue.

<sup>3</sup> The price indicated in the *Total for the issue* column is a result of the three auctions organized for sale of this issue.

<sup>4</sup> The price indicated in the *Total for the issue* column is a result of the four auctions organized for sale of this issue.

<sup>5</sup> The price indicated in the *Total for the issue* column is a result of the five auctions organized for sale of this issue.

<sup>6</sup> The price indicated in the *Total for the issue* column is a result of the six auctions organized for sale of this issue.

\* Issues Nos. BG2040203213 and BG2040403219 are denominated in euro and all related values are also in euro.

**Note:** Since 22 November 2004 government securities yield has been calculated according to ISMA-International Yield.

## Government Securities Issued to Settle Non-performing Credits of State-owned Companies to Banks

Legal regulation	CMD 244/91	CMD 186/93	Art. 4 ZUNK/93	Art. 5 ZUNK/93	CMD 3/94	§10 of TFP of SBL/99
Issue No.	<b>BG 2000192224</b>	<b>BG 2009993226</b>	<b>BG 2009893228</b>	<b>BG 2009794228</b>	<b>BG 2009693222</b>	<b>BG 2040099223</b>
Issue date	01.01.1992	01.07.1993	01.10.1993	01.01.1994	01.12.1993	01.07.1999
Maturity date	01.01.2011	01.07.2017	01.10.2018	01.01.2019	01.12.2018	01.01.2019
Maturity (years)	19	24	25	25	25	19,5
Grace period (years)	4	4	5	5	5	
Redemption term (years)	15	20	20	20	20	19,5
Repayments	15 equal annual installments	20 equal annual installments	20 equal annual installments	20 equal annual installments	20 equal annual installments	20 equal annual installments
Principal (thousand)	BGN 1375.87	BGN 1526.20	BGN 5598.14	USD 128,557.35	BGN 600.66	EUR 108,590.13
Interest payments	semiannual	semiannual	semiannual	semiannual	annual	semiannual
Interest	BIR +1	BIR	BIR	LIBOR*	BIR	EURIBOR**

\* Six-month LIBOR of the US dollar for the preceding interest period; the amount of the interest coupon is announced by the Minister of Finance three days after the beginning of each interest period.

\*\* Six-month EURIBOR for the preceding interest period; the amount of the interest coupon is announced by the Minister of Finance three days after the beginning of each interest period.

EUR-denominated issue BG 2040099223 has the same status as the USD-denominated issue BG 2009794228 (issued under Article 5 of ZUNK).

Pursuant to CM Decree No. 221 of 1995 holders of long-term government bonds issued under ZUNK, CM Decrees No. 244 of 1991, No. 186 of 1993 and No. 3 of 1994 may use them as legal tender in privatisation transactions.

Pursuant to CM Decree No. 22 of 1995, long-term government bonds issued under ZUNK may be used to repay obligations of state-owned enterprises, firms and commercial companies to the government, transformed under Article 10 of ZUNK. In meeting these obligations, long-term government bonds are valued at their nominal for the bonds denominated in US dollars, and 80% for those denominated in levs.

Principals are based on actual data as of 30 November 2006.



**LIST**  
**of Financial Institutions Approved by the Ministry of Finance and the**  
**Governor of the Bulgarian National Bank to Act as Government Securities**  
**Primary Dealers between 1 July and 31 December 2006**

No.	Financial institution	Reuters page of government securities quotations	Bloomberg page of government securities quotations	Website
1	DSK BANK 19 Moskovska Str., 1036 Sofia tel. (+359 2) 9391220	SSBG 01-03	DSKB	www.dskbank.bg
2	BNP PARIBAS (BULGARIA) 2 Tsar Osvoboditel Blvd., 1000 Sofia, PB 11 tel. (+359 2) 9218640	BSBD 01-03		www.bulgaria.bnpparibas.com
3	PURAEUS BANK BULGARIA 3 Vitosha Blvd., 1000 Sofia tel. (+359 2) 980 5654	EBSF 01-03		www.eurobank.bg
4	BULBANK 7 Sveta Nedelya Sq., 1000 Sofia tel. (+359 2) 9232111	BGTB 01-03		www.bulbank.bg
5	BULGARIAN POST BANK 14 Tsar Osvoboditel Blvd., 1048 Sofia tel. (+359 2) 8166000	BPBB 01-03		www.postbank.bg
6	DZI BANK 4-6 Dondukov Blvd., 1000 Sofia tel. (+359 2) 9307136	REBS 01-03		www.dzibank.bg
7	HVB BANK BIOCHIM 1 Ivan Vazov Str., 1026 Sofia tel.: (+359 2) 9269210	CBBB 01-03	CBBB	www.biochim.com
8	INVESTBANK 83A Bulgaria Blvd., 1404 Sofia tel. (+359 2) 8186119	OBGG 01-03		www.ibank.bg
9	ING BANK N. V. – SOFIA BRANCH 12 Emil Bersinski Str., 1408 Sofia tel. (+359 2) 9176400	INBS 01-03		www.ing.bg
10	INTERNATIONAL ASSET BANK 81-83 Todor Alexandrov Blvd., 1303 Sofia tel. (+359 2) 8120111	EIBG 01-03		www.iabank.bg
11	CORPORATE COMMERCIAL BANK 10 Graf Ignatiev Str., 1000 Sofia tel. (+359 2) 9809362	BGIB 01-03		www.corpbank.bg
12	UNITED BULGARIAN BANK 5 Sveta Sofia Str., 1040 Sofia tel. (+359 2) 2811+extension	UBBB 01-03		www.ubb.bg

(continued)

(continued)

No.	Financial institution	Reuters page of government securities quotations	Bloomberg page of government securities quotations	Website
13	MUNICIPAL BANK 6 Vrabcha Str., 1000 Sofia tel. (+359 2) 9300111	SMBK 01-03		<a href="http://www.municipalbank.bg">www.municipalbank.bg</a>
14	FIRST INVESTMENT BANK 37 Dragan Chankov Blvd., 1797 Sofia tel.: (+359 2) 8171100	BFIB 01-03		<a href="http://www.fibank.bg">www.fibank.bg</a>
15	RAIFFEISENBANK (BULGARIA) 18–20 Nikolay Gogol Str., 1504 Sofia tel. (+359 2) 91985101	RBBS 01-03		<a href="http://www.raiffeisen.bg">www.raiffeisen.bg</a>
16	SOCIETE GENERALE EXPRESSBANK 92 Vladislav Varnenchik Blvd., 9000 Varna tel. (+359 52) 686100	EBVB 01-03		<a href="http://www.sgexpressbank.bg">www.sgexpressbank.bg</a>
17	CITIBANK N. A. – SOFIA BRANCH 2 Knyaginya Maria-Louisa Blvd., TSUM, Business Centre, fifth floor, 1000 Sofia tel. (+359 2) 9175100	CSOF 01-03		<a href="http://www.citibank.com/bulgaria/">www.citibank.com/bulgaria/</a>
18	ECONOMIC AND INVESTMENT BANK 2 Slavyanska Str., 1000 Sofia tel.: (+359 2) 9399240	RIBB 01-03		<a href="http://www.eibank.bg">www.eibank.bg</a>
19	ALLIANZ BULGARIA COMMERCE BANK 79 Knyaginya Maria-Louisa Blvd., 1202 Sofia tel. (+359 2) 9215404	BGIN 01-03		<a href="http://www.bank.allianz.bg">www.bank.allianz.bg</a>
20	D COMMERCE BANK 8 Tsar Osvoboditel Blvd., 1000 Sofia tel.: (+359 2) 9357171	DBBG 01-03		<a href="http://www.dbank.bg">www.dbank.bg</a>
21	CENTRAL COOPERATIVE BANK 103 Rakovski Str., 1000 Sofia tel. (+359 2) 9266107	SCCB 01-03		<a href="http://www.ccbank.bg">www.ccbank.bg</a>
22	MKB UNIONBANK 10–12 Damyan Gruev Str., 1606 Sofia tel. (+359 2) 9179833	UNBS 01-03		<a href="http://www.unionbank.bg">www.unionbank.bg</a>
23	BULBROKERS 30 Ivan Vazov Str., 1000 Sofia tel. (+359 2) 9376200	BULB 01-03		<a href="http://www.bulbrokers.com">www.bulbrokers.com</a>
24	EUROFINANCE 84 Patriarh Evtimii Blvd., 1463 Sofia tel. (+359 2) 9805657	EUF1 01-03		<a href="http://www.euro-fin.com">www.euro-fin.com</a>
25	ELANA TRADING INVESTMENT INTERMEDIARY 49 Bulgaria Blvd., 1404 Sofia tel. (+359 2) 8100000	ELAN 01-03		<a href="http://www.elana.net">www.elana.net</a>

## Credit Ratings Range for Bulgaria

		Moody's	S&P	Fitch	JCRA	
Investment grade	Aaa	AAA	AAA	AAA	AAA	
	Aa1	AA+	AA+	AA+	AA+	
	Aa2	AA	AA	AA	AA	
	Aa3	AA-	AA-	AA-	AA-	
	A1	A+	A+	A+	A+	
	A2	A	A	A	A	17 August 2005
	A3	A-	A-	A-	A-	26 October 2006
	Baa1	BBB+	BBB+	BBB+	BBB+	1 March 2006
	Baa2	BBB	BBB	BBB	BBB	21 July 2006
	Baa3	BBB-	BBB-	BBB-	BBB-	
Subinvestment grade	Ba1	BB+	BB+	BB+	BB+	
	Ba2	BB	BB	BB	BB	
	Ba3	BB-	BB-	BB-	BB-	
	B1	B+	B+	B+	B+	
	B2	B	B	B	B	
	B3	B-	B-	B-	B-	27 September 1996
	Caa	CCC+	CCC	CCC	CCC	
...	...	...	...	...		
C	D	D	D	D		

Long-term government securities: foreign currency



Long-term government securities: local currency

